

## Pension Super Plus Fund - 2012 as on 31<sup>st</sup> March 2015

**Fund Objective :** The fund aims to invest in Equity, Fixed Income Instruments, Liquid Mutual Funds and Money Market Instruments and actively manage the asset allocation between these categories to provide benefits at least equal to the guaranteed benefits.

**SFIN CODE :** ULIF04818/06/12PenSuPls12101

**Date of Inception :** 03 Dec 2012

### Fund V/s Benchmark Performance

Period	Returns (%)	Benchmark Returns (%)#
Inception (03-Dec-12)	12.82	N/A
5 Years	N/A	N/A
4 Years	N/A	N/A
3 Years	N/A	N/A
2 Years	15.38	N/A
1 Years	21.18	N/A

# N/A

### PORTFOLIO

Equity	% to Fund
ITC Ltd	3.39%
ICICI Bank Ltd	3.34%
Infosys Ltd.	3.25%
HDFC Bank Ltd	2.96%
Reliance Industries Ltd	2.34%
Tata Consultancy Services Ltd	2.12%
Larsen & Toubro Limited	2.08%
Tata Motors Limited	1.51%
State Bank of India	1.46%
Axis Bank Limited	1.29%
Sun Pharmaceuticals Industries Ltd	1.20%
IndusInd Bank Ltd	1.10%
Bharti Airtel Ltd	1.09%
Oil & Natural Gas Corporation Ltd	1.02%
Mahindra & Mahindra Ltd	0.92%
Hindustan Unilever Limited	0.91%
Kotak Mahindra Bank Limited	0.89%
Rural Electrification Corporation Ltd	0.85%
Power Finance Corporation Ltd	0.82%
Maruti Suzuki India Ltd	0.80%
HCL Technologies Limited	0.71%
Dr Reddys Laboratories Limited.	0.71%
Lupin Limited.	0.66%
Hero Motocorp Limited.	0.65%
Wipro Ltd	0.60%
Tech Mahindra Limited	0.60%
Asian Paints (India) Ltd	0.60%
Bajaj Auto Ltd.	0.57%
Cipla Limited	0.55%
Others	7.01%
<b>Total</b>	<b>45.99%</b>

Debentures / Bonds	% to Fund
IOT Utkal Energy Services Limited	6.05%
LIC Housing Finance Ltd	5.55%
L&T Shipbuilding Ltd	4.27%
AXIS Bank Ltd	4.11%
Tata Sons Ltd	2.78%
Bajaj Finance Ltd	2.75%
Reliance Ports and Terminals Ltd	2.21%
Hindalco Industries Ltd	2.01%
HDFC Bank Ltd	1.55%
ICICI Securities Primary Dealership Ltd	1.32%
Sesa Sterlite Ltd	1.12%
Others	2.94%
<b>Total</b>	<b>36.66%</b>

Government Securities	% to Fund
8.15% GOI Mat 11-Jun-2022	8.20%
8.13% GOI Mat 21-Sep-2022	3.12%
8.35% GOI Mat 14-May-2022	2.70%
8.20% GOI Mat 15-Feb-2022	1.34%
<b>Total</b>	<b>15.36%</b>

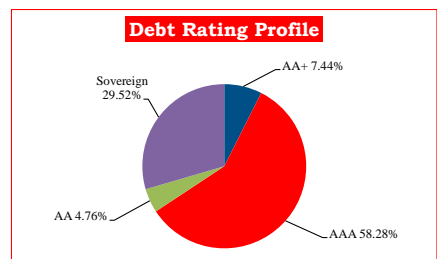
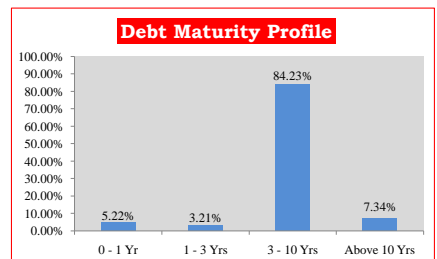
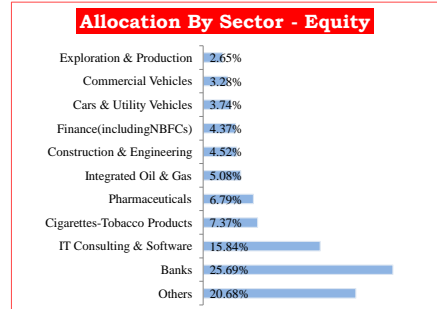

**Deposits, Money Mkt Securities and Net Current Assets. 1.98%**

**Grand Total 100.00%**

Debt Parameters	
Portfolio Yield (%)	8.20%
Avg Maturity (In Months)	94.20
Modified Duration (In Years)	5.29

\*Please refer Annexure A for Approved File & Use Limits

**Assets Under Management ( ₹ In Lakhs)**  
114,081.10



## Annexure A : Approved File & Use Limits

Fund	SFIN	Asset Class		
		Money Market Instruments	Govt. Securities & Corp Bonds	Equity
Pension Super Plus Fund - 2012	ULIF04818/06/12PenSuPls12101	0% - 40%	40% - 100%	0% - 60%