

MONTHLY UPDATE

MARCH 2015



Liquid Fund - Pension as on 31st March 2015

Fund Objective : To deliver returns linked to Money Market levels with minimal interest rate risk and minimal credit risk so as to provide a high level of safety of capital.

SFIN CODE : ULIF00802/01/04LiquidFund101

Date of Inception : 02 Jan 2004

Fund V/s Benchmark Performance

Period	Returns (%)	Benchmark Returns (%)#
Inception (02-Jan-04)	07.81	06.89
5 Years	08.26	08.26
3 Years	08.57	08.89
2 Years	08.43	09.22
1 Years	08.54	08.98
3 Mths	01.92	02.15

CRISIL Liquid Fund Index

PORTFOLIO

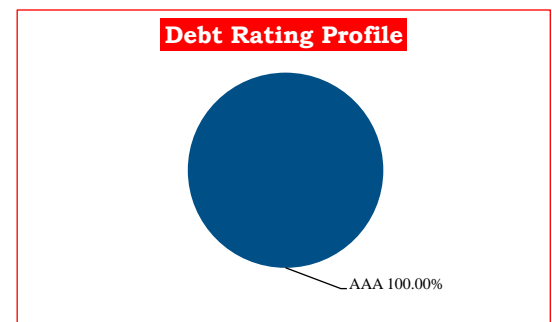
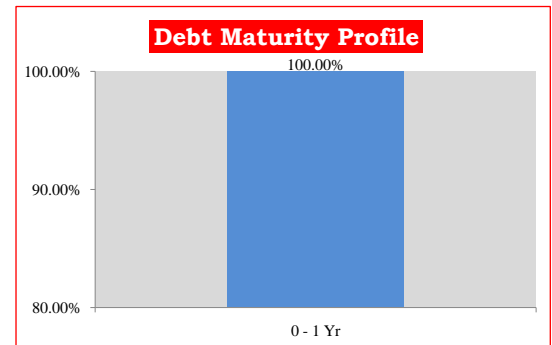

Deposits, Money Mkt Securities and Net Current Assets. **100.00%**

Grand Total **100.00%**

Debt Parameters	
Portfolio Yield (%)	8.48%
Avg Maturity (In Months)	3.36
Modified Duration (In Years)	0.28

*Please refer Annexure A for Approved File & Use Limits

Assets Under Management (₹ In Lakhs)
3,728.70



Stable Managed Fund - Pension as on 31st March 2015

Fund Objective : To generate optimal returns for investors through short term investments in high credit quality securities so as to keep interest rate risks low and provide safety of capital over the medium term horizon.

SFIN CODE : ULIF01420/06/07StableMgFd101

Date of Inception : 20 Jun 2007

Fund V/s Benchmark Performance

Period	Returns (%)	Benchmark Returns (%)#
Inception (20-Jun-07)	08.28	08.17
5 Years	07.73	08.31
3 Years	08.45	09.40
2 Years	08.18	09.55
1 Years	08.83	10.33
3 Mths	01.93	02.38

CRISIL Short Term Bond Fund Index

PORTFOLIO

Debentures / Bonds	% to Fund
Godrej Consumer Products Ltd	9.87%
Infrastructure Development Finance Ltd	9.80%
Power Finance Corporation Ltd	9.43%
Power Grid Corporation of India Ltd	9.11%
LIC Housing Finance Ltd	8.44%
Tata Sons Ltd	6.67%
Housing Development Finance Corporation Ltd	6.30%
Larsen & Toubro Ltd	4.03%
HDB Financial Services Ltd	2.19%
L&T Interstate Road Corridor Limited	1.49%
Indian Railway Finance Corporation Ltd	1.04%
Others	0.36%
Total	68.74%

Government Securities	% to Fund
7.59% GOI Mat 12-Apr-2016	27.50%
Total	27.50%

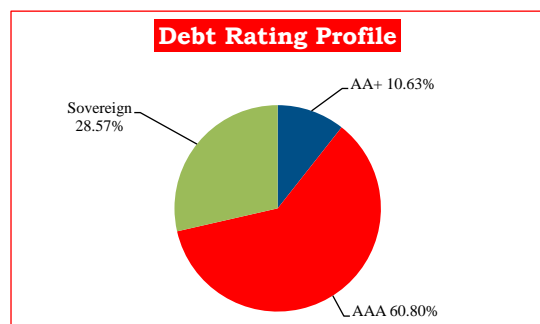
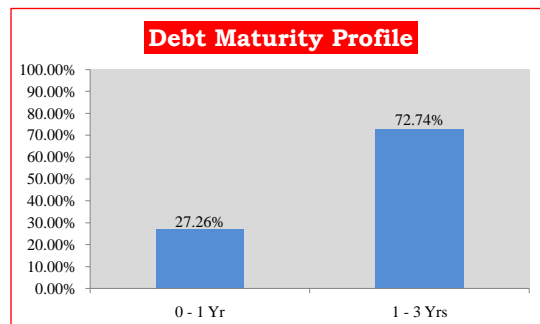

Deposits, Money Mkt Securities and Net Current Assets. 3.76%

Grand Total 100.00%

Debt Parameters	
Portfolio Yield (%)	8.22%
Avg Maturity (In Months)	12.60
Modified Duration (In Years)	0.94

*Please refer Annexure A for Approved File & Use Limits

Assets Under Management (₹ In Lakhs)
2,757.32



Secured Managed Fund - Pension as on 31st March 2015

Fund Objective : To provide reasonable returns through investments in high credit quality debt instruments while maintaining an optimal level of interest rate risk.

SFIN CODE : ULIF00902/01/04SecureMgtF101

Date of Inception : 02 Jan 2004

Fund V/s Benchmark Performance

Period	Returns (%)	Benchmark Returns (%)#
Inception (02-Jan-04)	07.26	06.17
5 Years	09.06	08.13
3 Years	10.17	09.32
2 Years	09.72	09.34
1 Years	15.41	14.59
3 Mths	02.92	02.84

CRISIL Composite Bond Fund Index

PORTFOLIO

Debentures / Bonds	% to Fund
Tata Sons Ltd	7.54%
Power Finance Corporation Ltd	6.51%
Housing Development Finance Corporation Ltd	5.53%
Power Grid Corporation of India Ltd	4.17%
L&T Shipbuilding Ltd	1.90%
Bajaj Finance Ltd	1.86%
Rural Electrification Corporation Ltd	1.49%
UPL Ltd	1.12%
Others	1.40%
Total	31.52%

Government Securities	% to Fund
8.17% GOI Mat 01-Dec-2044	11.46%
9.20% GOI Mat 30-Sep-2030	7.97%
8.60% GOI Mat 02-Jun-2028	7.44%
8.30% GOI Mat 31-Dec-2042	6.73%
8.32% GOI Mat 02-Aug-2032	5.88%
9.23% GOI Mat 23-Dec-2043	5.21%
8.28% GOI Mat 21-Sep-2027	3.85%
8.83% GOI Mat 12-Dec-2041	3.76%
1.44 Inflation Index Bond Mat 05-Jun-2023	2.84%
8.40% GOI Mat 28-Jul-2024	2.23%
Others	0.62%
Total	57.99%

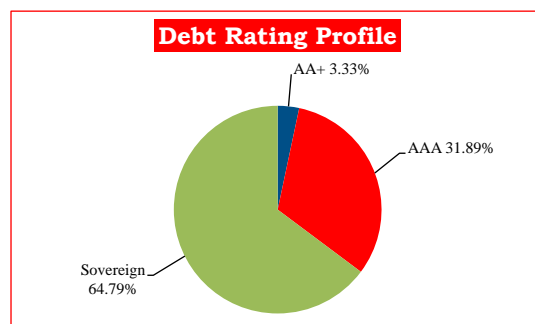
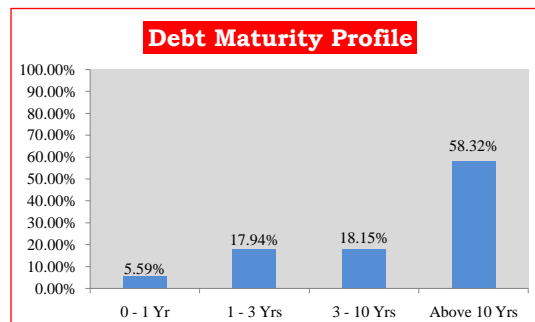

Deposits, Money Mkt Securities and Net Current Assets. 10.49%

Grand Total 100.00%

Debt Parameters	
Portfolio Yield (%)	7.87%
Avg Maturity (In Months)	177.36
Modified Duration (In Years)	7.20

*Please refer Annexure A for Approved File & Use Limits

Assets Under Management (₹ In Lakhs)
13,167.27



Defensive Managed Fund - Pension as on 31st March 2015

Fund Objective : To enhance long term returns for a portfolio predominantly invested in fixed income securities by taking a moderate to medium exposure to equity and equity related securities. The equity exposure will be between 15%-30%.

SFIN CODE : ULIF01002/01/04DefensiveF101

Date of Inception : 02 Jan 2004

Fund V/s Benchmark Performance

Period	Returns (%)	Benchmark Returns (%)#
Inception (02-Jan-04)	09.16	08.04
5 Years	09.48	08.51
3 Years	12.19	11.14
2 Years	13.47	12.44
1 Years	19.86	17.68
3 Mths	02.06	02.84

22.5% BSE -100 77.5% CRISIL Composite Bond Fund Index

PORTFOLIO

Equity	% to Fund
Larsen & Toubro Limited	1.52%
ICICI Bank Ltd	1.33%
Shree Cement Limited	1.23%
ITC Ltd	1.20%
Hindustan Petroleum Corporation Ltd.	1.16%
Infosys Ltd.	1.14%
UPL Limited	0.90%
Axis Bank Limited	0.88%
Tata Consultancy Services Ltd	0.88%
Bharti Airtel Ltd	0.84%
Nestle India Limited	0.80%
Cadila Healthcare Ltd.	0.78%
Reliance Industries Ltd	0.77%
Bank of Baroda	0.64%
HDFC Bank Ltd	0.63%
Sun Pharmaceuticals Industries Ltd	0.60%
IPCA Laboratories Ltd	0.58%
Exide Industries Ltd	0.57%
Punjab National Bank.	0.57%
Bharat Petroleum Corporation Ltd	0.54%
Kotak Mahindra Bank Limited	0.53%
Rural Electrification Corporation Ltd	0.52%
Siemens Ltd	0.52%
Oil & Natural Gas Corporation Ltd	0.52%
Mahindra & Mahindra Ltd	0.50%
Others	8.30%
Total	28.44%

Debentures / Bonds	% to Fund
Tata Sons Ltd	3.14%
UPL Ltd	3.12%
L&T Shipbuilding Ltd	3.10%
Housing Development Finance Corporation Ltd	2.81%
State Bank of Hyderabad	2.22%
Power Finance Corporation Ltd	2.20%
IOT Utkal Energy Services Limited	1.47%
L&T Interstate Road Corridor Limited	1.39%
State Bank of India	1.34%
LIC Housing Finance Ltd	1.24%
AXIS Bank Ltd	1.22%
Others	3.44%
Total	26.68%

Government Securities	% to Fund
8.40% GOI Mat 28-Jul-2024	7.89%
8.30% GOI Mat 02-Jul-2040	7.86%
8.30% GOI Mat 31-Dec-2042	6.07%
8.32% GOI Mat 02-Aug-2032	5.10%
9.20% GOI Mat 30-Sep-2030	4.82%
8.83% GOI Mat 12-Dec-2041	4.41%
8.17% GOI Mat 01-Dec-2044	3.07%
1.44 Inflation Index Bond Mat 05-Jun-2023	2.77%
Total	41.99%

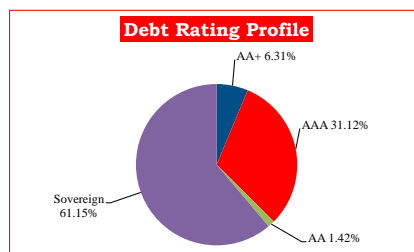
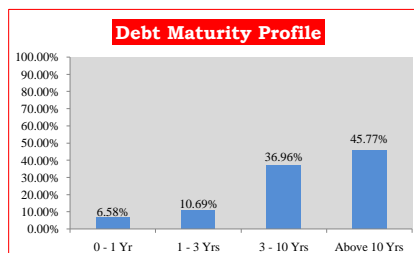
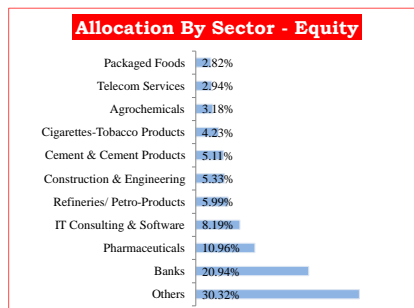

Deposits, Money Mkt Securities and Net Current Assets. 2.89%

Grand Total 100.00%

Debt Parameters	
Portfolio Yield (%)	7.89%
Avg Maturity (In Months)	169.80
Modified Duration (In Years)	7.15

*Please refer Annexure A for Approved File & Use Limits

Assets Under Management (₹ In Lakhs)
8,484.70



Balanced Managed Fund - Pension as on 31st March 2015

Fund Objective : To generate long term capital appreciation along with current income from a combined portfolio of equity and debt market instruments. The equity exposure will be between 30%-60%.

SFIN CODE : ULIF01102/01/04BalancedMF101

Date of Inception : 02 Jan 2004

Fund V/s Benchmark Performance

Period	Returns (%)	Benchmark Returns (%)#
Inception (02-Jan-04)	12.72	09.91
5 Years	10.73	08.88
3 Years	15.05	12.97
2 Years	18.83	15.54
1 Years	28.56	20.77
3 Mths	03.12	02.84

#45% BSE -100 55% CRISIL Composite Bond Fund Index

PORTFOLIO

Equity	% to Fund
HDFC Bank Ltd	3.13%
Infosys Ltd.	2.93%
ICICI Bank Ltd	2.69%
Larsen & Toubro Limited	2.59%
IITC Ltd	2.34%
Reliance Industries Ltd	1.83%
Axis Bank Limited	1.72%
Tata Motors Limited	1.62%
State Bank of India	1.56%
Tata Consultancy Services Ltd	1.44%
IndusInd Bank Ltd	1.38%
Shree Cement Limited	1.20%
Maruti Suzuki India Ltd	1.02%
Oil & Natural Gas Corporation Ltd	0.95%
Bharat Petroleum Corporation Ltd	0.88%
Divis Laboratories Ltd	0.85%
Sun Pharmaceuticals Industries Ltd	0.83%
Dr Reddys Laboratories Limited.	0.83%
Lupin Limited.	0.81%
Kotak Mahindra Bank Limited	0.81%
Eicher Motors Ltd.	0.73%
Cadila Healthcare Ltd.	0.69%
Wipro Ltd	0.67%
Cummins India Ltd.	0.66%
Adani Port & Special Economic Zone Ltd	0.64%
Bharti Airtel Ltd	0.62%
Tech Mahindra Limited	0.62%
Bharat Electronics Ltd	0.58%
Nestle India Limited	0.56%
Infrastructure Development Finance Company Limited	0.56%
Power Grid Corporation of India Ltd	0.54%
Sesa Sterlite Ltd	0.54%
UltraTech Cement Ltd.	0.54%
LIC Housing Finance Limited	0.54%
Capital First Ltd.	0.53%
Hindustan Zinc Ltd.	0.50%
Others	14.89%
Total	55.81%

Debentures / Bonds	% to Fund
Power Finance Corporation Ltd	1.74%
L&T Shipbuilding Ltd	1.27%
HDFC Bank Ltd	1.27%
LIC Housing Finance Ltd	1.21%
Housing Development Finance Corporation Ltd	1.17%
Power Grid Corporation of India Ltd	1.04%
Others	3.59%
Total	11.29%

Government Securities	% to Fund
9.20% GOI Mat 30-Sep-2030	5.59%
8.17% GOI Mat 01-Dec-2044	5.41%
8.30% GOI Mat 31-Dec-2042	3.52%
8.32% GOI Mat 02-Aug-2032	3.07%
9.23% GOI Mat 23-Dec-2043	2.87%
8.83% GOI Mat 12-Dec-2041	2.46%
1.44 Inflation Index Bond Mat 05-Jun-2023	1.72%
8.40% GOI Mat 28-Jul-2024	1.26%
Others	1.43%
Total	27.32%

Deposits, Money Mkt Securities and Net Current Assets.	5.59%
---	--------------

Grand Total	100.00%
--------------------	----------------

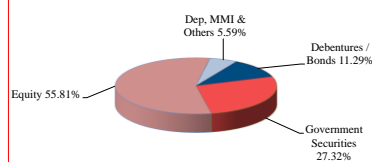
Debt Parameters	
Portfolio Yield (%)	7.81%
Avg Maturity (In Months)	200.28
Modified Duration (In Years)	7.96

*Please refer Annexure A for Approved File & Use Limits

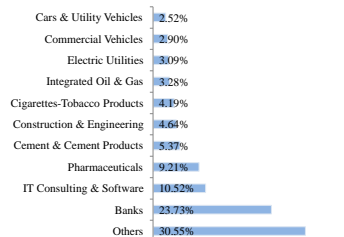
Assets Under Management (₹ In Lakhs)

41,817.10

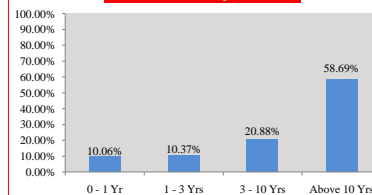
Asset Allocation



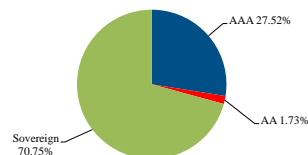
Allocation By Sector - Equity



Debt Maturity Profile



Debt Rating Profile



Equity Managed Fund - Pension as on 31st March 2015

Fund Objective : To achieve long term capital appreciation by investing pre-dominantly in equity and equity related securities and balancing it by shifting assets to the fixed income securities depending on the fund manager's views. The minimum allocation to equity will be 60%.

SPIN CODE : ULIF01316/01/06EquityMgFd101

Date of Inception : 16 Jun 2006

Fund V/s Benchmark Performance

Period	Returns (%)	Benchmark Returns (%)#
Inception (16-Jan-06)	13.30	11.54
5 Years	12.36	09.46
3 Years	18.72	15.81
2 Years	25.71	20.36
1 Years	38.60	25.57
3 Mths	03.41	02.84

80% BSE- 100.20% CRISIL Composite Bond Fund Index

PORTFOLIO

Equity	% to Fund
HDFC Bank Ltd	5.42%
Infosys Ltd.	5.02%
ICICI Bank Ltd	4.68%
Larsen & Toubro Limited	4.31%
ITC Ltd	4.11%
Reliance Industries Ltd	3.33%
Axis Bank Limited	2.93%
Tata Motors Limited	2.73%
State Bank of India	2.59%
Tata Consultancy Services Ltd	2.52%
Shree Cement Limited	1.93%
Maruti Suzuki India Ltd	1.76%
IndusInd Bank Ltd	1.75%
Oil & Natural Gas Corporation Ltd	1.57%
Bharat Petroleum Corporation Ltd	1.54%
Dr Reddys Laboratories Limited.	1.48%
Divis Laboratories Ltd	1.46%
Lupin Limited.	1.41%
Sun Pharmaceuticals Industries Ltd	1.40%
Eicher Motors Ltd.	1.29%
Cadila Healthcare Ltd.	1.20%
Cummins India Ltd.	1.12%
Wipro Ltd	1.09%
Adani Port & Special Economic Zone Ltd	1.06%
Kotak Mahindra Bank Limited	1.05%
Tech Mahindra Limited	1.05%
Bharti Airtel Ltd	1.01%
UltraTech Cement Ltd.	0.96%
Sesa Sterlite Ltd	0.96%
Power Grid Corporation of India Ltd	0.93%
LIC Housing Finance Limited	0.90%
Kotak Mahindra MF - Kotak Banking ETP - Dividend Payout Option	0.89%
Bharat Electronics Ltd	0.89%
Hindustan Zinc Ltd.	0.88%
Nestle India Limited	0.86%
Gillette India Ltd	0.86%
Godrej Industries Ltd	0.84%
Power Finance Corporation Ltd	0.81%
Hindustan Petroleum Corporation Ltd.	0.79%
Orient Cement Ltd.	0.79%
Siemens Ltd	0.74%
Capital First Ltd.	0.73%
Gujarat State Petronet Ltd	0.73%
JK Lakshmi Cement Ltd	0.70%
Yes Bank Ltd	0.70%
Infrastructure Development Finance Company Limited	0.68%
Supreme Industries Ltd	0.67%
Mahindra & Mahindra Ltd	0.67%
National Thermal Power Corporation Ltd.	0.66%
Ranbaxy Laboratories Ltd.	0.65%
ING Vysya Bank Ltd	0.65%
Sanofi India Ltd.	0.63%
Rural Electrification Corporation Ltd	0.61%
Motherson Sami Systems Ltd.	0.60%
Alstom T&D India Ltd	0.57%
Tata Chemicals Ltd	0.52%
HeidelbergCement India Limited	0.51%
Bank of Baroda	0.50%
Others	11.01%
Total	94.71%

Debtures / Bonds	% to Fund
Power Finance Corporation Ltd	0.60%
ICICI Securities Primary Dealership Ltd	0.58%
Housing Development Finance Corporation Ltd	0.35%
Tata Sons Ltd	0.32%
Godrej Consumer Products Ltd	0.31%
Others	0.84%
Total	3.00%

Government Securities	% to Fund
8.30% GOI Mat 31-Dec-2042	0.47%
9.20% GOI Mat 30-Sep-2030	0.44%
8.32% GOI Mat 02-Aug-2032	0.22%
8.28% GOI Mat 21-Sep-2027	0.22%
1.44 Inflation Index Bond Mat 05-Jun-2023	0.12%
Others	0.11%
Total	1.58%

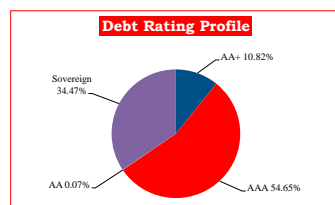
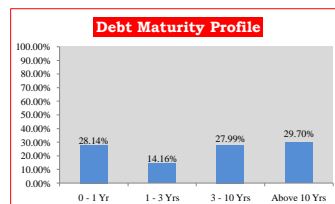
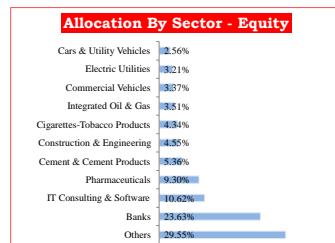
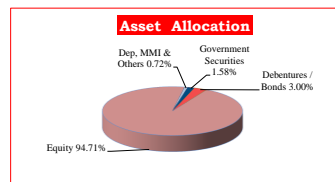
Deposits, Money Mkt Securities and Net Current Assets. 0.72%

Grand Total 100.00%

Debt Parameters	
Portfolio Yield (%)	8.14%
Avg Maturity (In Months)	100.92
Modified Duration (In Years)	4.67

*Please refer Annexure A for Approved File & Use Limits

Assets Under Management (₹ In Lakhs)
47,803.19



Growth Fund - Pension as on 31st March 2015

Fund Objective : To generate long term capital appreciation from a diversified portfolio of equity and equity related securities.

SFIN CODE : ULIF01202/01/04GrowthFund101

Date of Inception : 02 Jan 2004

Fund V/s Benchmark Performance

Period	Returns (%)	Benchmark Returns (%)#
Inception (02-Jan-04)	16.43	14.49
5 Years	11.16	09.79
3 Years	18.70	17.43
2 Years	26.68	23.11
1 Years	35.72	28.32
3 Mths	01.75	02.84

BSE-100

PORTFOLIO

Equity	% to Fund
Infosys Ltd.	6.79%
HDFC Bank Ltd	6.07%
Larsen & Toubro Limited	4.67%
ICICI Bank Ltd	4.52%
ITC Ltd	3.73%
Tata Motors Limited	3.33%
Reliance Industries Ltd	3.09%
Axis Bank Limited	2.93%
State Bank of India	2.85%
Maruti Suzuki India Ltd	2.72%
Tata Consultancy Services Ltd	2.63%
Sun Pharmaceuticals Industries Ltd	2.29%
Nestle India Limited	2.03%
Oil & Natural Gas Corporation Ltd	1.98%
Rural Electrification Corporation Ltd	1.88%
Shree Cement Limited	1.88%
UltraTech Cement Ltd.	1.66%
Bharat Petroleum Corporation Ltd	1.59%
Power Finance Corporation Ltd	1.48%
Dr Reddys Laboratories Limited.	1.43%
IndusInd Bank Ltd	1.42%
Divis Laboratories Ltd	1.38%
Kotak Mahindra Bank Limited	1.38%
Oracle Financial Services Software Ltd	1.30%
Bharti Airtel Ltd	1.29%
Cadila Healthcare Ltd.	1.28%
Yes Bank Ltd	1.19%
Godrej Industries Ltd	1.08%
Kotak Mahindra MF - Kotak Banking ETF - Dividend Payout Option	1.06%
Wipro Ltd	1.06%
Indraprastha Gas Ltd	1.05%
Mahindra & Mahindra Ltd	1.04%
Lupin Limited.	1.04%
JK Cement Ltd	1.02%
Siemens Ltd	0.99%
Hindustan Petroleum Corporation Ltd.	0.99%
UPL Limited	0.95%
LIC Housing Finance Limited	0.93%
Exide Industries Ltd	0.93%
Crompton Greaves Ltd.	0.91%
Sesa Sterlite Ltd	0.87%
JK Lakshmi Cement Ltd	0.81%
Tata Chemicals Ltd	0.80%
Adani Port & Special Economic Zone Ltd	0.72%
United Spirits Ltd.	0.63%
Coromandel International Ltd.	0.63%
Eicher Motors Ltd.	0.61%
Bank of Baroda	0.59%
Ranbaxy Laboratories Ltd.	0.58%
Alstom T&D India Ltd	0.56%
Tata Steel Ltd.	0.56%
Infrastructure Development Finance Company Limited	0.54%
Hero Motocorp Limited.	0.52%
Others	7.37%
Total	97.64%

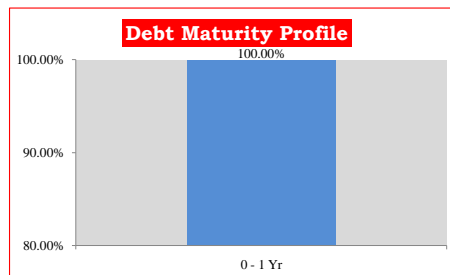
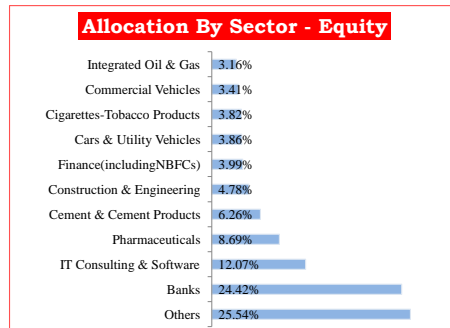

Deposits, Money Mkt Securities and Net Current Assets. 2.36%

Grand Total 100.00%

*Please refer Annexure A for Approved File & Use Limits

Assets Under Management (₹ In Lakhs)

191,521.88



Annexure A : Approved File & Use Limits

Fund	SFIN	Asset Class			
		Money Market Instruments	Public Deposits	Govt. Securities & Corp Bonds	Equity
Liquid Fund - Pension	ULIF00802/01/04LiquidFund101	100%		0%	0%
Stable Managed Fund - Pension	ULIF01420/06/07StableMgFd101	0-12 months	-	0 - 30%	0%
		12-18 months	-	50 - 100%	0%
		18-24 months	-	0 - 20%	0%
		More than 24 months	-	0%	0%
Secured Managed Fund - Pension	ULIF00902/01/04SecureMgtF101	0% to 5%	0% to 20%	75% to 100%	0%
Defensive Managed Fund - Pension	ULIF01002/01/04DefensiveF101	0% to 5%	0% to 15%	50% to 85%	15% to 30%
Balanced Managed Fund - Pension	ULIF01102/01/04BalancedMF101	0% to 5%	0% to 15%	20% to 70%	30% to 60%
Equity Managed Fund - Pension	ULIF01316/01/06EquityMgFd101	0% to 5%	0% to 10%	0% to 40%	60% to 100%
Growth Fund - Pension	ULIF01202/01/04GrowthFund101	0% to 5%	0%	0%	95% to 100%