

MONTHLY UPDATE

MARCH 2015



Highest NAV Guarantee Fund as on 31st March 2015

Fund Objective : To Generate Returns from Hybrid asset Allocation Portfolio over 10 year Term of Fund

SFIN CODE : ULIF04001/09/10HighestNAV101

Date of Inception : 01 Sep 2010

Fund V/s Benchmark Performance

Period	Returns (%)	Benchmark Returns (%)#
Inception (01-Sep-10)	06.04	N/A
5 Years	N/A	N/A
3 Years	10.70	N/A
2 Years	11.83	N/A
1 Years	17.88	N/A
3 Mths	01.84	N/A

#NA

PORTFOLIO

Equity	% to Fund
Infosys Ltd.	3.51%
HDFC Bank Ltd	3.42%
ICICI Bank Ltd	3.37%
ITC Ltd	2.99%
Larsen & Toubro Limited	2.35%
Reliance Industries Ltd	2.30%
Tata Consultancy Services Ltd	2.17%
Axis Bank Limited	1.63%
Tata Motors Limited	1.61%
State Bank of India	1.49%
Sun Pharmaceuticals Industries Ltd	1.27%
Bharti Airtel Ltd	1.06%
Hindustan Unilever Limited	1.00%
Kotak Mahindra Bank Limited	0.99%
Oil & Natural Gas Corporation Ltd	0.97%
Rural Electrification Corporation Ltd	0.93%
Mahindra & Mahindra Ltd	0.92%
Power Finance Corporation Ltd	0.90%
IndusInd Bank Ltd	0.87%
HCL Technologies Limited	0.83%
Maruti Suzuki India Ltd	0.82%
Lupin Limited.	0.77%
Dr Reddys Laboratories Limited.	0.74%
Wipro Ltd	0.66%
Coal India Limited.	0.64%
Tech Mahindra Limited	0.63%
Asian Paints (India) Ltd	0.61%
Cipla Limited	0.60%
Hero Motocorp Limited.	0.58%
Power Grid Corporation of India Ltd	0.52%
National Thermal Power Corporation Ltd.	0.51%
Others	6.33%
Total	47.99%

Debentures / Bonds	% to Fund
Power Finance Corporation Ltd	3.80%
Power Grid Corporation of India Ltd	3.31%
Reliance Ports and Terminals Ltd	2.31%
LIC Housing Finance Ltd	2.25%
Housing Development Finance Corporation Ltd	2.07%
Indian Railway Finance Corporation Ltd	1.96%
Rural Electrification Corporation Ltd	1.78%
Export and Import Bank of India	1.24%
Tata Sons Ltd	1.07%
Reliance Industries Ltd	1.06%
Others	1.89%
Total	22.73%

Government Securities	% to Fund
8.12% GOI Mat 10-Dec-2020	16.94%
7.80% GOI Mat 11-Apr-2021	8.90%
7.94% CG Mat 24-May-2021	0.98%
8.79% GOI Mat 08-Nov-2021	0.51%
Total	27.32%

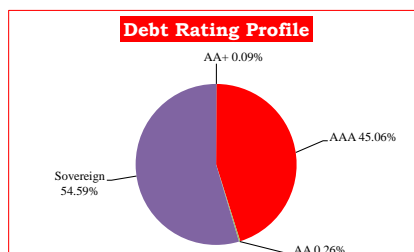
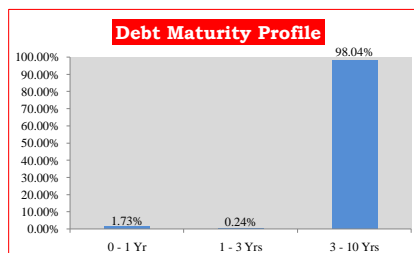
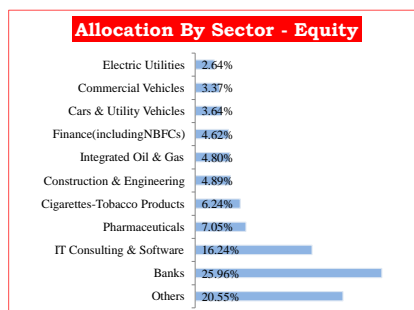
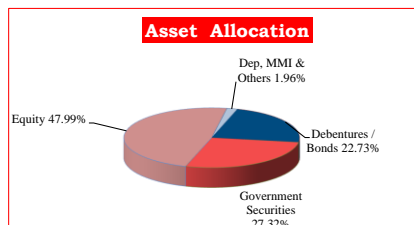
Deposits, Money Mkt Securities and Net Current Assets. 1.96%

Grand Total 100.00%

Debt Parameters	
Portfolio Yield (%)	8.04%
Avg Maturity (In Months)	69.24
Modified Duration (In Years)	4.30

*Please refer Annexure A for Approved File & Use Limits

Assets Under Management (₹ In Lakhs)
824,532.97



Capital Guarantee Fund as on 31st March 2015

Fund Objective : To Generate Returns from Hybrid asset Allocation Portfolio with a guarantee that the corpus at the end of the investment horizon is at least equal to initial Capital.

SFIN CODE : ULIF04126/10/10/CapitGuaFd101

Date of Inception : 26 Oct 2010

Fund V/s Benchmark Performance

Period	Returns (%)	Benchmark Returns (%)#
Inception (26-Oct-10)	10.11	N/A
5 Years	N/A	N/A
3 Years	16.62	N/A
2 Years	22.03	N/A
1 Years	25.69	N/A
3 Mths	01.03	N/A

N/A

PORTFOLIO

Equity	% to Fund
ITC Ltd	7.26%
Infosys Ltd.	6.95%
ICICI Bank Ltd	6.42%
HDFC Bank Ltd	5.68%
Reliance Industries Ltd	5.01%
Tata Consultancy Services Ltd	4.55%
Larsen & Toubro Limited	4.46%
Tata Motors Limited	3.22%
State Bank of India	2.80%
Sun Pharmaceuticals Industries Ltd	2.56%
Axis Bank Limited	2.46%
Bharti Airtel Ltd	2.34%
Oil & Natural Gas Corporation Ltd	2.18%
IndusInd Bank Ltd	2.11%
Mahindra & Mahindra Ltd	1.98%
Hindustan Unilever Limited	1.95%
Rural Electrification Corporation Ltd	1.83%
Power Finance Corporation Ltd	1.76%
Kotak Mahindra Bank Limited	1.71%
Maruti Suzuki India Ltd	1.70%
HCL Technologies Limited	1.53%
Dr Reddys Laboratories Limited.	1.53%
Kotak Mahindra MF - Kotak Banking ETF - Dividend Payout Option	1.43%
Lupin Limited.	1.42%
Hero Motocorp Limited.	1.38%
Wipro Ltd	1.29%
Tech Mahindra Limited	1.28%
Asian Paints (India) Ltd	1.28%
Bajaj Auto Ltd.	1.21%
Cipla Limited	1.18%
Power Grid Corporation of India Ltd	1.06%
National Thermal Power Corporation Ltd.	1.01%
Tata Steel Ltd.	0.90%
UltraTech Cement Ltd.	0.89%
Bharat Petroleum Corporation Ltd	0.87%
Coal India Limited.	0.87%
Bank of Baroda	0.82%
Bharat Heavy Electricals Ltd	0.77%
Sesa Sterlite Ltd	0.77%
Zee Entertainment Enterprises Ltd	0.76%
Grasim Industries Ltd	0.74%
Gas Authority of India Ltd.	0.72%
Punjab National Bank.	0.66%
Infrastructure Development Finance Company Limited	0.65%
Hindalco Industries Ltd	0.62%
Ambuja Cements Ltd.	0.58%
Others	2.24%
Total	97.40%

Debentures / Bonds	% to Fund
National Thermal Power Corporation Ltd	0.09%
Total	0.09%


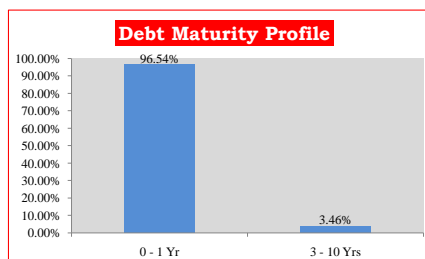
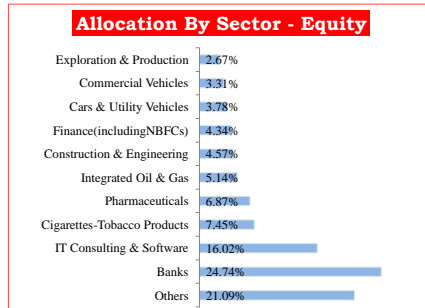

Deposits, Money Mkt Securities and Net Current Assets. 2.52%

Grand Total 100.00%

Debt Parameters	
Portfolio Yield (%)	8.25%
Avg Maturity (In Months)	119.76
Modified Duration (In Years)	6.22

*Please refer Annexure A for Approved File & Use Limits

Assets Under Management (₹ In Lakhs)
1,889.37



Short Term Fund as on 31st March 2015

Fund Objective : To invest in Government securities, high grade corporate bonds and money market instruments with a maximum outstanding maturity limit of 3 years

SFIN CODE : ULIF03801/09/10ShortTrmFd101

Date of Inception : 01 Sep 2010

Fund V/s Benchmark Performance

Period	Returns (%)	Benchmark Returns (%)#
Inception (01-Sep-10)	08.09	08.67
5 Years	N/A	N/A
3 Years	08.36	09.40
2 Years	08.24	09.55
1 Years	09.27	10.33
3 Mths	01.92	02.38

CRISIL Short Term Bond Fund Index

PORTFOLIO

Debentures / Bonds	% to Fund
Power Finance Corporation Ltd	9.61%
Tata Sons Ltd	9.42%
Rural Electrification Corporation Ltd	8.06%
Mahindra and Mahindra Financial Services Ltd	7.81%
National Bank for Agriculture & Rural Development	7.42%
Infrastructure Development Finance Ltd	7.28%
Godrej Consumer Products Ltd	6.96%
Mahindra Vehicle Manufactures Ltd	6.10%
LIC Housing Finance Ltd	5.98%
Shree Cement Ltd	5.48%
Indian Railway Finance Corporation Ltd	5.11%
Power Grid Corporation of India Ltd	3.99%
Indiabulls Housing Finance Ltd	3.74%
Housing Development Finance Corporation Ltd	3.71%
ICICI Securities Primary Dealership Ltd	1.25%
HDB Financial Services Ltd	1.03%
Others	1.11%
Total	94.07%

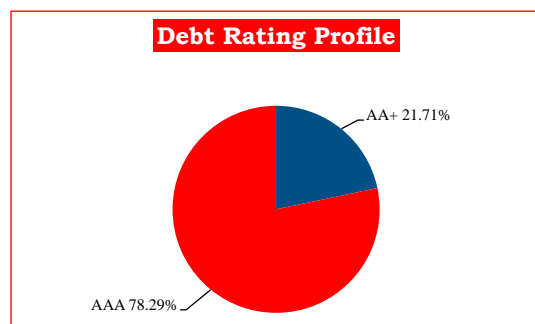
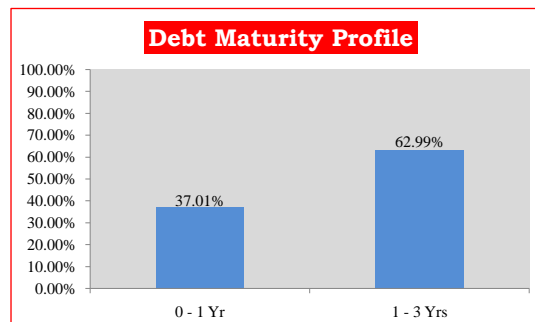

Deposits, Money Mkt Securities and Net Current Assets. 5.93%

Grand Total 100.00%

Debt Parameters	
Portfolio Yield (%)	8.34%
Avg Maturity (In Months)	15.48
Modified Duration (In Years)	1.12

*Please refer Annexure A for Approved File & Use Limits

Assets Under Management (₹ In Lakhs)
13,672.32



Balanced Fund as on 31st March 2015

Fund Objective : To invest in Debt and Equity securities so as to combine the stability of Debt instruments with the long term capital appreciation potential of Equities.

SFIN CODE :	ULIF03901/09/10BalancedFd101	
Date of Inception :	01 Sep 2010	
Fund V/s Benchmark Performance		
Period	Returns (%)	Benchmark Returns (%)#
Inception (01-Sep-10)	10.25	09.12
5 Years	N/A	N/A
3 Years	15.74	14.18
2 Years	20.20	17.60
1 Years	31.82	22.83
3 Mths	03.03	02.84

60% BSE-100 40% CRISIL Composite Bond Fund Index

PORTFOLIO

Equity	% to Fund
HDFC Bank Ltd	4.02%
Infosys Ltd.	3.87%
ICICI Bank Ltd	3.46%
Larsen & Toubro Limited	3.03%
ITC Ltd	2.93%
Reliance Industries Ltd	2.43%
Axis Bank Limited	2.28%
Tata Motors Limited	2.10%
State Bank of India	1.94%
Tata Consultancy Services Ltd	1.70%
IndusInd Bank Ltd	1.45%
Shree Cement Limited	1.36%
Maruti Suzuki India Ltd	1.29%
Bharat Petroleum Corporation Ltd	1.08%
Dr Reddys Laboratories Limited.	1.06%
Divis Laboratories Ltd	1.05%
Eicher Motors Ltd.	1.05%
Sun Pharmaceuticals Industries Ltd	1.03%
Lupin Limited.	1.03%
Oil & Natural Gas Corporation Ltd	1.01%
Kotak Mahindra Bank Limited	0.96%
Cummins India Ltd.	0.77%
Bharat Electronics Ltd	0.75%
Wipro Ltd	0.75%
Adani Port & Special Economic Zone Ltd	0.75%
Cadila Healthcare Ltd.	0.73%
Sesa Sterile Ltd	0.71%
Siemens Ltd	0.69%
Bharti Airtel Ltd	0.67%
Power Grid Corporation of India Ltd	0.67%
UltraTech Cement Ltd.	0.67%
Tech Mahindra Limited	0.67%
Infrastructure Development Finance Company Limited	0.66%
Gillette India Ltd	0.66%
Nestle India Limited	0.64%
LIC Housing Finance Limited	0.63%
Yes Bank Ltd	0.63%
Godrej Industries Ltd	0.61%
Hindustan Zinc Ltd.	0.58%
Hindustan Petroleum Corporation Ltd.	0.58%
ING Vysya Bank Ltd	0.55%
Power Finance Corporation Ltd	0.54%
Orient Cement Ltd.	0.53%
Gujarat State Petronet Ltd	0.51%
Others	13.26%
Total	68.33%

Debentures / Bonds	% to Fund
Housing Development Finance Corporation Ltd	2.37%
Rural Electrification Corporation Ltd	1.67%
Power Finance Corporation Ltd	1.21%
Tata Sons Ltd	0.82%
LIC Housing Finance Ltd	0.77%
Others	3.76%
Total	10.60%

Government Securities	% to Fund
8.17% GOI Mat 01-Dec-2044	3.42%
8.30% GOI Mat 31-Dec-2042	3.14%
9.20% GOI Mat 30-Sep-2030	2.86%
8.32% GOI Mat 02-Aug-2032	2.17%
8.60% GOI Mat 02-Jun-2028	1.12%
Others	2.78%
Total	15.50%

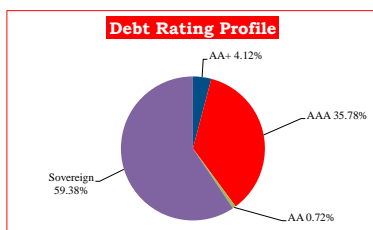
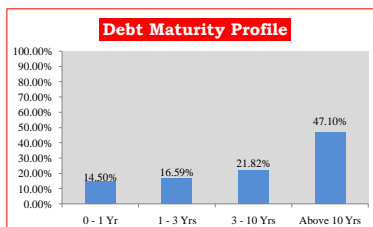
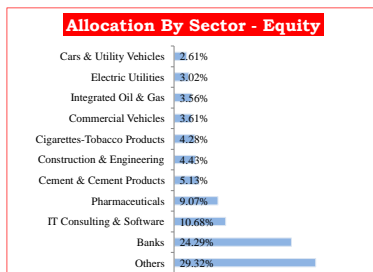

Deposits, Money Mkt Securities and Net Current Assets.	5.57%
---	--------------

Grand Total	100.00%
--------------------	----------------

Debt Parameters	
Portfolio Yield (%)	7.94%
Avg Maturity (In Months)	148.56
Modified Duration (In Years)	6.03

*Please refer Annexure A for Approved File & Use Limits

Assets Under Management (₹ In Lakhs)	215,149.02
--	------------



Annexure A : Approved File & Use Limits

Fund	SFIN	Asset Class		
		Money Market Instruments & Public Deposits	Govt. Securities & Corp Bonds	Equity
Highest NAV Guarantee Fund	ULIF04001/09/10HighestNAV101	0% to 100%		0% to 100%
Capital Guarantee Fund	ULIF04126/10/10CaptlGuaFd101	0% to 100%		0% to 100%
Short Term Fund	ULIF03801/09/10ShortTrmFd101	0% to 100% (upto 36 Months)		-
Balanced Fund	ULIF03901/09/10BalancedFd101	0% to 20%	0% to 60%	40% to 80%