

MONTHLY UPDATE

MAY 2021



Sar utha ke jiyō!

INDEX



Individual Fund Fact Sheet

Fund Name	SFIN	Page No
Balanced Managed Fund - Life	ULIF00402/01/04BalancedMF101	3
Balanced Managed Fund - Pension	ULIF01102/01/04BalancedMF101	4
Defensive Managed Fund - Life	ULIF00302/01/04DefensiveF101	5
Defensive Managed Fund - Pension	ULIF01002/01/04DefensiveF101	6
Growth Fund - Life	ULIF00502/01/04GrowthFund101	7
Growth Fund - Pension	ULIF01202/01/04GrowthFund101	8
Liquid Fund - Life	ULIF00102/01/04LiquidFund101	9
Liquid Fund - Pension	ULIF00802/01/04LiquidFund101	10
Secured Managed Fund - Life	ULIF00202/01/04SecureMgtF101	11
Secured Managed Fund - Pension	ULIF00902/01/04SecureMgtF101	12
Equity Managed Fund - Life	ULIF00616/01/06EquityMgFd101	13
Equity Managed Fund - Pension	ULIF01316/01/06EquityMgFd101	14
Stable Managed Fund - Life	ULIF00720/06/07StableMgFd101	15
Stable Managed Fund - Pension	ULIF01420/06/07StableMgFd101	16
Balanced Managed Fund - Life - II	ULIF01920/02/08BalncdMFII101	17
Defensive Managed Fund - Life - II	ULIF01820/02/08DefnsvFdII101	18
Equity Managed Fund - Life - II	ULIF02020/02/08EquityMFII101	19
Growth Fund - Life - II	ULIF02120/02/08GrwthFndII101	20
Liquid Fund - Life - II	ULIF01520/02/08LiquidFdII101	21
Secured Managed Fund - Life - II	ULIF01720/02/08SecureMFII101	22
Stable Managed Fund - Life - II	ULIF01620/02/08StableMFII101	23
Bond Opportunities Fund	ULIF03004/08/08BondOprrtFd101	24
Large Cap Fund	ULIF03204/08/08Large-CapF101	25
Manager's Fund	ULIF03304/08/08ManagerFnd101	26
Mid Cap Fund	ULIF03104/08/08Mid-capFnd101	27
Money Plus Fund	ULIF02904/08/08MoneyPlusF101	28
Balanced Managed Fund - Pension - II	ULIF02608/10/08BalncdMFII101	29
Defensive Managed Fund - Pension - II	ULIF02508/10/08DefnsvFdII101	30
Equity Managed Fund - Pension - II	ULIF02708/10/08EquityMFII101	31
Growth Fund - Pension - II	ULIF02808/10/08GrwthFndII101	32
Liquid Fund - Pension - II	ULIF02208/10/08LiquidFdII101	33
Secured Managed Fund - Pension - II	ULIF02408/10/08SecureMFII101	34
Stable Managed Fund -Pension - II	ULIF02308/10/08StableMFII101	35
BlueChip Fund	ULIF03501/01/10BlueChipFd101	36
Income Fund	ULIF03401/01/10IncomeFund101	37
Opportunities Fund	ULIF03601/01/10OprrtntyFd101	38
Vantage Fund	ULIF03701/01/10VantageFnd101	39
Balanced Fund	ULIF03901/09/10BalancedFd101	40
Highest Nav Guarentee Fund	ULIF04001/09/10HighestNAV101	41
Short Term Fund	ULIF03801/09/10ShortTrmFd101	42
Capital Guarantee Fund	ULIF04126/10/10CaptlGuaFd101	43
Pension Guarantee Maximus Fund	ULIF04224/01/11PenGuaFnd1101	44
Pension Super Plus Fund - 2012	ULIF04818/06/12PenSuPls12101	45
Equity Plus Fund	ULIF05301/08/13EquityPlus101	46
Diversified Equity Fund	ULIF05501/08/13DivrEqtyFd101	47
Bond Fund	ULIF05601/08/13Bond Funds101	48
Conservative Fund	ULIF05801/08/13ConsertvFd101	49
Pension Income Fund	ULIF06101/04/14PenIncFund101	50
Pension Equity Plus Fund	ULIF06001/04/14PenEqPlsFd101	51
Capital Growth Fund	ULIF06301/04/15CapGrwthFd101	52
Capital Secure Fund	ULIF06401/04/15CapSecFund101	53
Policy Discontinued Fund - Life	ULIF05110/03/11DiscontdPF101	54
Policy Discontinued Fund - Pension	ULIF05201/10/13DiscontdPF101	55
Discovery Fund	ULIF06618/01/18DiscvryFnd101	56
Equity Advantage Fund	ULIF06723/03/18EqtyAdvtdFd101	57
Bond Plus Fund	ULIF06814/06/19BondPlusFd101	58
Secure Advantage Fund	ULIF06914/06/19SecAdvFund101	59

Balanced Managed Fund - Life as on May 31, 2021

Fund Objective : To generate long term capital appreciation along with current income from a combined portfolio of equity and debt market instruments. The equity exposure will be between 30%-60%.

SFIN Code	: ULIF00402/01/04BalancedMF101
Inception Date	: 02 Jan 2004
NAV	: 148.3985

Fund V/s Benchmark Performance		
Period	Returns (%)	Benchmark Returns (%)#
Inception	11.89%	9.71%
10 Years	10.68%	9.74%
7 Years	11.25%	10.25%
5 Years	11.43%	10.96%
3 Years	11.12%	11.20%
2 Years	12.42%	11.85%
1 Year	29.27%	31.85%
6 Months	9.39%	10.27%
1 Month	3.43%	3.32%

45% BSE -100 55% CRISIL Composite Bond Fund Index
Note: Returns over 1 year have been annualized.

Portfolio

Equity	% to Fund
HDFC Bank Limited	3.82%
Infosys Limited	3.55%
Reliance Industries Limited	3.35%
ICICI Bank Limited	2.82%
Kotak Mahindra MF - Kotak Banking ETF - Dividend Payout Option	2.32%
Hindustan Unilever Limited	1.61%
Tata Consultancy Services Limited	1.61%
Nippon India ETF Bank Bees	1.44%
Larsen & Toubro Limited	1.29%
Bharti Airtel Ltd	1.20%
Kotak Mahindra Bank Limited	1.15%
Axis Bank Limited	1.11%
ICICI Prudential Private Banks ETF	0.97%
ITC Limited	0.92%
Asian Paints (India) Ltd	0.87%
Maruti Suzuki India Ltd	0.78%
Mahindra & Mahindra Ltd.	0.78%
Bajaj Finance Ltd	0.77%
Dr Reddys Laboratories Limited	0.70%
UltraTech Cement Limited	0.69%
ICICI Prudential IT ETF	0.61%
Tata Steel Limited	0.56%
Lupin Limited	0.51%
Nestle India Limited	0.51%
Others	12.34%
Total	46.28%

Debentures / Bonds	% to Fund
HDB Financial Services Ltd	3.10%
Power Grid Corporation of India Ltd	2.90%
Indian Railway Finance Corporation Ltd	2.59%
Housing Development Finance Corporation Ltd	2.39%
State Bank of India	2.12%
Sundaram Finance Ltd	1.77%
LIC Housing Finance Ltd	1.66%
REC Limited	1.33%
Reliance Industries Ltd	1.31%
Mahindra and Mahindra Financial Services Ltd	1.23%
Others	5.92%
Total	26.31%

Government Securities	% to Fund
6.64% GOI Mat 16-Jun-2035	4.88%
7.17% GOI Mat 08-Jan-2028	3.99%
7.27% GOI Mat 08-Apr-2026	2.90%
7.20% Maharashtra SDL Mat 09-Aug-2027	1.88%
6.45% GOI Mat 07-Oct-2029	1.79%
5.85% GOI Mat 01-Dec-2030	1.36%
7.38% Karnataka SDL Mat 27-Sep-2027	0.79%
6.97% GOI Mat 06-Sep-2026	0.50%
8.00% Oil Bond Mat 23-Mar-2026	0.45%
8.16% Gujarat SDL Mat 30-Jan-2029	0.44%
Others	3.32%
Total	22.30%

Deposits, Money Mkt Securities and Net Current Assets.	5.11%
--	-------

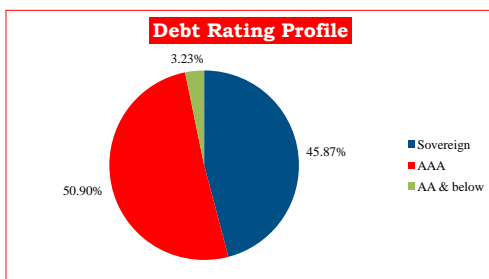
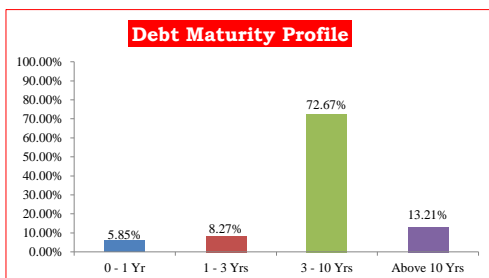
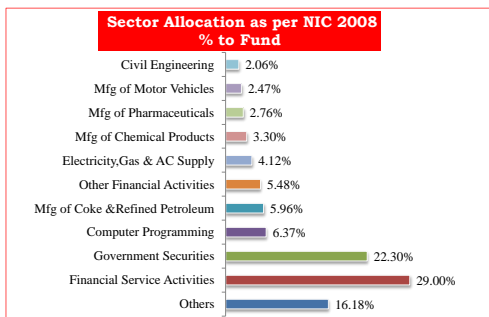
Grand Total	100.00%
--------------------	----------------

Debt Parameters	
Portfolio Yield (%)	5.95%
Avg Maturity (In Months)	75.82
Modified Duration (In Years)	4.68

AUM (₹ in Lakhs)			
Equity	Debt	MMI & Others	Total
18,487.20	19,419.67	2,043.16	39,950.03

Fund Manager	No. Of Funds Managed		
	Equity Fund	Debt Fund	Balanced Fund
Mr Kailash Lalwani	-	13	25
Mr Shailesh Dhamankar	3	-	10

Asset Category	F&U Mandate	% of Actual
Money Market Insts	0% to 5%	2.14%
Public Deposits	0% to 15%	0.00%
Govt. Securities	20% to 70%	48.61%
Corporate Bonds		
Equity	30% to 60%	46.28%
Net Current Assets	-	2.98%



Balanced Managed Fund - Pension as on May 31, 2021

Fund Objective : To generate long term capital appreciation along with current income from a combined portfolio of equity and debt market instruments. The equity exposure will be between 30%-60%.

SFIN Code	: ULIF01102/01/04BalancedMF101
Inception Date	: 02 Jan 2004
NAV	: 145.4738

Fund V/s Benchmark Performance		
Period	Returns (%)	Benchmark Returns (%)#
Inception	11.76%	9.71%
10 Years	10.90%	9.74%
7 Years	11.56%	10.25%
5 Years	11.52%	10.96%
3 Years	10.30%	11.20%
2 Years	11.77%	11.85%
1 Year	30.06%	31.85%
6 Months	9.24%	10.27%
1 Month	3.31%	3.32%

45% BSE -100 55% CRISIL Composite Bond Fund Index
Note: Returns over 1 year have been annualized.

Portfolio

Equity	% to Fund
HDFC Bank Limited	5.19%
Reliance Industries Limited	4.77%
ICICI Bank Limited	4.36%
Infosys Limited	4.11%
Tata Consultancy Services Limited	2.27%
Bajaj Finance Ltd	1.87%
Kotak Mahindra Bank Limited	1.87%
Larsen & Toubro Limited	1.60%
Hindustan Unilever Limited	1.58%
Axis Bank Limited	1.44%
Bharti Airtel Ltd	1.24%
Asian Paints (India) Ltd	1.16%
Tata Steel Limited	1.11%
ITC Limited	0.93%
Mahindra & Mahindra Ltd.	0.92%
UltraTech Cement Limited	0.89%
Dr Reddys Laboratories Limited	0.86%
Maruti Suzuki India Ltd	0.84%
Cipla Limited	0.75%
State Bank of India	0.73%
Bharat Petroleum Corporation Ltd	0.71%
Titan Company Limited	0.65%
Eicher Motors Limited	0.57%
Supreme Industries Ltd	0.53%
Grasim Industries Limited	0.50%
Others	5.69%
Total	47.18%

Debentures / Bonds	% to Fund
Power Grid Corporation of India Ltd	4.25%
Housing Development Finance Corporation Ltd	3.64%
IDFC First Bank Limited	3.19%
HDB Financial Services Ltd	3.02%
LIC Housing Finance Ltd	2.03%
State Bank of India	1.51%
Larsen & Toubro Ltd	1.28%
Indian Railway Finance Corporation Ltd	1.23%
REC Limited	0.96%
National Bank For Agriculture & Rural Development	0.95%
Others	3.42%
Total	25.48%

Government Securities	% to Fund
6.64% GOI Mat 16-Jun-2035	4.72%
7.17% GOI Mat 08-Jan-2028	3.48%
7.27% GOI Mat 08-Apr-2026	2.91%
7.20% Maharashtra SDL Mat 09-Aug-2027	1.79%
6.45% GOI Mat 07-Oct-2029	1.56%
5.85% GOI Mat 01-Dec-2030	1.40%
6.57% Maharashtra SDL Mat 03-Jun-2031	0.92%
7.38% Karnataka SDL Mat 27-Sep-2027	0.78%
8.00% Oil Bond Mat 23-Mar-2026	0.78%
6.97% GOI Mat 06-Sep-2026	0.54%
Others	3.51%
Total	22.39%

Deposits, Money Mkt Securities and Net Current Assets. 4.95%

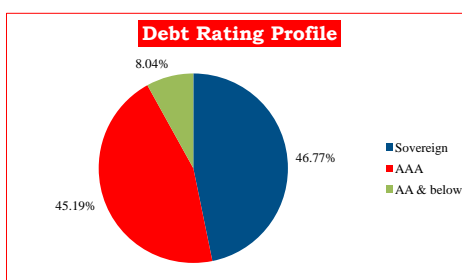
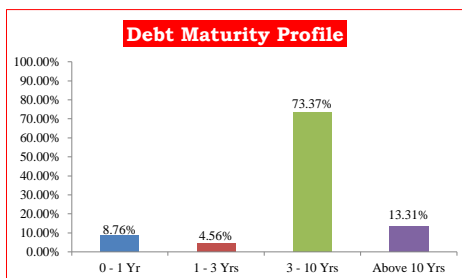
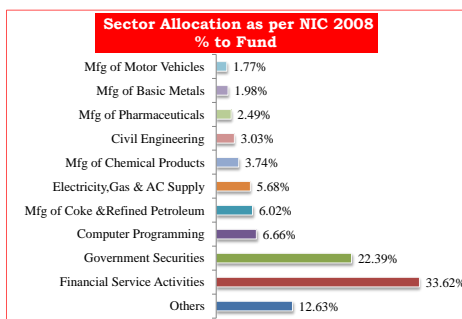
Grand Total 100.00%

Debt Parameters	
Portfolio Yield (%)	5.90%
Avg Maturity (In Months)	73.80
Modified Duration (In Years)	4.58

AUM (in Lakhs)			
Equity	Debt	MMI & Others	Total
12,083.91	12,259.27	1,266.65	25,609.83

Fund Manager	No. Of Funds Managed		
	Equity Fund	Debt Fund	Balanced Fund
Mr Kailash Lalwani	-	13	25
Mr Nishit Dholakia	3	-	13

Asset Category	F&U Mandate	% of Actual
Money Market Insts	0% to 5%	3.58%
Public Deposits	0% to 15%	0.00%
Govt. Securities	20% to 70%	47.87%
Corporate Bonds	30% to 60%	47.18%
Equity	-	1.36%
Net Current Assets	-	-



Defensive Managed Fund - Life as on May 31, 2021

Fund Objective : To enhance long term returns for a portfolio predominantly invested in fixed income securities by taking a moderate to medium exposure to equity and equity related securities. The equity exposure will be between 15%-30%.

SFIN Code	: ULIF00302/01/04DefensiveF101
Inception Date	: 02 Jan 2004
NAV	: 106.269

Fund V/s Benchmark Performance		
Period	Returns (%)	Benchmark Returns (%)#
Inception	9.87%	8.36%
10 Years	9.97%	9.27%
7 Years	10.18%	9.70%
5 Years	10.32%	9.78%
3 Years	10.46%	10.58%
2 Years	10.71%	10.71%
1 Year	16.43%	19.04%
6 Months	5.08%	5.78%
1 Month	2.00%	1.96%

22.5% BSE-100 77.5% CRISIL Composite Bond Fund Index
Note: Returns over 1 year have been annualized.

Portfolio	
Equity	% to Fund
HDFC Bank Limited	2.64%
Reliance Industries Limited	2.43%
ICICI Bank Limited	2.17%
Infosys Limited	2.05%
Tata Consultancy Services Limited	1.17%
Bajaj Finance Ltd	1.06%
Kotak Mahindra Bank Limited	0.96%
Hindustan Unilever Limited	0.86%
Larsen & Toubro Limited	0.80%
Axis Bank Limited	0.71%
Bharti Airtel Ltd	0.61%
Tata Steel Limited	0.57%
ITC Limited	0.57%
Asian Paints (India) Ltd	0.54%
Others	6.46%
Total	23.59%

Debentures / Bonds	% to Fund
Housing Development Finance Corporation Ltd	5.75%
Power Grid Corporation of India Ltd	5.72%
IDFC First Bank Limited	4.08%
State Bank of India	3.25%
National Thermal Power Corporation Ltd	3.10%
IOT Utkal Energy Services Limited	2.28%
Indian Railway Finance Corporation Ltd	2.18%
National Bank For Agriculture & Rural Development	1.90%
National Highway Authority Of India	1.87%
Sundaram Finance Ltd	1.85%
Others	8.15%
Total	40.13%

Government Securities	% to Fund
6.64% GOI Mat 16-Jun-2035	6.01%
7.17% GOI Mat 08-Jan-2028	5.46%
7.27% GOI Mat 08-Apr-2026	4.00%
6.45% GOI Mat 07-Oct-2029	2.48%
5.85% GOI Mat 01-Dec-2030	1.95%
7.84% Maharashtra SDL Mat 13-Jul-2026	1.68%
7.20% Maharashtra SDL Mat 09-Aug-2027	1.54%
7.80% Karnataka SDL Mat 08-Apr-2030	1.12%
7.38% Karnataka SDL Mat 27-Sep-2027	1.09%
7.15% Karnataka SDL Mat 09 Oct 2028	0.97%
Others	5.75%
Total	32.06%

Deposits, Money Mkt Securities and Net Current Assets.	4.22%
---	--------------

Grand Total	100.00%
--------------------	----------------

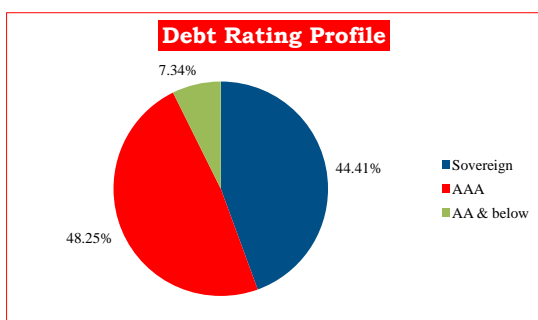
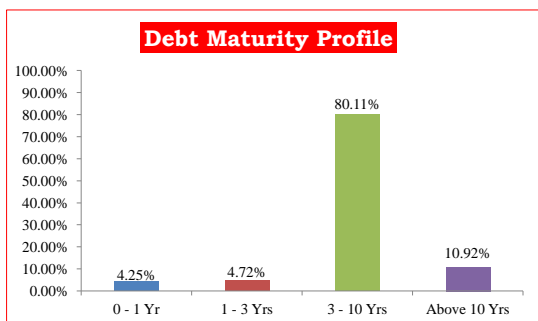
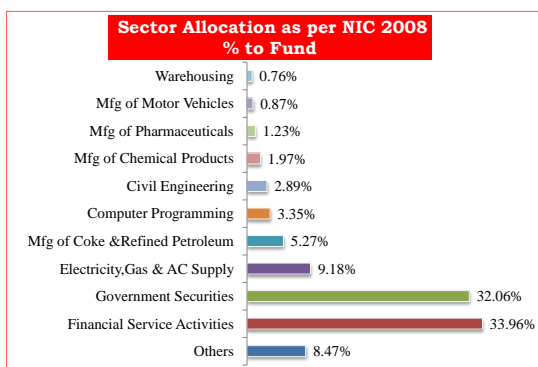
Debt Parameters	
Portfolio Yield (%)	5.98%
Avg Maturity (In Months)	75.95
Modified Duration (In Years)	4.71

AUM (in Lakhs)

Equity	Debt	MMI & Others	Total
2,255.50	6,903.72	403.30	9,562.52

Fund Manager	No. Of Funds Managed		
	Equity Fund	Debt Fund	Balanced Fund
Mr Kailash Lalwani	-	13	25
Mr Nishit Dholakia	3	-	13

Asset Category	F&U Mandate	% of Actual
Money Market Insts	0% to 5%	2.74%
Public Deposits	0% to 15%	0.00%
Govt. Securities	50% to 85%	72.20%
Corporate Bonds	15% to 30%	23.59%
Equity	-	1.48%
Net Current Assets	-	-



Defensive Managed Fund - Pension as on May 31, 2021

Fund Objective : To enhance long term returns for a portfolio predominantly invested in fixed income securities by taking a moderate to medium exposure to equity and equity related securities. The equity exposure will be between 15%-30%.

SFIN Code	: ULIF01002/01/04DefensiveF101
Inception Date	: 02 Jan 2004
NAV	: 96.2578

Fund V/s Benchmark Performance		
Period	Returns (%)	Benchmark Returns (%)#
Inception	9.25%	8.36%
10 Years	10.01%	9.27%
7 Years	10.18%	9.70%
5 Years	10.24%	9.78%
3 Years	10.39%	10.58%
2 Years	10.83%	10.71%
1 Year	16.96%	19.04%
6 Months	5.19%	5.78%
1 Month	2.10%	1.96%

22.5% BSE-100 77.5% CRISIL Composite Bond Fund Index
Note: Returns over 1 year have been annualized.

Portfolio	
Equity	% to Fund
HDFC Bank Limited	2.64%
Reliance Industries Limited	2.47%
ICICI Bank Limited	2.22%
Infosys Limited	2.07%
Tata Consultancy Services Limited	1.15%
Bajaj Finance Ltd	1.00%
Kotak Mahindra Bank Limited	0.97%
Hindustan Unilever Limited	0.88%
Larsen & Toubro Limited	0.81%
Axis Bank Limited	0.73%
Bharti Airtel Ltd	0.63%
ITC Limited	0.58%
Tata Steel Limited	0.55%
Asian Paints (India) Ltd	0.54%
Others	6.82%
Total	24.06%

Debentures / Bonds	% to Fund
Housing Development Finance Corporation Ltd	3.55%
National Highway Authority Of India	3.30%
Indian Railway Finance Corporation Ltd	3.02%
Power Grid Corporation of India Ltd	2.82%
IOT Utkal Energy Services Limited	2.81%
State Bank of India	2.73%
Sundaram Finance Ltd	2.70%
Bajaj Finance Ltd	2.52%
AXIS Bank Limited	2.47%
IDFC First Bank Limited	2.40%
Others	11.33%
Total	39.65%

Government Securities	% to Fund
7.17% GOI Mat 08-Jan-2028	6.71%
6.64% GOI Mat 16-Jun-2035	6.17%
6.45% GOI Mat 07-Oct-2029	4.08%
7.27% GOI Mat 08-Apr-2026	3.97%
7.20% Maharashtra SDL Mat 09-Aug-2027	2.71%
5.85% GOI Mat 01-Dec-2030	1.90%
7.38% Karnataka SDL Mat 27-Sep-2027	1.11%
6.97% GOI Mat 06-Sep-2026	0.76%
7.84% Maharashtra SDL Mat 13-Jul-2026	0.71%
8.16% Gujarat SDL Mat 30-Jan-2029	0.65%
Others	3.77%
Total	32.54%

Deposits, Money Mkt Securities and Net Current Assets.	3.75%
---	--------------

Grand Total	100.00%
--------------------	----------------

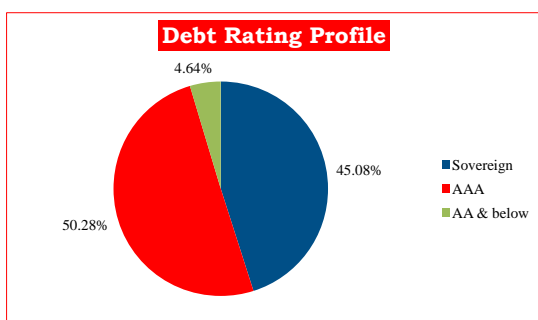
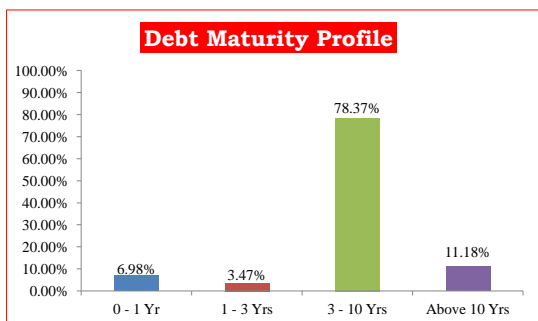
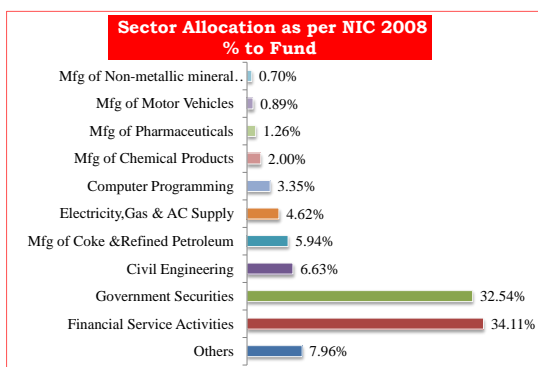
Debt Parameters	
Portfolio Yield (%)	5.96%
Avg Maturity (In Months)	75.38
Modified Duration (In Years)	4.73

AUM (in Lakhs)

Equity	Debt	MMI & Others	Total
1,085.05	3,255.19	169.19	4,509.42

Fund Manager	No. Of Funds Managed		
	Equity Fund	Debt Fund	Balanced Fund
Mr Kailash Lalwani	-	13	25
Mr Nishit Dholakia	3	-	13

Asset Category	F&U Mandate	% of Actual
Money Market Insts	0% to 5%	2.18%
Public Deposits	0% to 15%	0.00%
Govt. Securities	50% to 85%	72.19%
Corporate Bonds	15% to 30%	24.06%
Equity	-	1.57%
Net Current Assets	-	-



Growth Fund - Life as on May 31, 2021

Fund Objective : To generate long term capital appreciation from a diversified portfolio of equity and equity related securities.

SFIN Code	: ULIF00502/01/04GrowthFund101
Inception Date	: 02 Jan 2004
NAV	: 257.3416

Fund V/s Benchmark Performance		
Period	Returns (%)	Benchmark Returns (%)#
Inception	15.11%	13.01%
10 Years	12.28%	10.87%
7 Years	13.36%	11.59%
5 Years	14.96%	13.84%
3 Years	13.76%	12.74%
2 Years	17.18%	14.62%
1 Year	63.54%	63.15%
6 Months	19.55%	21.24%
1 Month	6.35%	6.66%

BSE-100
Note: Returns over 1 year have been annualized.

Portfolio

Equity	% to Fund
ICICI Bank Limited	7.97%
Infosys Limited	7.87%
Reliance Industries Limited	6.88%
HDFC Bank Limited	6.22%
ICICI Prudential Private Banks ETF	4.72%
Axis Bank Limited	4.13%
Hindustan Unilever Limited	3.86%
Bharti Airtel Ltd	3.13%
Tata Consultancy Services Limited	3.12%
Larsen & Toubro Limited	3.08%
Dr Reddys Laboratories Limited	2.54%
Nippon India ETF Bank Bees	2.43%
Maruti Suzuki India Ltd	2.37%
Kotak Mahindra MF - Kotak Banking ETF - Dividend Payout Option	2.19%
Mahindra & Mahindra Ltd.	2.07%
UltraTech Cement Limited	2.00%
Bajaj Finance Ltd	1.95%
SBI-ETF Nifty Bank	1.94%
Tata Steel Limited	1.89%
Kotak Mahindra Bank Limited	1.87%
Asian Paints (India) Ltd	1.84%
HCL Technologies Limited	1.40%
National Thermal Power Corporation Ltd.	1.27%
Nestle India Limited	1.26%
Tech Mahindra Limited	1.15%
ITC Limited	1.12%
ICICI Prudential IT ETF	1.08%
Bharat Petroleum Corporation Ltd	1.01%
Lupin Limited	0.93%
Crompton Greaves Consumer Electricals Ltd	0.84%
Shree Cement Limited	0.65%
Godrej Consumer Products Limited	0.58%
SBI Life Insurance Company Limited	0.56%
Housing Devt Finance Corpn Limited	0.55%
ICICI Prudential Life Insurance Company Limited	0.53%
Bayer CropScience Ltd.	0.52%
Others	11.83%
Total	99.36%

Deposits, Money Mkt Securities and Net Current Assets.	0.64%
---	--------------

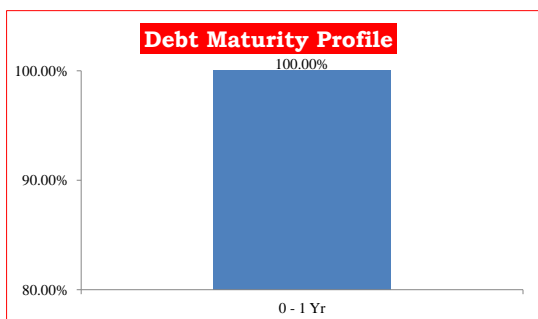
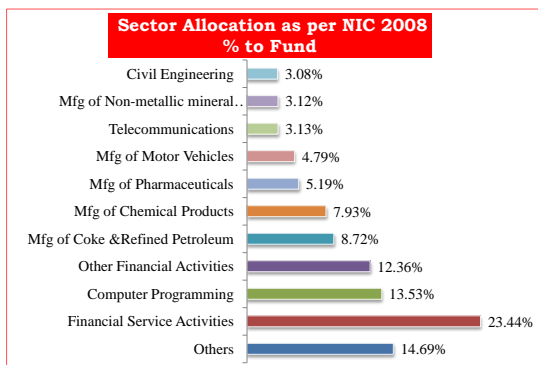
Grand Total	100.00%
--------------------	----------------

AUM (in Lakhs)

Equity	Debt	MMI & Others	Total
2,77,430.78	-	1,789.50	2,79,220.29

Fund Manager	No. Of Funds Managed		
	Equity Fund	Debt Fund	Balanced Fund
Mr Priyank Singhal	9	-	-

Asset Category	F&U Mandate	% of Actual
Money Market Insts	0% to 5%	0.38%
Public Deposits	0%	0.00%
Govt. Securities	0%	0.00%
Corporate Bonds	0%	0.00%
Equity	95% to 100%	99.36%
Net Current Assets	-	0.26%



Growth Fund - Pension as on May 31, 2021

Fund Objective : To generate long term capital appreciation from a diversified portfolio of equity and equity related securities.

SFIN Code	: ULIF01202/01/04GrowthFund101
Inception Date	: 02 Jan 2004
NAV	: 246.9001

Fund V/s Benchmark Performance		
Period	Returns (%)	Benchmark Returns (%)#
Inception	14.84%	13.01%
10 Years	12.28%	10.87%
7 Years	13.35%	11.59%
5 Years	14.93%	13.84%
3 Years	13.71%	12.74%
2 Years	17.18%	14.62%
1 Year	63.70%	63.15%
6 Months	19.54%	21.24%
1 Month	6.34%	6.66%

BSE-100
Note: Returns over 1 year have been annualized.

Portfolio

Equity	% to Fund
ICICI Bank Limited	8.06%
Infosys Limited	7.82%
Reliance Industries Limited	6.86%
HDFC Bank Limited	6.16%
ICICI Prudential Private Banks ETF	4.62%
Axis Bank Limited	4.15%
Hindustan Unilever Limited	3.89%
Bharti Airtel Ltd	3.13%
Tata Consultancy Services Limited	3.12%
Larsen & Toubro Limited	3.10%
Dr Reddys Laboratories Limited	2.55%
Nippon India ETF Bank Bees	2.46%
Maruti Suzuki India Ltd	2.37%
Kotak Mahindra MF - Kotak Banking ETF - Dividend Payout Option	2.22%
Mahindra & Mahindra Ltd.	2.07%
UltraTech Cement Limited	2.00%
Bajaj Finance Ltd	1.95%
SBI-ETF Nifty Bank	1.95%
Asian Paints (India) Ltd	1.86%
Tata Steel Limited	1.86%
Kotak Mahindra Bank Limited	1.67%
HCL Technologies Limited	1.38%
National Thermal Power Corporation Ltd.	1.28%
Nestle India Limited	1.25%
Tech Mahindra Limited	1.15%
ITC Limited	1.12%
ICICI Prudential IT ETF	1.02%
Bharat Petroleum Corporation Ltd	1.00%
Lupin Limited	0.91%
Crompton Greaves Consumer Electricals Ltd	0.84%
Shree Cement Limited	0.66%
ICICI Prudential Life Insurance Company Limited	0.65%
SBI Life Insurance Company Limited	0.58%
Godrej Consumer Products Limited	0.58%
Housing Devt Finance Corpn Limited	0.54%
Bayer CropScience Ltd.	0.53%
Others	11.97%
Total	99.30%

Deposits, Money Mkt Securities and Net Current Assets.	0.70%
---	--------------

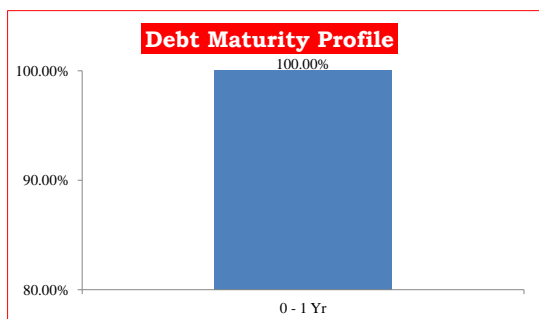
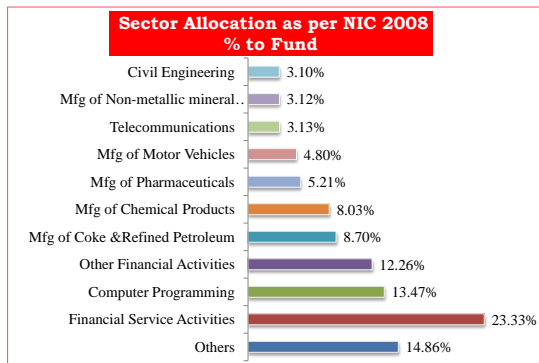
Grand Total	100.00%
--------------------	----------------

AUM (in Lakhs)

Equity	Debt	MMI & Others	Total
1,20,414.26	-	843.23	1,21,257.49

Fund Manager	No. Of Funds Managed		
	Equity Fund	Debt Fund	Balanced Fund
Mr Priyank Singhal	9	-	-

Asset Category	F&U Mandate	% of Actual
Money Market Insts	0% to 5%	0.43%
Public Deposits	0%	0.00%
Govt. Securities	0%	0.00%
Corporate Bonds	0%	0.00%
Equity	95% to 100%	99.30%
Net Current Assets	-	0.27%



Liquid Fund - Life as on May 31, 2021

Fund Objective : To deliver returns linked to Money Market levels with minimal interest rate risk and minimal credit risk so as to provide a high level of safety of capital.

SFIN Code	: ULIF00102/01/04LiquidFund101
Inception Date	: 02 Jan 2004
NAV	: 64.8999

Fund V/s Benchmark Performance		
Period	Returns (%)	Benchmark Returns (%)#
Inception	6.97%	6.78%
10 Years	6.75%	7.44%
7 Years	5.94%	6.87%
5 Years	5.20%	6.27%
3 Years	4.80%	5.84%
2 Years	4.23%	4.90%
1 Year	3.07%	3.80%
6 Months	1.38%	1.78%
1 Month	0.23%	0.29%

CRISIL Liquid Fund Index
Note: Returns over 1 year have been annualized.

Portfolio

Deposits, Money Mkt Securities and Net Current Assets.	100.00%
---	----------------

Grand Total	100.00%
--------------------	----------------

Debt Parameters

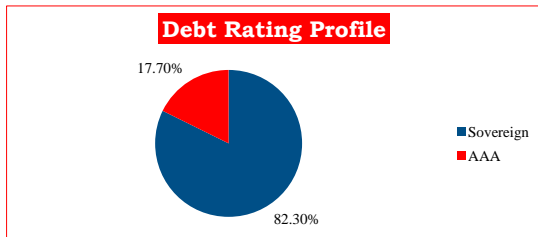
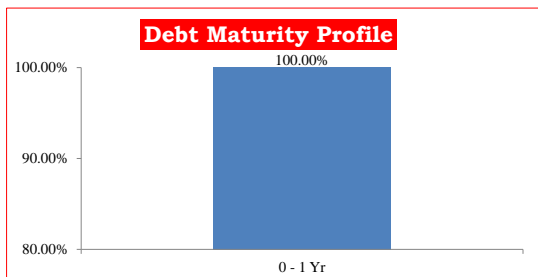
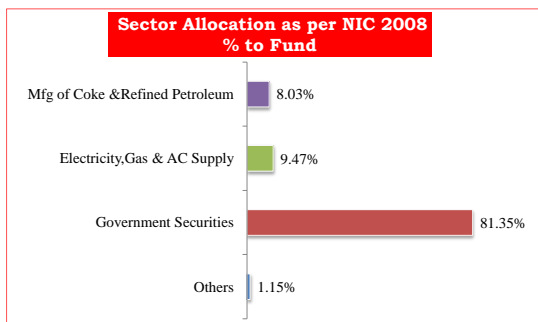
Portfolio Yield (%)	3.60%
Avg Maturity (In Months)	6.53
Modified Duration (In Years)	0.54

AUM (in Lakhs)

Equity	Debt	MMI & Others	Total
-	-	7,152.30	7,152.30

Fund Manager	No. Of Funds Managed		
	Equity Fund	Debt Fund	Balanced Fund
Mr Vineet Choraria	-	28	3

Asset Category	F&U Mandate	% of Actual
Money Market Insts	100%	100.00%
Public Deposits		
Govt. Securities	0%	0.00%
Corporate Bonds		
Equity	0%	0.00%



Liquid Fund - Pension as on May 31, 2021

Fund Objective : To deliver returns linked to Money Market levels with minimal interest rate risk and minimal credit risk so as to provide a high level of safety of capital.

SFIN Code	: ULIF00802/01/04LiquidFund101
Inception Date	: 02 Jan 2004
NAV	: 65.3869

Fund V/s Benchmark Performance		
Period	Returns (%)	Benchmark Returns (%)#
Inception	7.02%	6.78%
10 Years	6.75%	7.44%
7 Years	5.93%	6.87%
5 Years	5.19%	6.27%
3 Years	4.79%	5.84%
2 Years	4.22%	4.90%
1 Year	3.05%	3.80%
6 Months	1.38%	1.78%
1 Month	0.23%	0.29%

CRISIL Liquid Fund Index
Note: Returns over 1 year have been annualized.

Portfolio

Deposits, Money Mkt Securities and Net Current Assets.	100.00%
---	----------------

Grand Total	100.00%
--------------------	----------------

Debt Parameters

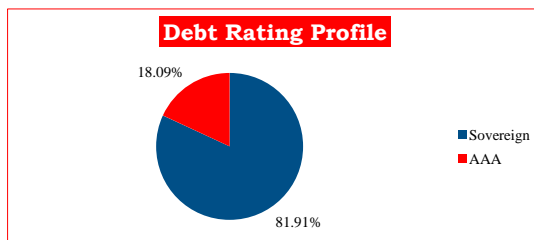
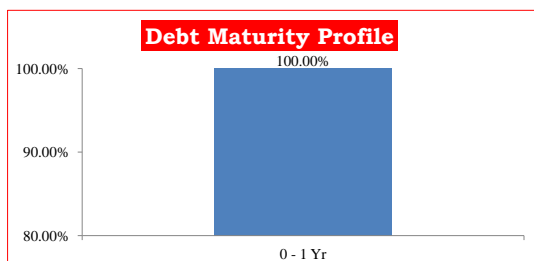
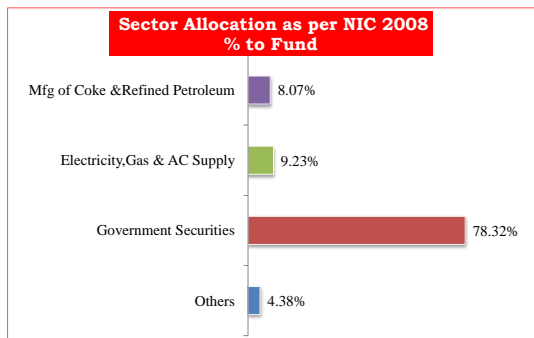
Portfolio Yield (%)	3.61%
Avg Maturity (In Months)	6.34
Modified Duration (In Years)	0.53

AUM (in Lakhs)

Equity	Debt	MMI & Others	Total
-	-	2,784.56	2,784.56

Fund Manager	No. Of Funds Managed		
	Equity Fund	Debt Fund	Balanced Fund
Mr Vineet Choraria	-	28	3

Asset Category	F&U Mandate	% of Actual
Money Market Insts	100%	100.00%
Public Deposits		
Govt. Securities	0%	0.00%
Corporate Bonds		
Equity	0%	0.00%



Secured Managed Fund - Life as on May 31, 2021

Fund Objective : To provide reasonable returns through investments in high credit quality debt instruments while maintaining an optimal level of interest rate risk.

SFIN Code	: ULIF00202/01/04SecureMgtF101
Inception Date	: 02 Jan 2004
NAV	: 73.26

Fund V/s Benchmark Performance		
Period	Returns (%)	Benchmark Returns (%)#
Inception	7.68%	7.01%
10 Years	8.91%	8.81%
7 Years	8.94%	9.16%
5 Years	8.42%	8.60%
3 Years	9.53%	9.95%
2 Years	8.59%	9.58%
1 Year	5.09%	6.24%
6 Months	1.16%	1.29%
1 Month	0.65%	0.59%

CRISIL Composite Bond Fund Index
Note: Returns over 1 year have been annualized.

Portfolio

Debentures / Bonds	% to Fund
IDFC First Bank Limited	7.80%
State Bank of India	6.64%
Housing Development Finance Corporation Ltd	4.30%
Mahindra and Mahindra Financial Services Ltd	2.32%
Sikka Ports And Terminals	2.12%
Sundaram Finance Ltd	1.72%
ICICI Bank Ltd	1.18%
REC Limited	1.01%
HDB Financial Services Ltd	0.94%
National Bank For Agriculture & Rural Development	0.92%
Others	2.57%
Total	31.52%

Government Securities	% to Fund
6.64% GOI Mat 16-Jun-2035	10.04%
7.17% GOI Mat 08-Jan-2028	7.02%
6.79% GOI Mat 15-May-2027	6.48%
6.79% GOI Mat 26-Dec-2029	5.38%
7.26% GOI Mat 14-Jan-2029	4.72%
7.59% GOI Mat 11-Jan-2026	3.30%
6.17% GOI Mat 15-Jul-2021	2.65%
6.97% GOI Mat 06-Sep-2026	2.10%
5.63% GOI Mat 12-Apr-2026	1.83%
7.95% GOI Mat 28-Aug-2032	1.72%
Others	16.90%
Total	62.14%

Deposits, Money Mkt Securities and Net Current Assets.	6.34%
---	--------------

Grand Total	100.00%
--------------------	----------------

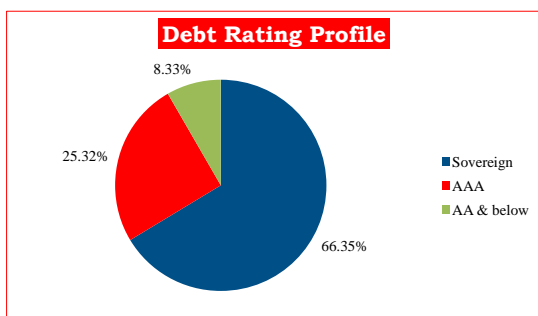
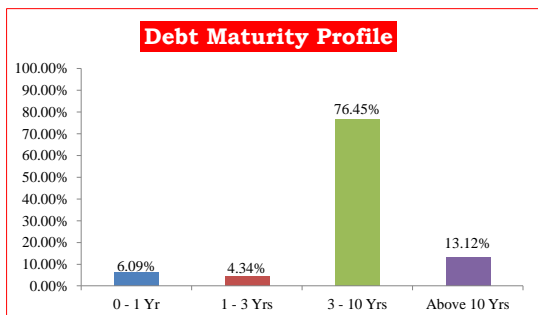
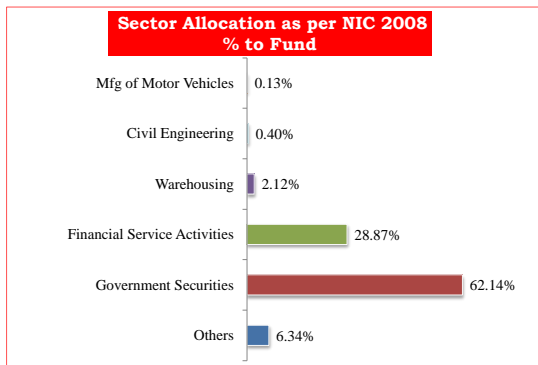
Debt Parameters	
Portfolio Yield (%)	5.96%
Avg Maturity (In Months)	77.52
Modified Duration (In Years)	4.78

AUM (₹ in Lakhs)

Equity	Debt	MMI & Others	Total
-	14,876.12	1,006.32	15,882.44

Fund Manager	No. Of Funds Managed		
	Equity Fund	Debt Fund	Balanced Fund
Mr Vineet Choraria	-	28	3

Asset Category	F&U Mandate	% of Actual
Money Market Insts	0% to 5%	2.91%
Public Deposits	0% to 20%	0.00%
Govt. Securities	75% to 100%	93.66%
Corporate Bonds		
Equity	0%	0.00%
Net Current Assets	-	3.43%



Secured Managed Fund - Pension as on May 31, 2021

Fund Objective : To provide reasonable returns through investments in high credit quality debt instruments while maintaining an optimal level of interest rate risk.

SFIN Code	: ULIF00902/01/04SecureMgtF101
Inception Date	: 02 Jan 2004
NAV	: 72.0925

Fund V/s Benchmark Performance		
Period	Returns (%)	Benchmark Returns (%)#
Inception	7.58%	7.01%
10 Years	8.91%	8.81%
7 Years	8.94%	9.16%
5 Years	8.43%	8.60%
3 Years	9.49%	9.95%
2 Years	8.53%	9.58%
1 Year	5.13%	6.24%
6 Months	1.15%	1.29%
1 Month	0.68%	0.59%

CRISIL Composite Bond Fund Index
Note: Returns over 1 year have been annualized.

Portfolio

Debentures / Bonds	% to Fund
IDFC First Bank Limited	8.41%
Housing Development Finance Corporation Ltd	5.54%
State Bank of India	4.42%
Sikka Ports And Terminals	3.27%
ICICI Bank Ltd	2.74%
Mahindra and Mahindra Financial Services Ltd	1.67%
Power Finance Corporation Ltd	1.22%
HDB Financial Services Ltd	1.06%
LIC Housing Finance Ltd	0.80%
International Finance Corporation	0.67%
Others	1.69%
Total	31.50%

Government Securities	% to Fund
6.64% GOI Mat 16-Jun-2035	8.02%
7.17% GOI Mat 08-Jan-2028	6.99%
6.79% GOI Mat 15-May-2027	6.44%
7.26% GOI Mat 14-Jan-2029	5.11%
6.79% GOI Mat 26-Dec-2029	4.76%
5.85% GOI Mat 01-Dec-2030	4.29%
7.59% GOI Mat 11-Jan-2026	3.32%
6.97% GOI Mat 06-Sep-2026	2.01%
5.63% GOI Mat 12-Apr-2026	1.89%
7.04% Gujarat SDL Mat 07-Aug-2026	1.73%
Others	16.66%
Total	61.21%

Deposits, Money Mkt Securities and Net Current Assets.	7.29%
---	--------------

Grand Total	100.00%
--------------------	----------------

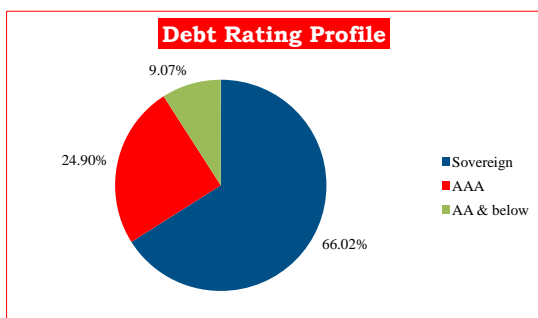
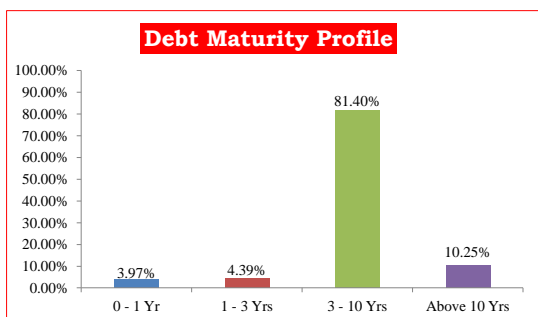
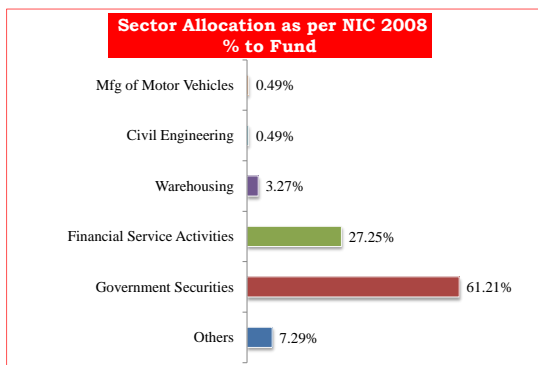
Debt Parameters	
Portfolio Yield (%)	6.00%
Avg Maturity (In Months)	77.63
Modified Duration (In Years)	4.83

AUM (in Lakhs)

Equity	Debt	MMI & Others	Total
-	5,996.29	471.76	6,468.04

Fund Manager	No. Of Funds Managed		
	Equity Fund	Debt Fund	Balanced Fund
Mr Vineet Choraria	-	28	3

Asset Category	F&U Mandate	% of Actual
Money Market Insts	0% to 5%	3.83%
Public Deposits	0% to 20%	0.00%
Govt. Securities	75% to 100%	92.71%
Corporate Bonds		
Equity	0%	0.00%
Net Current Assets	-	3.47%



Equity Managed Fund - Life as on May 31, 2021

Fund Objective : To achieve long term capital appreciation by investing pre-dominantly in equity and equity related securities and balancing it by shifting assets to the fixed income securities depending on the fund manager's views. The minimum allocation to equity will be 60%.

SFIN Code	: ULIF00616/01/06EquityMgFd101
Inception Date	: 17 Jan 2006
NAV	: 218.4222

Fund V/s Benchmark Performance		
Period	Returns (%)	Benchmark Returns (%)#
Inception	12.64%	11.76%
10 Years	12.17%	10.87%
7 Years	13.44%	11.59%
5 Years	14.53%	13.84%
3 Years	13.20%	12.74%
2 Years	15.84%	14.62%
1 Year	60.54%	63.15%
6 Months	19.13%	21.24%
1 Month	6.46%	6.66%

BSE-100

Note: Returns over 1 year have been annualized. The benchmark index of the fund has been changed to BSE100 w.e.f June 14, 2018. Benchmark returns are computed basis the revised benchmark index.

Portfolio

Equity	% to Fund
HDFC Bank Limited	8.28%
Infosys Limited	7.63%
Reliance Industries Limited	7.25%
ICICI Bank Limited	5.96%
Kotak Mahindra MF - Kotak Banking ETF - Dividend Payout Option	4.89%
Tata Consultancy Services Limited	3.42%
Hindustan Unilever Limited	3.35%
Nippon India ETF Bank Bees	3.02%
Larsen & Toubro Limited	2.78%
Bharti Airtel Ltd	2.73%
Kotak Mahindra Bank Limited	2.45%
Axis Bank Limited	2.31%
ICICI Prudential Private Banks ETF	2.01%
ITC Limited	2.01%
Asian Paints (India) Ltd	1.82%
Maruti Suzuki India Ltd	1.69%
Mahindra & Mahindra Ltd.	1.67%
Bajaj Finance Ltd	1.62%
UltraTech Cement Limited	1.47%
Dr Reddys Laboratories Limited	1.44%
ICICI Prudential IT ETF	1.26%
Tata Steel Limited	1.19%
Nestle India Limited	1.07%
Lupin Limited	1.05%
Tech Mahindra Limited	0.99%
HCL Technologies Limited	0.94%
Bharat Petroleum Corporation Ltd	0.93%
Divis Laboratories Ltd.	0.87%
Hindalco Industries Limited	0.82%
Wipro Limited	0.81%
Cipla Limited	0.80%
Titan Company Limited	0.70%
National Thermal Power Corporation Ltd.	0.69%
Bajaj Finserv Ltd	0.67%
Vedanta Ltd	0.66%
Hindustan Petroleum Corporation Ltd.	0.64%
Housing Devt Finance Corpn Limited	0.59%
Gland Pharma Limited	0.58%
SBI Life Insurance Company Limited	0.55%
Eicher Motors Limited	0.50%
Others	14.71%
Total	98.81%

Deposits, Money Mkt Securities and Net Current Assets.	1.19%
---	--------------

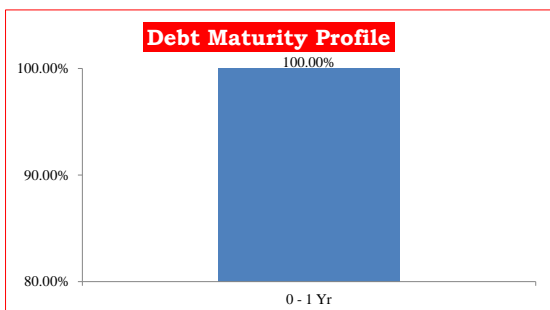
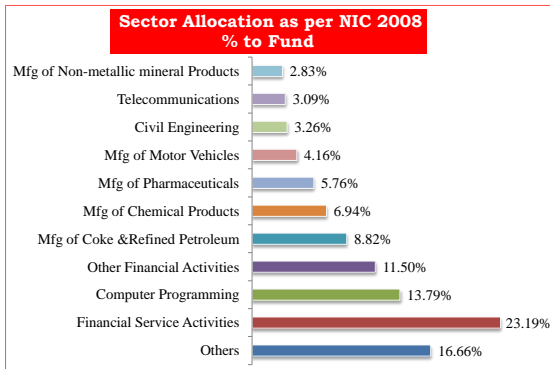
Grand Total	100.00%
--------------------	----------------

AUM (in Lakhs)

Equity	Debt	MMF & Others	Total
69,817.11	-	841.21	70,658.32

Fund Manager	No. Of Funds Managed		
	Equity Fund	Debt Fund	Balanced Fund
Mr Shailesh Dhamankar	3	-	10
Mr Kailash Lalwani	-	13	25

Asset Category	F&U Mandate	% of Actual
Money Market Insts	0% to 5%	1.14%
Public Deposits	0% to 10%	0.00%
Govt. Securities	0% to 40%	0.00%
Corporate Bonds		
Equity	60% to 100%	98.81%
Net Current Assets	-	0.05%



Equity Managed Fund - Pension as on May 31, 2021

Fund Objective : To achieve long term capital appreciation by investing pre-dominantly in equity and equity related securities and balancing it by shifting assets to the fixed income securities depending on the fund manager's views. The minimum allocation to equity will be 60%.

SFIN Code	: ULIF01316/01/06EquityMgFd101
Inception Date	: 17 Jan 2006
NAV	: 209.2299

Fund V/s Benchmark Performance		
Period	Returns (%)	Benchmark Returns (%)#
Inception	12.54%	11.76%
10 Years	12.29%	10.87%
7 Years	13.49%	11.59%
5 Years	14.52%	13.84%
3 Years	13.19%	12.74%
2 Years	15.94%	14.62%
1 Year	61.41%	63.15%
6 Months	19.80%	21.24%
1 Month	6.77%	6.66%

BSE-100

Note: Returns over 1 year have been annualized. The benchmark index of the fund has been changed to BSE100 w.e.f June 14, 2018. Benchmark returns are computed basis the revised benchmark index.

Portfolio

Equity	% to Fund
HDFC Bank Limited	8.26%
Infosys Limited	7.58%
Reliance Industries Limited	7.11%
ICICI Bank Limited	5.92%
Kotak Mahindra MF - Kotak Banking ETF - Dividend Payout Option	4.87%
Tata Consultancy Services Limited	3.40%
Hindustan Unilever Limited	3.31%
Nippon India ETF Bank Bees	2.99%
Larsen & Toubro Limited	2.76%
Bharti Airtel Ltd	2.71%
Kotak Mahindra Bank Limited	2.45%
Axis Bank Limited	2.28%
ITC Limited	1.99%
ICICI Prudential Private Banks ETF	1.99%
Asian Paints (India) Ltd	1.81%
Maruti Suzuki India Ltd	1.67%
Mahindra & Mahindra Ltd.	1.66%
Bajaj Finance Ltd	1.61%
UltraTech Cement Limited	1.46%
Dr Reddys Laboratories Limited	1.38%
Barbeque Nation Hospitality Limited	1.31%
ICICI Prudential IT ETF	1.25%
Tata Steel Limited	1.16%
Nestle India Limited	1.06%
Lupin Limited	1.04%
Tech Mahindra Limited	0.94%
Bharat Petroleum Corporation Ltd	0.92%
HCL Technologies Limited	0.89%
Divis Laboratories Ltd.	0.86%
Wipro Limited	0.81%
Cipla Limited	0.79%
Hindalco Industries Limited	0.79%
Titan Company Limited	0.69%
National Thermal Power Corporation Ltd.	0.69%
Bajaj Finserv Ltd	0.66%
Vedanta Ltd	0.65%
Hindustan Petroleum Corporation Ltd.	0.63%
Housing Devt Finance Corpn Limited	0.58%
Gland Pharma Limited	0.58%
SBI Life Insurance Company Limited	0.55%
Others	15.03%
Total	99.06%

Deposits, Money Mkt Securities and Net Current Assets.	0.94%
---	--------------

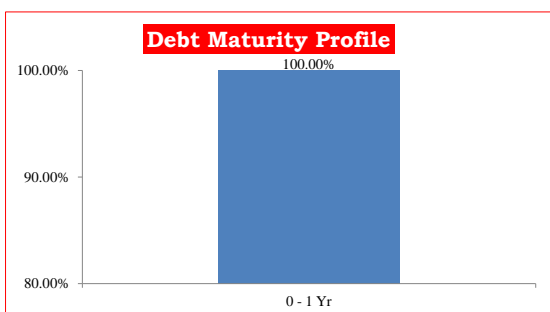
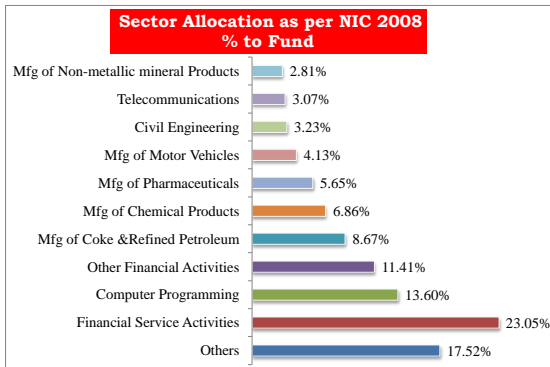
Grand Total	100.00%
--------------------	----------------

AUM (in Lakhs)

Equity	Debt	MMF & Others	Total
26,055.21	-	247.74	26,302.95

Fund Manager	No. Of Funds Managed		
	Equity Fund	Debt Fund	Balanced Fund
Mr Shailesh Dhamankar	3	-	10
Mr Kailash Lalwani	-	13	25

Asset Category	F&U Mandate	% of Actual
Money Market Insts	0% to 5%	0.90%
Public Deposits	0% to 10%	0.00%
Govt. Securities	0% to 40%	0.00%
Corporate Bonds	60% to 100%	99.06%
Equity	-	0.04%
Net Current Assets	-	0.04%



Stable Managed Fund - Life as on May 31, 2021

Fund Objective : To generate optimal returns for investors through short term investments in high credit quality securities so as to keep interest rate risks low and provide safety of capital over the medium term horizon.

SFIN Code	: ULIF00720/06/07StableMgFd101
Inception Date	: 20 Jun 2007
NAV	: 67.7308

Fund V/s Benchmark Performance		
Period	Returns (%)	Benchmark Returns (%)#
Inception	7.56%	7.64%
10 Years	7.36%	8.41%
7 Years	6.87%	7.98%
5 Years	6.46%	7.52%
3 Years	6.90%	7.60%
2 Years	6.28%	6.96%
1 Year	4.34%	5.74%
6 Months	1.52%	2.06%
1 Month	0.31%	0.37%

CRISIL Low Duration Debt Index
 Note: Returns over 1 year have been annualized. The benchmark index of the fund has been changed to CRISIL Low Duration Debt Index w.e.f December 30, 2020. Benchmark returns are computed basis the revised benchmark index.

Portfolio

Debentures / Bonds	% to Fund
National Thermal Power Corporation Ltd	8.53%
Sikka Ports And Terminals	4.72%
REC Limited	2.84%
Total	16.09%

Government Securities	% to Fund
8.80% Tamil Nadu SDL Mat 25-Oct-2022	45.81%
8.48% Karnataka SDL Mat 17 Oct 2022	16.27%
4.52% Tamil Nadu SDL Mat 03-Jun-2022	11.07%
8.92% Tamil Nadu SDL Mat 08-Aug-2022	8.13%
Total	81.29%

Deposits, Money Mkt Securities and Net Current Assets.	2.62%
---	--------------

Grand Total	100.00%
--------------------	----------------

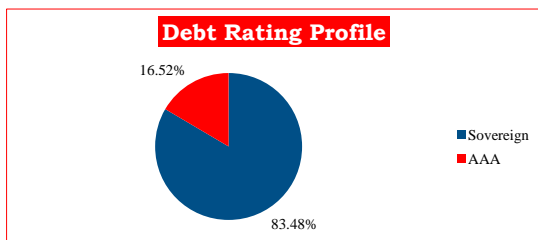
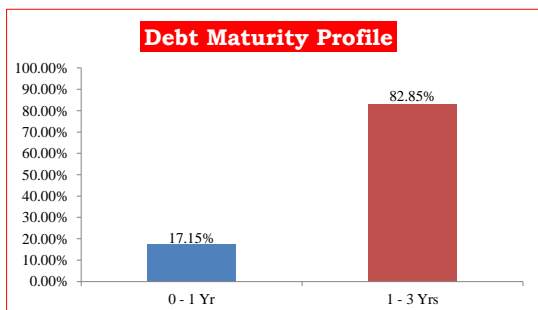
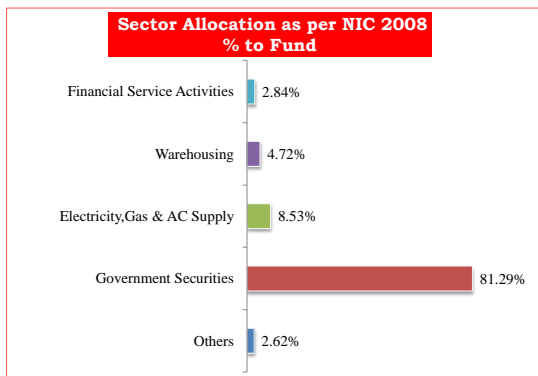
Debt Parameters	
Portfolio Yield (%)	4.18%
Avg Maturity (In Months)	14.42
Modified Duration (In Years)	1.13

AUM (in Lakhs)

Equity	Debt	MMI & Others	Total
-	3,536.58	95.33	3,631.92

Fund Manager	No. Of Funds Managed		
	Equity Fund	Debt Fund	Balanced Fund
Mr Kailash Lalwani	-	13	25

Asset Category	F&U Mandate	% of Actual
Money Market Insts		
Public Deposits	100%	100.00%
Govt. Securities		
Corporate Bonds		
Equity	0%	0.00%



Stable Managed Fund - Pension as on May 31, 2021

Fund Objective : To generate optimal returns for investors through short term investments in high credit quality securities so as to keep interest rate risks low and provide safety of capital over the medium term horizon.

SFIN Code	: ULIF01420/06/07StableMgFd101
Inception Date	: 20 Jun 2007
NAV	: 67.6068

Fund V/s Benchmark Performance		
Period	Returns (%)	Benchmark Returns (%)#
Inception	7.54%	7.64%
10 Years	7.33%	8.41%
7 Years	6.83%	7.98%
5 Years	6.43%	7.52%
3 Years	6.95%	7.60%
2 Years	6.33%	6.96%
1 Year	4.25%	5.74%
6 Months	1.47%	2.06%
1 Month	0.31%	0.37%

CRISIL Low Duration Debt Index
 Note: Returns over 1 year have been annualized. The benchmark index of the fund has been changed to CRISIL Low Duration Debt Index w.e.f December 30, 2020. Benchmark returns are computed basis the revised benchmark index.

Portfolio

Debentures / Bonds	% to Fund
Reliance Industries Ltd	7.98%
National Thermal Power Corporation Ltd	5.73%
REC Limited	5.15%
Power Grid Corporation of India Ltd	2.92%
Larsen & Toubro Ltd	1.16%
Total	22.93%

Government Securities	% to Fund
8.80% Tamil Nadu SDL Mat 25-Oct-2022	35.14%
8.48% Karnataka SDL Mat 17 Oct 2022	15.23%
4.52% Tamil Nadu SDL Mat 03-Jun-2022	13.39%
8.92% Tamil Nadu SDL Mat 08-Aug-2022	7.61%
Total	71.37%

Deposits, Money Mkt Securities and Net Current Assets.	5.69%
---	--------------

Grand Total	100.00%
--------------------	----------------

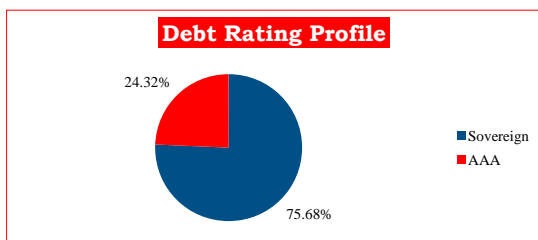
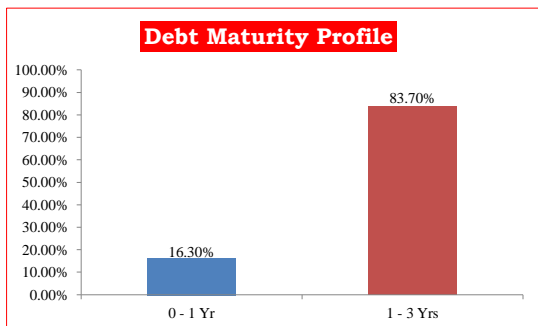
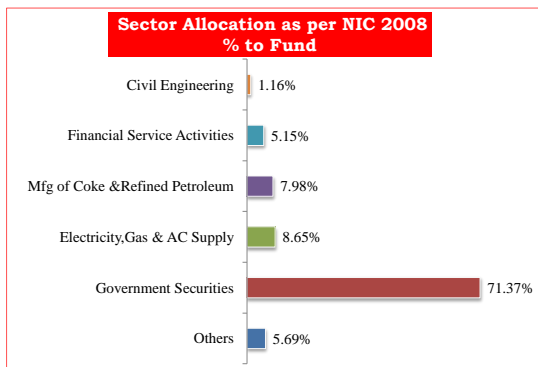
Debt Parameters	
Portfolio Yield (%)	4.21%
Avg Maturity (In Months)	14.20
Modified Duration (In Years)	1.10

AUM (₹ in Lakhs)

Equity	Debt	MMI & Others	Total
-	1,699.25	102.58	1,801.83

Fund Manager	No. Of Funds Managed		
	Equity Fund	Debt Fund	Balanced Fund
Mr Kailash Lalwani	-	13	25

Asset Category	F&U Mandate	% of Actual
Money Market Insts		
Public Deposits	100%	100.00%
Govt. Securities		
Corporate Bonds		
Equity	0%	0.00%



Balanced Managed Fund - Life - II as on May 31, 2021

Fund Objective : To generate long term capital appreciation along with current income from a combined portfolio of equity and debt market instruments. The equity exposure will be between 30%-60%.

SFIN Code	: ULIF01920/02/08BalnedMFII101
Inception Date	: 20 Feb 2008
NAV	: 29.5111

Fund V/s Benchmark Performance		
Period	Returns (%)	Benchmark Returns (%)#
Inception	9.12%	8.17%
10 Years	10.16%	9.74%
7 Years	10.67%	10.25%
5 Years	10.88%	10.96%
3 Years	10.65%	11.20%
2 Years	11.83%	11.85%
1 Year	28.64%	31.85%
6 Months	9.12%	10.27%
1 Month	3.43%	3.32%

45% BSE -100 55% CRISIL Composite Bond Fund Index
Note: Returns over 1 year have been annualized.

Portfolio

Equity	% to Fund
HDFC Bank Limited	3.82%
Infosys Limited	3.55%
Reliance Industries Limited	3.35%
ICICI Bank Limited	2.83%
Kotak Mahindra MF - Kotak Banking ETF - Dividend Payout Option	2.32%
Hindustan Unilever Limited	1.61%
Tata Consultancy Services Limited	1.61%
Nippon India ETF Bank Bees	1.45%
Larsen & Toubro Limited	1.29%
Bharti Airtel Ltd	1.20%
Kotak Mahindra Bank Limited	1.15%
Axis Bank Limited	1.11%
ICICI Prudential Private Banks ETF	0.98%
ITC Limited	0.92%
Asian Paints (India) Ltd	0.88%
Maruti Suzuki India Ltd	0.78%
Mahindra & Mahindra Ltd.	0.78%
Bajaj Finance Ltd	0.77%
Dr Reddys Laboratories Limited	0.70%
UltraTech Cement Limited	0.69%
ICICI Prudential IT ETF	0.61%
Tata Steel Limited	0.56%
Lupin Limited	0.51%
Nestle India Limited	0.51%
Others	12.39%
Total	46.37%

Debentures / Bonds	% to Fund
HDB Financial Services Ltd	3.19%
Indian Railway Finance Corporation Ltd	3.14%
Housing Development Finance Corporation Ltd	2.33%
Sundaram Finance Ltd	1.91%
IDFC First Bank Limited	1.81%
State Bank of India	1.57%
Bajaj Finance Ltd	1.57%
National Bank For Agriculture & Rural Development	1.50%
Reliance Industries Ltd	1.29%
Power Grid Corporation of India Ltd	1.23%
Others	6.36%
Total	25.91%

Government Securities	% to Fund
6.64% GOI Mat 16-Jun-2035	4.86%
7.27% GOI Mat 08-Apr-2026	3.83%
7.17% GOI Mat 08-Jan-2028	3.73%
5.85% GOI Mat 01-Dec-2030	1.48%
6.57% Maharashtra SDL Mat 03-Jun-2031	0.97%
7.38% Karnataka SDL Mat 27-Sep-2027	0.81%
7.20% Maharashtra SDL Mat 09-Aug-2027	0.77%
8.00% Oil Bond Mat 23-Mar-2026	0.70%
6.97% GOI Mat 06-Sep-2026	0.56%
6.45% GOI Mat 07-Oct-2029	0.54%
Others	3.53%
Total	21.78%

Deposits, Money Mkt Securities and Net Current Assets.	5.95%
---	--------------

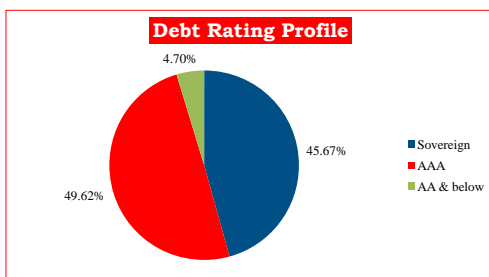
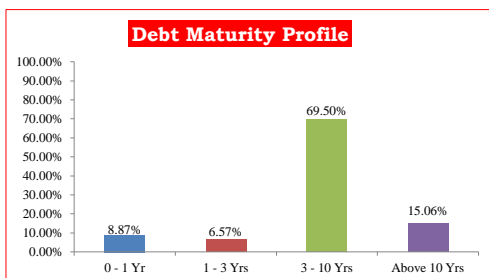
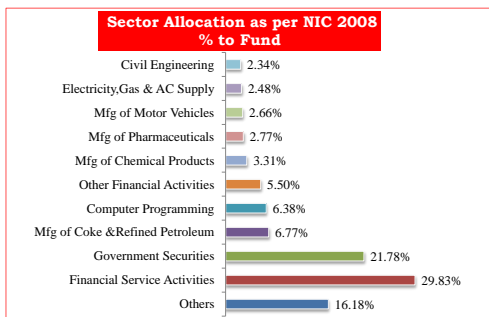
Grand Total	100.00%
--------------------	----------------

Debt Parameters	
Portfolio Yield (%)	5.87%
Avg Maturity (In Months)	75.61
Modified Duration (In Years)	4.57

AUM (in Lakhs)			
Equity	Debt	MMI & Others	Total
22,506.85	23,144.03	2,886.84	48,537.72

Fund Manager	No. Of Funds Managed		
	Equity Fund	Debt Fund	Balanced Fund
Mr Kailash Lalwani	-	13	25
Mr Shailesh Dhamankar	3	-	10

Asset Category	F&U Mandate	% of Actual
Money Market Insts	0% to 20%	2.72%
Public Deposits		
Govt. Securities	20% to 70%	47.68%
Corporate Bonds		
Equity	30% to 60%	46.37%
Net Current Assets	-	3.22%



Defensive Managed Fund - Life - II as on May 31, 2021

Fund Objective : To enhance long term returns for a portfolio predominantly invested in fixed income securities by taking a moderate to medium exposure to equity and equity related securities. The equity exposure will be between 15%-30%.

SFIN Code	: ULIF01820/02/08DefnsyFdIII101
Inception Date	: 20 Feb 2008
NAV	: 30.541

Fund V/s Benchmark Performance		
Period	Returns (%)	Benchmark Returns (%)#
Inception	9.03%	8.09%
10 Years	9.45%	9.27%
7 Years	9.56%	9.70%
5 Years	9.59%	9.78%
3 Years	9.65%	10.58%
2 Years	9.93%	10.71%
1 Year	15.87%	19.04%
6 Months	4.79%	5.78%
1 Month	1.89%	1.96%

22.5% BSE-100 77.5% CRISIL Composite Bond Fund Index
Note: Returns over 1 year have been annualized.

Portfolio	
Equity	% to Fund
HDFC Bank Limited	2.52%
Reliance Industries Limited	2.44%
ICICI Bank Limited	2.22%
Infosys Limited	2.05%
Tata Consultancy Services Limited	1.18%
Bajaj Finance Ltd	0.99%
Kotak Mahindra Bank Limited	0.98%
Hindustan Unilever Limited	0.88%
Larsen & Toubro Limited	0.79%
Axis Bank Limited	0.73%
Bharti Airtel Ltd	0.62%
Tata Steel Limited	0.57%
ITC Limited	0.57%
Asian Paints (India) Ltd	0.56%
Others	6.45%
Total	23.55%

Debentures / Bonds	% to Fund
Housing Development Finance Corporation Ltd	3.44%
Tata Capital Housing Finance Limited	3.32%
State Bank of India	3.25%
NHPC Ltd	2.82%
Indian Railway Finance Corporation Ltd	2.45%
Power Grid Corporation of India Ltd	2.29%
Hindalco Industries Ltd	2.26%
Bajaj Finance Ltd	1.67%
Mahindra and Mahindra Financial Services Ltd	1.59%
LIC Housing Finance Ltd	1.54%
Others	12.05%
Total	36.68%

Government Securities	% to Fund
6.64% GOI Mat 16-Jun-2035	6.53%
7.17% GOI Mat 08-Jan-2028	4.48%
6.45% GOI Mat 07-Oct-2029	4.40%
7.27% GOI Mat 08-Apr-2026	4.10%
7.20% Maharashtra SDL Mat 09-Aug-2027	3.61%
5.85% GOI Mat 01-Dec-2030	1.99%
7.15% Karnataka SDL Mat 09 Oct 2028	0.91%
7.58% Maharashtra SDL Mat 24-Aug-2026	0.82%
6.97% GOI Mat 06-Sep-2026	0.77%
8.16% Gujarat SDL Mat 30-Jan-2029	0.65%
Others	4.71%
Total	32.97%

Deposits, Money Mkt Securities and Net Current Assets.	6.80%
---	--------------

Grand Total	100.00%
--------------------	----------------

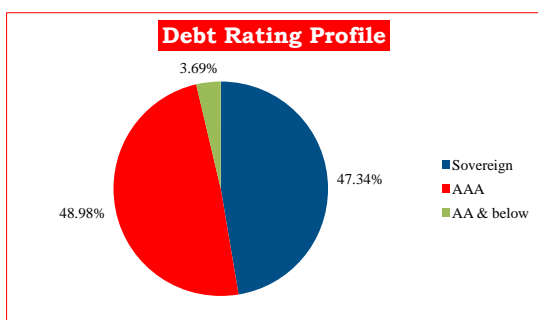
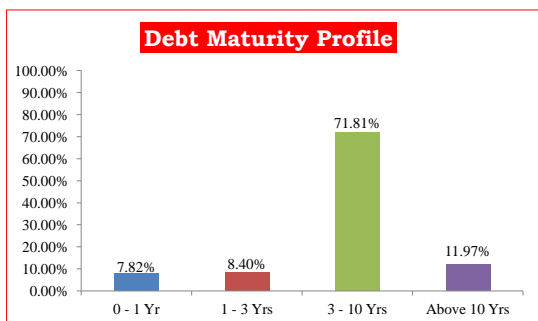
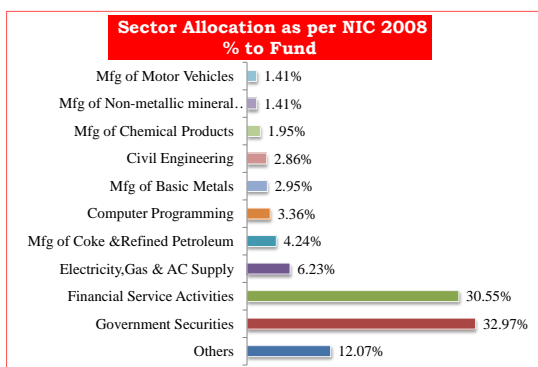
Debt Parameters	
Portfolio Yield (%)	5.85%
Avg Maturity (In Months)	73.28
Modified Duration (In Years)	4.53

AUM (in Lakhs)

Equity	Debt	MMI & Others	Total
2,399.80	7,096.79	692.49	10,189.08

Fund Manager	No. Of Funds Managed		
	Equity Fund	Debt Fund	Balanced Fund
Mr Kailash Lalwani	-	13	25
Mr Nishit Dholakia	3	-	13

Asset Category	F&U Mandate	% of Actual
Money Market Insts	0% to 20%	5.00%
Public Deposits		
Govt. Securities	50% to 85%	69.65%
Corporate Bonds		
Equity	15% to 30%	23.55%
Net Current Assets	-	1.80%



Equity Managed Fund - Life - II as on May 31, 2021

Fund Objective : To achieve long term capital appreciation by investing pre-dominantly in equity and equity related securities and balancing it by shifting assets to the fixed income securities depending on the fund manager's views. The minimum allocation to equity will be 60%.

SFIN Code	: ULIF02020/02/08EquityMFH101
Inception Date	: 20 Feb 2008
NAV	: 32.1191

Fund V/s Benchmark Performance		
Period	Returns (%)	Benchmark Returns (%)#
Inception	10.32%	8.37%
10 Years	11.40%	10.87%
7 Years	12.74%	11.59%
5 Years	13.80%	13.84%
3 Years	12.54%	12.74%
2 Years	15.16%	14.62%
1 Year	60.03%	63.15%
6 Months	18.93%	21.24%
1 Month	6.42%	6.66%

BSE-100

Note: Returns over 1 year have been annualized. The benchmark index of the fund has been changed to BSE100 w.e.f June 14, 2018. Benchmark returns are computed basis the revised benchmark index.

Portfolio

Equity	% to Fund
HDFC Bank Limited	8.28%
Infosys Limited	7.64%
Reliance Industries Limited	7.25%
ICICI Bank Limited	5.96%
Kotak Mahindra MF - Kotak Banking ETF - Dividend Payout Option	4.89%
Tata Consultancy Services Limited	3.42%
Hindustan Unilever Limited	3.35%
Nippon India ETF Bank Bees	3.03%
Larsen & Toubro Limited	2.78%
Bharti Airtel Ltd	2.73%
Kotak Mahindra Bank Limited	2.45%
Axis Bank Limited	2.32%
ICICI Prudential Private Banks ETF	2.02%
ITC Limited	2.01%
Asian Paints (India) Ltd	1.82%
Maruti Suzuki India Ltd	1.69%
Mahindra & Mahindra Ltd.	1.67%
Bajaj Finance Ltd	1.62%
UltraTech Cement Limited	1.47%
Dr Reddys Laboratories Limited	1.44%
ICICI Prudential IT ETF	1.26%
Tata Steel Limited	1.19%
Nestle India Limited	1.07%
Lupin Limited	1.05%
Tech Mahindra Limited	0.99%
HCL Technologies Limited	0.94%
Bharat Petroleum Corporation Ltd	0.93%
Divis Laboratories Ltd.	0.87%
Hindalco Industries Limited	0.82%
Wipro Limited	0.81%
Cipla Limited	0.80%
Titan Company Limited	0.70%
National Thermal Power Corporation Ltd.	0.69%
Bajaj Finserv Ltd	0.67%
Vedanta Ltd	0.66%
Hindustan Petroleum Corporation Ltd.	0.64%
Housing Devt Finance Corpn Limited	0.59%
Gland Pharma Limited	0.58%
SBI Life Insurance Company Limited	0.56%
Eicher Motors Limited	0.50%
Others	14.77%
Total	98.94%

Deposits, Money Mkt Securities and Net Current Assets.	1.06%
---	--------------

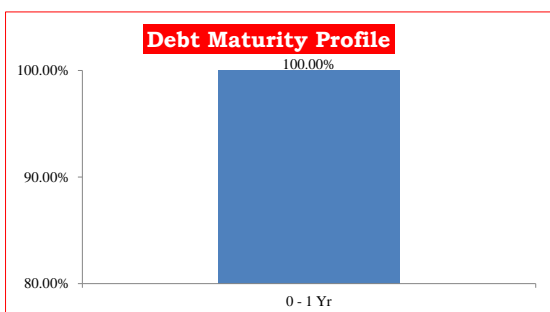
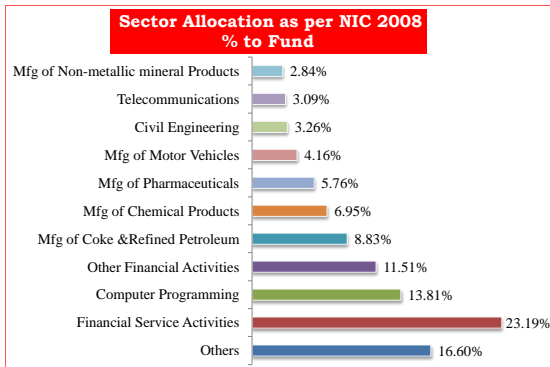
Grand Total	100.00%
--------------------	----------------

AUM (in Lakhs)

Equity	Debt	MMF & Others	Total
66,575.78	-	715.22	67,290.99

Fund Manager	No. Of Funds Managed		
	Equity Fund	Debt Fund	Balanced Fund
Mr Shailesh Dhamankar	3	-	10
Mr Kailash Lalwani	-	13	25

Asset Category	F&U Mandate	% of Actual
Money Market Insts	0% to 15%	1.01%
Public Deposits		
Govt. Securities	0% to 40%	0.00%
Corporate Bonds		
Equity	60% to 100%	98.94%
Net Current Assets	-	0.05%



Growth Fund - Life - II as on May 31, 2021

Fund Objective : To generate long term capital appreciation from a diversified portfolio of equity and equity related securities.

SFIN Code	: ULIF02120/02/08GrwthFndII101
Inception Date	: 20 Feb 2008
NAV	: 28.7415

Fund V/s Benchmark Performance		
Period	Returns (%)	Benchmark Returns (%)#
Inception	9.53%	8.37%
10 Years	11.73%	10.87%
7 Years	12.79%	11.59%
5 Years	14.34%	13.84%
3 Years	13.22%	12.74%
2 Years	16.53%	14.62%
1 Year	62.85%	63.15%
6 Months	19.35%	21.24%
1 Month	6.33%	6.66%

BSE-100
Note: Returns over 1 year have been annualized.

Portfolio

Equity	% to Fund
ICICI Bank Limited	8.02%
Infosys Limited	7.91%
Reliance Industries Limited	6.83%
HDFC Bank Limited	6.29%
ICICI Prudential Private Banks ETF	4.77%
Axis Bank Limited	4.11%
Hindustan Unilever Limited	3.81%
Tata Consultancy Services Limited	3.12%
Larsen & Toubro Limited	3.11%
Bharti Airtel Ltd	3.09%
Dr Reddys Laboratories Limited	2.55%
Nippon India ETF Bank Bees	2.48%
Maruti Suzuki India Ltd	2.37%
Kotak Mahindra MF - Kotak Banking ETF - Dividend Payout Option	2.23%
Mahindra & Mahindra Ltd.	2.07%
UltraTech Cement Limited	2.00%
Bajaj Finance Ltd	1.99%
SBI-ETF Nifty Bank	1.95%
Asian Paints (India) Ltd	1.88%
Kotak Mahindra Bank Limited	1.86%
Tata Steel Limited	1.83%
HCL Technologies Limited	1.32%
National Thermal Power Corporation Ltd.	1.27%
Nestle India Limited	1.27%
Tech Mahindra Limited	1.16%
ITC Limited	1.14%
ICICI Prudential IT ETF	1.04%
Bharat Petroleum Corporation Ltd	0.99%
Lupin Limited	0.95%
Crompton Greaves Consumer Electricals Ltd	0.84%
Shree Cement Limited	0.66%
Godrej Consumer Products Limited	0.58%
SBI Life Insurance Company Limited	0.56%
Bayer CropScience Ltd.	0.54%
Housing Devt Finance Corpn Limited	0.50%
Others	12.50%
Total	99.60%

Deposits, Money Mkt Securities and Net Current Assets.	0.40%
---	--------------

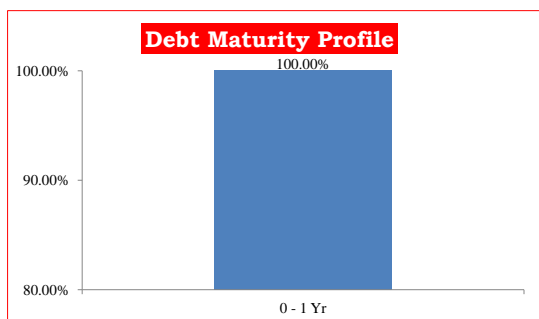
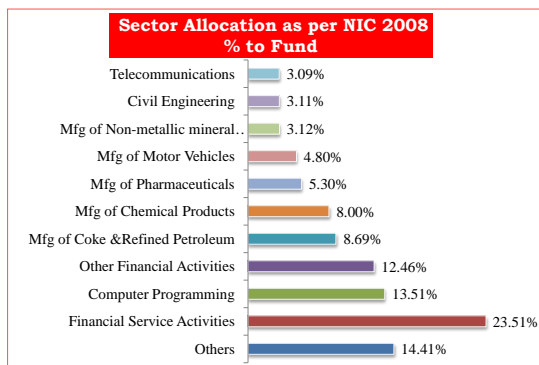
Grand Total	100.00%
--------------------	----------------

AUM (` in Lakhs)

Equity	Debt	MMI & Others	Total
3,24,865.65	-	1,308.54	3,26,174.19

Fund Manager	No. Of Funds Managed		
	Equity Fund	Debt Fund	Balanced Fund
Mr Priyank Singhal	9	-	-

Asset Category	F&U Mandate	% of Actual
Money Market Insts	0% to 10%	0.11%
Public Deposits		
Govt. Securities	0%	0.00%
Corporate Bonds		
Equity	90% to 100%	99.60%
Net Current Assets	-	0.30%



Liquid Fund - Life - II as on May 31, 2021

Fund Objective : To deliver returns linked to Money Market levels with minimal interest rate risk and minimal credit risk so as to provide a high level of safety of capital.

SFIN Code	: ULIF01520/02/08LiquidFdIII101
Inception Date	: 20 Feb 2008
NAV	: 23.7963

Fund V/s Benchmark Performance		
Period	Returns (%)	Benchmark Returns (%)#
Inception	6.67%	7.18%
10 Years	6.22%	7.44%
7 Years	5.40%	6.87%
5 Years	4.66%	6.27%
3 Years	4.28%	5.84%
2 Years	3.71%	4.90%
1 Year	2.54%	3.80%
6 Months	1.11%	1.78%
1 Month	0.18%	0.29%

CRISIL Liquid Fund Index
Note: Returns over 1 year have been annualized.

Portfolio

Deposits, Money Mkt Securities and Net Current Assets.	100.00%
--	---------

Grand Total	100.00%
-------------	---------

Debt Parameters

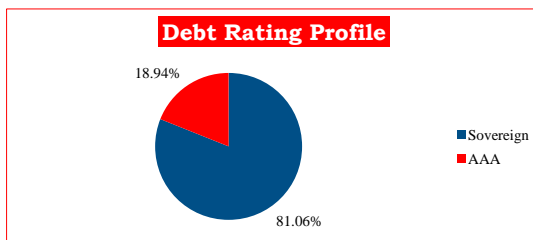
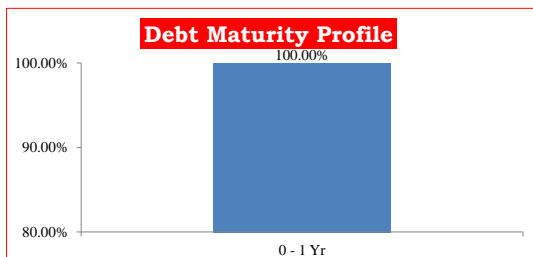
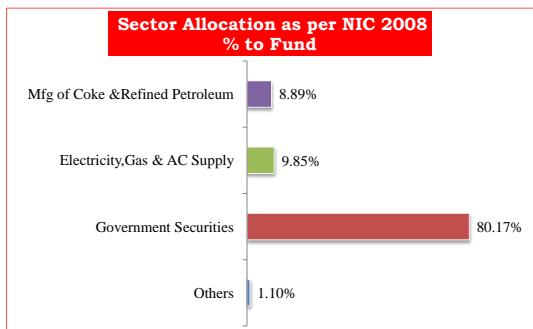
Portfolio Yield (%)	3.61%
Avg Maturity (In Months)	6.47
Modified Duration (In Years)	0.54

AUM (in Lakhs)

Equity	Debt	MMI & Others	Total
-	-	4,719.49	4,719.49

Fund Manager	No. Of Funds Managed		
	Equity Fund	Debt Fund	Balanced Fund
Mr Vineet Choraria	-	28	3

Asset Category	F&U Mandate	% of Actual
Money Market Insts	100%	100.00%
Public Deposits		
Govt. Securities	0%	0.00%
Corporate Bonds		
Equity	0%	0.00%



Secured Managed Fund - Life - II as on May 31, 2021

Fund Objective : To provide reasonable returns through investments in high credit quality debt instruments while maintaining an optimal level of interest rate risk.

SFIN Code	: ULIF01720/02/08SecureMFII101
Inception Date	: 20 Feb 2008
NAV	: 28.4852

Fund V/s Benchmark Performance		
Period	Returns (%)	Benchmark Returns (%)#
Inception	8.16%	8.00%
10 Years	8.53%	8.81%
7 Years	8.48%	9.16%
5 Years	7.92%	8.60%
3 Years	8.90%	9.95%
2 Years	7.98%	9.58%
1 Year	4.49%	6.24%
6 Months	0.78%	1.29%
1 Month	0.65%	0.59%

CRISIL Composite Bond Fund Index
Note: Returns over 1 year have been annualized.

Portfolio

Debentures / Bonds	% to Fund
State Bank of India	4.55%
Housing Development Finance Corporation Ltd	4.43%
Sundaram Finance Ltd	3.21%
LIC Housing Finance Ltd	3.01%
Bajaj Finance Ltd	2.70%
IDFC First Bank Limited	2.69%
Mahindra and Mahindra Financial Services Ltd	2.65%
Sikka Ports And Terminals	2.51%
ICICI Bank Ltd	1.45%
HDB Financial Services Ltd	1.34%
Others	3.38%
Total	31.93%

Government Securities	% to Fund
6.64% GOI Mat 16-Jun-2035	8.76%
6.79% GOI Mat 15-May-2027	7.21%
7.17% GOI Mat 08-Jan-2028	6.30%
6.79% GOI Mat 26-Dec-2029	6.30%
7.26% GOI Mat 14-Jan-2029	5.53%
7.59% GOI Mat 11-Jan-2026	3.32%
6.97% GOI Mat 06-Sep-2026	2.06%
5.63% GOI Mat 12-Apr-2026	1.85%
7.04% Gujarat SDL Mat 07-Aug-2026	1.77%
7.95% GOI Mat 28-Aug-2032	1.72%
Others	14.84%
Total	59.67%

Deposits, Money Mkt Securities and Net Current Assets.	8.40%
---	--------------

Grand Total	100.00%
--------------------	----------------

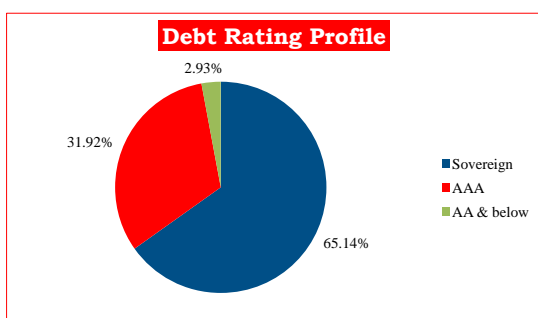
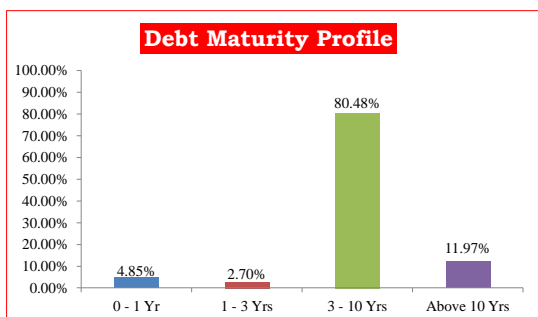
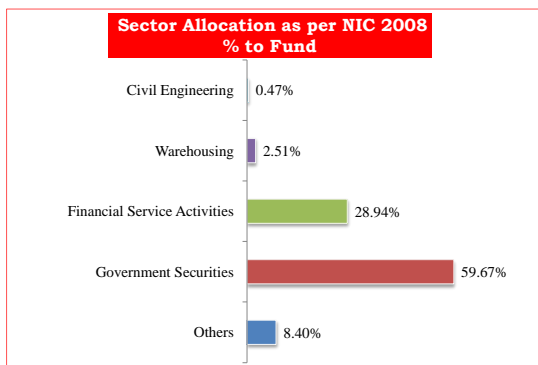
Debt Parameters	
Portfolio Yield (%)	5.98%
Avg Maturity (In Months)	77.96
Modified Duration (In Years)	4.81

AUM (₹ in Lakhs)

Equity	Debt	MMI & Others	Total
-	16,491.07	1,513.16	18,004.23

Fund Manager	No. Of Funds Managed		
	Equity Fund	Debt Fund	Balanced Fund
Mr Vineet Choraria	-	28	3

Asset Category	F&U Mandate	% of Actual
Money Market Insts	0% to 25%	4.67%
Public Deposits		
Govt. Securities	75% to 100%	91.60%
Corporate Bonds		
Equity	0%	0.00%
Net Current Assets	-	3.73%



Stable Managed Fund - Life - II as on May 31, 2021

Fund Objective : To generate optimal returns for investors through short term investments in high credit quality securities so as to keep interest rate risks low and provide safety of capital over the medium term horizon.

SFIN Code	: ULIF01620/02/08StableMFH101
Inception Date	: 20 Feb 2008
NAV	: 24.4851

Fund V/s Benchmark Performance		
Period	Returns (%)	Benchmark Returns (%)#
Inception	6.94%	7.63%
10 Years	6.90%	8.41%
7 Years	6.29%	7.98%
5 Years	5.81%	7.52%
3 Years	6.28%	7.60%
2 Years	5.55%	6.96%
1 Year	3.60%	5.74%
6 Months	1.18%	2.06%
1 Month	0.28%	0.37%

CRISIL Low Duration Debt Index
 Note: Returns over 1 year have been annualized. The benchmark index of the fund has been changed to CRISIL Low Duration Debt Index w.e.f December 30, 2020. Benchmark returns are computed basis the revised benchmark index.

Portfolio

Debentures / Bonds	% to Fund
National Thermal Power Corporation Ltd	7.53%
REC Limited	5.18%
Reliance Industries Ltd	3.74%
Hindalco Industries Ltd	1.35%
Total	17.81%

Government Securities	% to Fund
8.80% Tamil Nadu SDL Mat 25-Oct-2022	36.17%
8.48% Karnataka SDL Mat 17 Oct 2022	15.84%
4.52% Tamil Nadu SDL Mat 03-Jun-2022	9.70%
8.92% Tamil Nadu SDL Mat 08-Aug-2022	7.92%
7.42% Maharashtra SDL Mat 11-May-2022	6.92%
Total	76.56%

Deposits, Money Mkt Securities and Net Current Assets.	5.63%
---	--------------

Grand Total	100.00%
--------------------	----------------

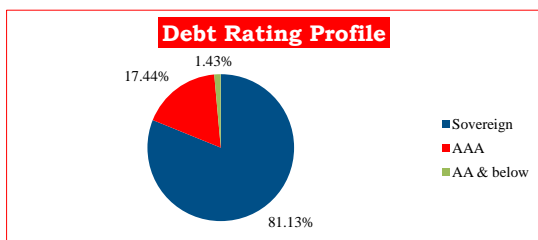
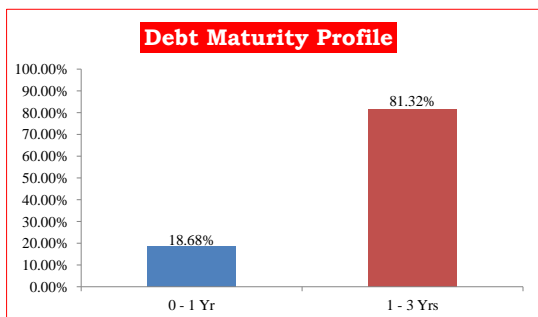
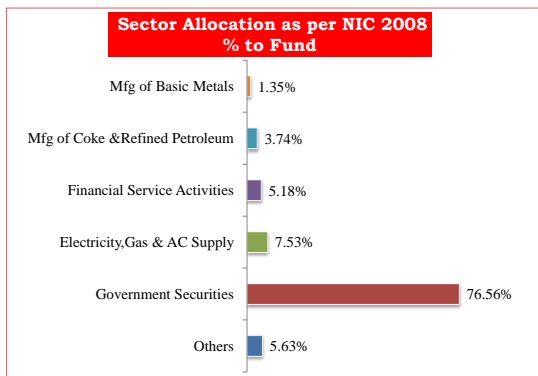
Debt Parameters	
Portfolio Yield (%)	4.20%
Avg Maturity (In Months)	14.27
Modified Duration (In Years)	1.11

AUM (in Lakhs)

Equity	Debt	MMI & Others	Total
-	4,400.54	262.58	4,663.12

Fund Manager	No. Of Funds Managed		
	Equity Fund	Debt Fund	Balanced Fund
Mr Kailash Lalwani	-	13	25

Asset Category	F&U Mandate	% of Actual
Money Market Insts		
Public Deposits	100%	100.00%
Govt. Securities		
Corporate Bonds		
Equity	0%	0.00%



Bond Opportunities Fund as on May 31, 2021

Fund Objective : To provide reasonable returns through investments in high credit quality debt instruments while maintaining an optimal level of interest rate risk.

SFIN Code	: ULIF03004/08/08BondOprtFd101
Inception Date	: 04 Aug 2008
NAV	: 24.105

Fund V/s Benchmark Performance		
Period	Returns (%)	Benchmark Returns (%)#
Inception	7.12%	8.39%
10 Years	7.09%	8.81%
7 Years	7.30%	9.16%
5 Years	6.88%	8.60%
3 Years	7.93%	9.95%
2 Years	7.17%	9.58%
1 Year	3.48%	6.24%
6 Months	0.24%	1.29%
1 Month	0.54%	0.59%

CRISIL Composite Bond Fund Index
Note: Returns over 1 year have been annualized.

Portfolio

Debentures / Bonds	% to Fund
Tata Steel Ltd	8.58%
IDFC First Bank Limited	8.44%
Housing Development Finance Corporation Ltd	6.13%
National Bank For Agriculture & Rural Development	5.66%
Total	28.81%

Government Securities	% to Fund
6.19% GOI Mat 16-Sep-2034	16.38%
8.28% Maharashtra SDL Mat 29-July-2025	11.89%
7.26% GOI Mat 14-Jan-2029	9.33%
7.27% GOI Mat 08-Apr-2026	8.20%
8.02% Tamil Nadu Uday Mat 22-Mar-2025	2.42%
7.91% Tamil Nadu Uday Mat 22-Mar-2024	2.41%
7.68% Tamil Nadu Uday Mat 22-Mar-2026	2.38%
7.90% Tamil Nadu Uday Mat 22-Mar-2027	2.37%
7.67% Tamil Nadu Uday Mat 22-Mar-2023	2.37%
7.57% GOI Mat 17-Jun-2033	1.10%
Total	58.84%

Deposits, Money Mkt Securities and Net Current Assets.	12.35%
---	---------------

Grand Total	100.00%
--------------------	----------------

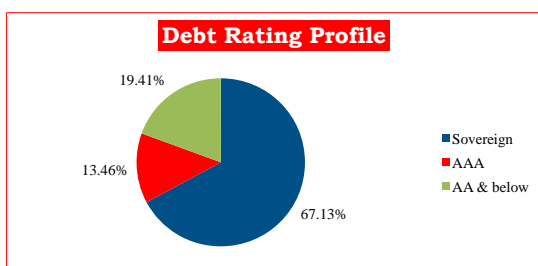
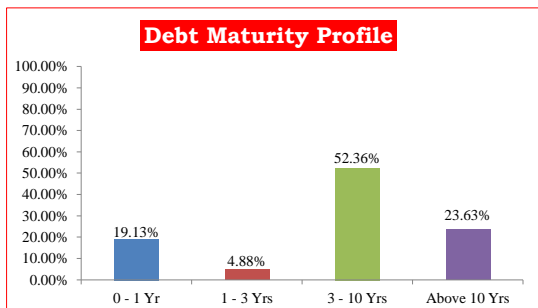
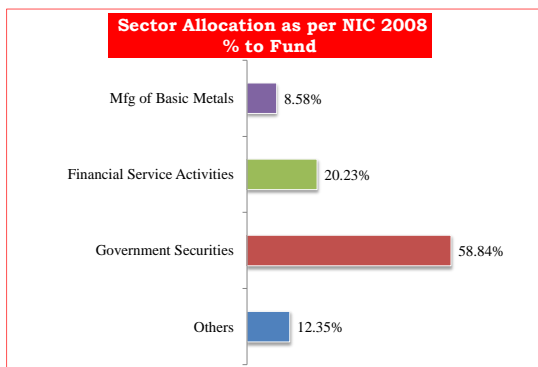
Debt Parameters	
Portfolio Yield (%)	5.83%
Avg Maturity (In Months)	73.39
Modified Duration (In Years)	4.44

AUM (₹ in Lakhs)

Equity	Debt	MMI & Others	Total
-	321.73	45.32	367.05

Fund Manager	No. Of Funds Managed		
	Equity Fund	Debt Fund	Balanced Fund
Mr Vineet Choraria	-	28	3

Asset Category	F&U Mandate	% of Actual
Money Market Insts	0% to 15%	10.30%
Public Deposits	0% to 5%	0.00%
Govt. Securities	50% to 60%	58.84%
Corporate Bonds	20% to 30%	28.81%
Equity	0%	0.00%
Net Current Assets	-	2.05%



Large Cap Fund as on May 31, 2021

Fund Objective : To generate long term capital appreciation from a diversified portfolio of pre-dominantly in large cap equity and equity related securities.

SFIN Code	: ULIF03204/08/08Large-CapF101
Inception Date	: 04 Aug 2008
NAV	: 37.6302

Fund V/s Benchmark Performance		
Period	Returns (%)	Benchmark Returns (%)#
Inception	10.68%	10.37%
10 Years	10.32%	10.86%
7 Years	11.37%	11.59%
5 Years	13.63%	13.81%
3 Years	13.00%	13.22%
2 Years	16.39%	14.32%
1 Year	57.48%	62.65%
6 Months	20.98%	20.15%
1 Month	6.31%	6.50%

Nifty 50

Note: Returns over 1 year have been annualized.

Portfolio

Equity	% to Fund
Reliance Industries Limited	8.16%
Hindustan Unilever Limited	7.82%
HDFC Bank Limited	6.63%
Infosys Limited	6.15%
ICICI Bank Limited	6.10%
Larsen & Toubro Limited	5.73%
Asian Paints (India) Ltd	5.29%
Tata Consultancy Services Limited	3.79%
Lupin Limited	3.65%
Bharti Airtel Ltd	2.94%
Tata Steel Limited	2.87%
ITC Limited	2.66%
Vedanta Ltd	2.26%
Cipla Limited	2.07%
Dr Reddys Laboratories Limited	2.06%
Maruti Suzuki India Ltd	1.99%
Kotak Mahindra Bank Limited	1.83%
Mahindra & Mahindra Ltd.	1.81%
Bajaj Finance Ltd	1.79%
HCL Technologies Limited	1.65%
Gas Authority of India Limited	1.58%
National Thermal Power Corporation Ltd.	1.58%
Wipro Limited	1.54%
Hindalco Industries Limited	1.40%
Power Grid Corporation of India Ltd	1.19%
Nestle India Limited	1.16%
Tata Motors Limited	1.16%
Bharat Petroleum Corporation Ltd	1.15%
Sun Pharmaceuticals Industries Limited	1.11%
UltraTech Cement Limited	1.08%
Tech Mahindra Limited	1.03%
Shree Cement Limited	1.02%
Titan Company Limited	0.97%
Dabur India Limited	0.92%
Eicher Motors Limited	0.92%
Hero Motocorp Limited	0.88%
Britannia Industries Ltd	0.87%
Pidlite Industries Limited	0.83%
Others	0.34%
Total	98.00%

Deposits, Money Mkt Securities and Net Current Assets.	2.00%
---	--------------

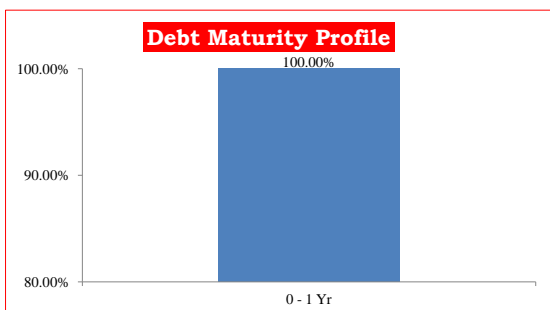
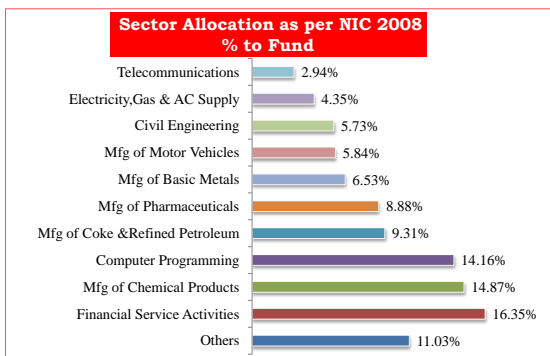
Grand Total	100.00%
--------------------	----------------

AUM (in Lakhs)

Equity	Debt	MMI & Others	Total
1,506.05	-	30.79	1,536.83

Fund Manager	No. Of Funds Managed		
	Equity Fund	Debt Fund	Balanced Fund
Mr Shailesh Dhamankar	3	-	10

Asset Category	F&U Mandate	% of Actual
Money Market Insts	0% to 5%	1.85%
Public Deposits	0%	0.00%
Govt. Securities	0%	0.00%
Corporate Bonds	0%	0.00%
Equity	95% to 100%	98.00%
Net Current Assets	-	0.15%



Manager's Fund as on May 31, 2021

Fund Objective : The Manager's Fund dynamically manages the asset allocation between equity and fixed income instruments to deliver higher returns through the equity exposure, combined with the stability of the fixed income exposure. The fund returns are likely to be volatile due to the market movements.

SFIN Code	: ULIF03304/08/08ManagerFnd101
Inception Date	: 04 Aug 2008
NAV	: 37.2606

Fund V/s Benchmark Performance		
Period	Returns (%)	Benchmark Returns (%)/#
Inception	10.68%	N/A
10 Years	9.70%	N/A
7 Years	10.98%	N/A
5 Years	10.97%	N/A
3 Years	10.04%	N/A
2 Years	13.31%	N/A
1 Year	42.19%	N/A
6 Months	14.80%	N/A
1 Month	3.70%	N/A

#NA
Note: Returns over 1 year have been annualized.

Portfolio

Equity	% to Fund
HDFC Bank Limited	6.30%
Infosys Limited	5.29%
ICICI Bank Limited	3.48%
Divis Laboratories Ltd.	3.33%
Hindustan Unilever Limited	2.90%
Larsen & Toubro Infotech Limited	2.10%
Bajaj Holdings & Investment Limited	2.09%
Cholamandalam Investment & Finance Company Ltd	2.04%
Tata Power Co. Ltd	1.94%
ITC Limited	1.94%
Crompton Greaves Consumer Electricals Ltd	1.85%
Kotak Mahindra Bank Limited	1.84%
Shriram Transport Finance Company Ltd	1.68%
Mahindra & Mahindra Financial Services Limited	1.47%
Tata Steel Limited	1.44%
Tata Consultancy Services Limited	1.26%
The Ramco Cements Ltd	1.21%
Steel Authority of India Ltd	1.21%
Dr Reddys Laboratories Limited	1.14%
Balkrishna Industries Ltd.	1.11%
HCL Technologies Limited	1.11%
Bharat Forge Ltd	1.06%
Bajaj Finance Ltd	1.05%
Cipla Limited	1.03%
Voltas Ltd	1.01%
Maruti Suzuki India Ltd	0.98%
UltraTech Cement Limited	0.97%
Bharti Airtel Ltd	0.92%
Titan Company Limited	0.88%
Tata Consumer Products Limited	0.84%
Berger Paints India Ltd	0.83%
Torrent Pharmaceuticals Limited	0.81%
TVS Motors Co Ltd.	0.80%
Mahindra & Mahindra Ltd.	0.64%
Hindalco Industries Limited	0.64%
Nestle India Limited	0.62%
Vedanta Ltd	0.59%
National Thermal Power Corporation Ltd.	0.59%
Tech Mahindra Limited	0.57%
Power Grid Corporation of India Ltd	0.56%
P & G Hygiene & Health Care Ltd	0.56%
Alkem Laboratories Ltd	0.55%
Endurance Technologies Ltd	0.53%
Sun Pharmaceuticals Industries Limited	0.52%
Adani Port & Special Economic Zone Ltd	0.51%
Oracle Financial Services Software Limited	0.50%
Others	7.68%
Total	72.96%

Debentures / Bonds	% to Fund
Housing Development Finance Corporation Ltd	1.04%
Tata Steel Ltd	0.96%
Mahindra and Mahindra Financial Services Ltd	0.50%
Sikka Ports And Terminals	0.49%
IDFC First Bank Limited	0.47%
Total	3.46%

Government Securities	% to Fund
7.32% GOI Mat 28-Jan-2024	12.00%
6.84% GOI Mat 19-Dec-2022	3.83%
8.28% Maharashtra SDL Mat 29-July-2025	3.01%
6.35% Oil Bond Mat 23-Dec-2024	1.83%
6.64% GOI Mat 16-Jun-2035	0.92%
Total	21.58%

Deposits, Money Mkt Securities and Net Current Assets.	1.99%
---	--------------

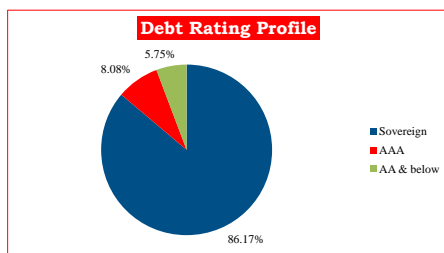
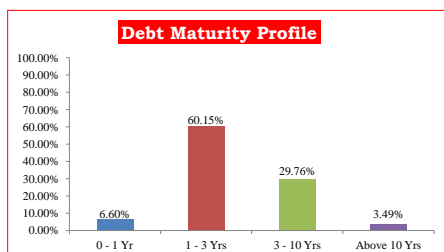
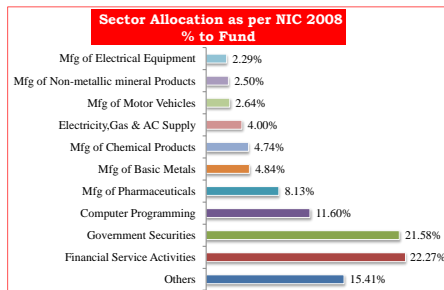
Grand Total	100.00%
--------------------	----------------

Debt Parameters	
Portfolio Yield (%)	5.00%
Avg Maturity (In Months)	40.74
Modified Duration (In Years)	2.76

AUM (in Lakhs)			
Equity	Debt	MMI & Others	Total
1,586.64	544.64	43.24	2,174.52

Fund Manager	No. Of Funds Managed		
	Equity Fund	Debt Fund	Balanced Fund
Mr Shailesh Dhamanka	3	-	10
Mr Vineet Choraria	-	28	3

Asset Category	F&U Mandate	% of Actual
Money Market Insts	0% to 25%	1.26%
Public Deposits		
Govt. Securities	5% to 65%	25.05%
Corporate Bonds		
Large Cap Equities	10% to 45%	46.76%
Mid Cap Equities	10% to 45%	26.20%
Net Current Assets	-	0.73%



Mid Cap Fund as on May 31, 2021

Fund Objective : To generate long term capital appreciation from a diversified portfolio of pre-dominantly in mid cap equity and equity related securities.

SFIN Code	: ULIF03104/08/08Mid-capFnd101
Inception Date	: 04 Aug 2008
NAV	: 55.6936

Fund V/s Benchmark Performance		
Period	Returns (%)	Benchmark Returns (%)#
Inception	14.10%	10.94%
10 Years	11.51%	12.15%
7 Years	13.30%	14.43%
5 Years	10.61%	13.87%
3 Years	5.65%	10.76%
2 Years	11.93%	20.05%
1 Year	61.70%	83.72%
6 Months	19.63%	28.64%
1 Month	5.52%	7.12%

BSE Mid Cap Index
Note: Returns over 1 year have been annualized.

Portfolio

Equity	% to Fund
Apollo Hospitals Enterprise Limited	8.88%
Info Edge (India) Limited	7.50%
ICICI Securities Limited	6.88%
Crompton Greaves Consumer Electricals Ltd	6.76%
Tata Power Co. Ltd	5.90%
Bajaj Holdings & Investment Limited	5.20%
Alkem Laboratories Ltd	4.95%
Container Corporation of India Ltd	4.80%
Glaxo Smithkline Pharma Limited	4.58%
The Indian Hotels Company Ltd	4.24%
The Ramco Cements Ltd	3.77%
TVS Motors Co Ltd.	3.57%
Gillette India Ltd	3.08%
United Breweries Limited	3.03%
LIC Housing Finance Limited	2.89%
Endurance Technologies Ltd	2.64%
MRF Ltd.	2.51%
ABB India Ltd	2.38%
Mphasis Limited	2.21%
Bharat Forge Ltd	2.16%
Larsen & Toubro Infotech Limited	2.14%
P I Industries Limited	2.09%
Page Industries Ltd	2.05%
Cummins India Ltd.	1.42%
P & G Hygiene & Health Care Ltd	1.12%
Aditya Birla Fashion & Retail Limited	0.78%
Oil India Limited	0.74%
Mahindra & Mahindra Financial Services Limited	0.67%
Others	0.07%
Total	99.01%

Deposits, Money Mkt Securities and Net Current Assets.	0.99%
---	--------------

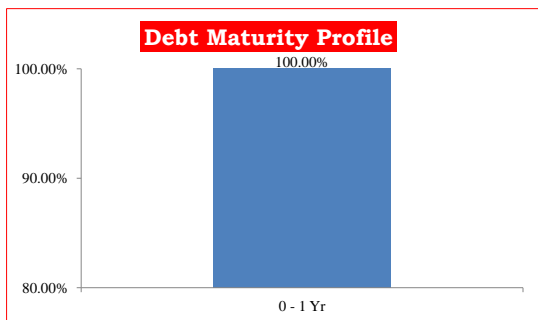
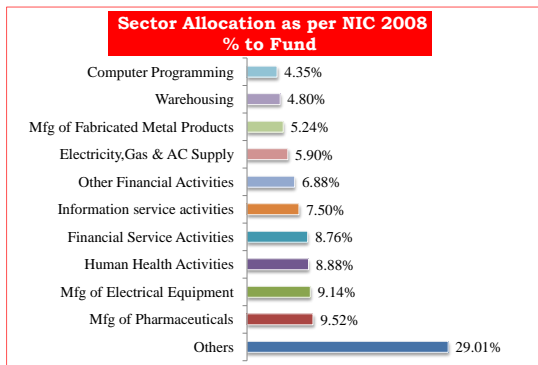
Grand Total	100.00%
--------------------	----------------

AUM (in Lakhs)

Equity	Debt	MMI & Others	Total
593.37	-	5.92	599.29

Fund Manager	No. Of Funds Managed		
	Equity Fund	Debt Fund	Balanced Fund
Mr Priyank Singhal	9	-	-

Asset Category	F&U Mandate	% of Actual
Money Market Insts	0% to 5%	0.83%
Public Deposits	0%	0.00%
Govt. Securities	0%	0.00%
Corporate Bonds	0%	0.00%
Equity	95% to 100%	99.01%
Net Current Assets	-	0.16%



Money Plus Fund as on May 31, 2021

Fund Objective : To generate optimal returns from investments biased to the highest credit quality at the short end of the yield curve, such that interest rate risks and credit risks are low.

SFIN Code	: ULIF02904/08/08MoneyPlusF101
Inception Date	: 04 Aug 2008
NAV	: 20.5203

Fund V/s Benchmark Performance		
Period	Returns (%)	Benchmark Returns (%)#
Inception	5.76%	7.15%
10 Years	5.61%	7.44%
7 Years	5.38%	6.87%
5 Years	4.87%	6.27%
3 Years	5.20%	5.84%
2 Years	4.49%	4.90%
1 Year	2.42%	3.80%
6 Months	0.80%	1.78%
1 Month	0.19%	0.29%

CRISIL Liquid Fund Index
Note: Returns over 1 year have been annualized.

Portfolio	
Government Securities	% to Fund
8.08% GOI Mat 02-Aug-2022	83.63%
Total	83.63%

Deposits, Money Mkt Securities and Net Current Assets.	16.37%
---	---------------

Grand Total	100.00%
--------------------	----------------

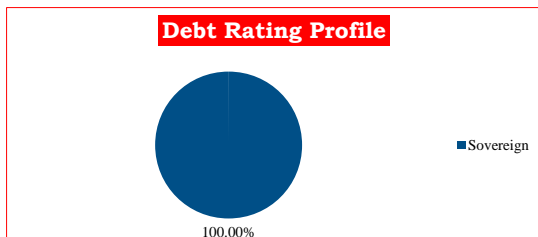
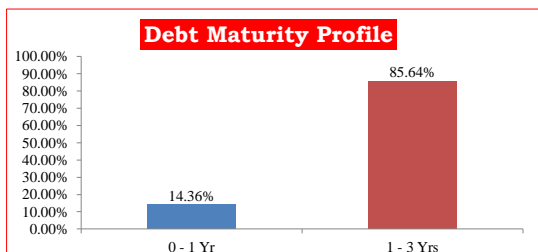
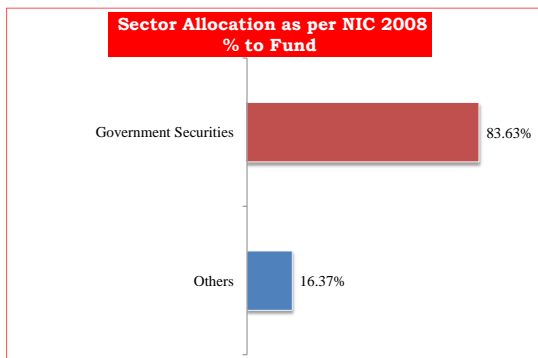
Debt Parameters	
Portfolio Yield (%)	3.89%
Avg Maturity (In Months)	12.06
Modified Duration (In Years)	0.94

AUM (in Lakhs)

Equity	Debt	MMI & Others	Total
-	371.41	72.72	444.13

Fund Manager	No. Of Funds Managed		
	Equity Fund	Debt Fund	Balanced Fund
Mr Vineet Choraria	-	28	3

Asset Category	F&U Mandate	% of Actual
Money Market Insts	0% to 30%	14.02%
Public Deposits	0% to 20%	0.00%
Govt. Securities	40% to 100%	83.63%
Corporate Bonds	0% to 10%	0.00%
Equity	0%	0.00%
Net Current Assets	-	2.36%



Balanced Managed Fund - Pension - II as on May 31, 2021

Fund Objective : To generate long term capital appreciation along with current income from a combined portfolio of equity and debt market instruments. The equity exposure will be between 30%-60%.

SFIN Code	: ULIF02608/10/08BalncdMFII101
Inception Date	: 08 Oct 2008
NAV	: 41.1734

Fund V/s Benchmark Performance		
Period	Returns (%)	Benchmark Returns (%)#
Inception	12.20%	10.45%
10 Years	10.59%	9.74%
7 Years	11.28%	10.25%
5 Years	11.39%	10.96%
3 Years	10.40%	11.20%
2 Years	11.56%	11.85%
1 Year	29.21%	31.85%
6 Months	8.82%	10.27%
1 Month	3.25%	3.32%

45% BSE -100 55% CRISIL Composite Bond Fund Index
Note: Returns over 1 year have been annualized.

Portfolio

Equity	% to Fund
HDFC Bank Limited	5.24%
Reliance Industries Limited	4.85%
ICICI Bank Limited	4.36%
Infosys Limited	4.11%
Tata Consultancy Services Limited	2.27%
Kotak Mahindra Bank Limited	1.94%
Bajaj Finance Ltd	1.73%
Larsen & Toubro Limited	1.58%
Hindustan Unilever Limited	1.56%
Axis Bank Limited	1.47%
Bharti Airtel Ltd	1.23%
Asian Paints (India) Ltd	1.18%
Tata Steel Limited	1.13%
ITC Limited	0.93%
Mahindra & Mahindra Ltd.	0.93%
UltraTech Cement Limited	0.87%
Maruti Suzuki India Ltd	0.87%
Dr Reddys Laboratories Limited	0.86%
Cipla Limited	0.75%
State Bank of India	0.72%
Bharat Petroleum Corporation Ltd	0.72%
Titan Company Limited	0.65%
Eicher Motors Limited	0.60%
Grasim Industries Limited	0.52%
Supreme Industries Ltd	0.51%
Others	5.40%
Total	47.00%

Debentures / Bonds	% to Fund
Housing Development Finance Corporation Ltd	2.87%
Power Grid Corporation of India Ltd	2.72%
LIC Housing Finance Ltd	2.62%
Indian Railway Finance Corporation Ltd	2.05%
IDFC First Bank Limited	1.85%
HDB Financial Services Ltd	1.82%
IOT Utkal Energy Services Limited	1.80%
State Bank of India	1.55%
Mahindra and Mahindra Financial Services Ltd	1.16%
Bajaj Finance Ltd	0.96%
Others	7.06%
Total	26.47%

Government Securities	% to Fund
6.64% GOI Mat 16-Jun-2035	4.64%
7.17% GOI Mat 08-Jan-2028	3.63%
7.27% GOI Mat 08-Apr-2026	2.63%
6.45% GOI Mat 07-Oct-2029	1.68%
5.85% GOI Mat 01-Dec-2030	1.43%
8.00% Oil Bond Mat 23-Mar-2026	1.25%
6.57% Maharashtra SDL Mat 03-Jun-2031	1.14%
7.20% Maharashtra SDL Mat 09-Aug-2027	1.07%
7.38% Karnataka SDL Mat 27-Sep-2027	0.80%
6.97% GOI Mat 06-Sep-2026	0.56%
Others	4.16%
Total	22.99%

Deposits, Money Mkt Securities and Net Current Assets.	3.55%
---	--------------

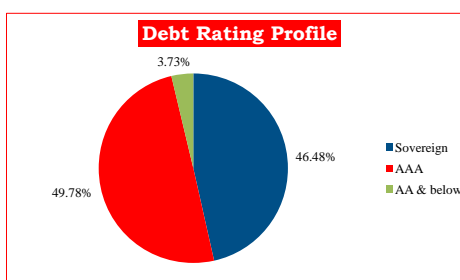
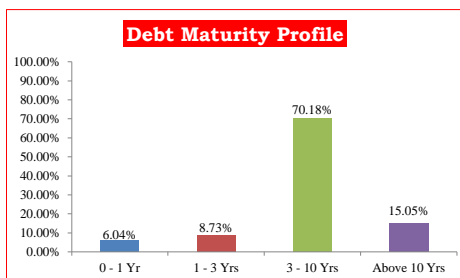
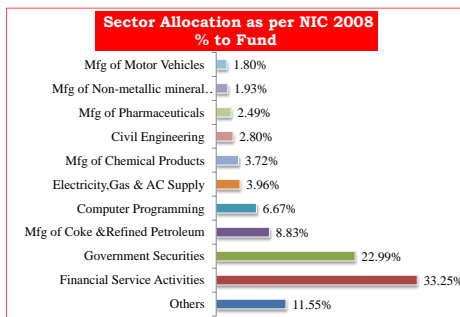
Grand Total	100.00%
--------------------	----------------

Debt Parameters	
Portfolio Yield (%)	5.97%
Avg Maturity (In Months)	76.85
Modified Duration (In Years)	4.74

AUM (in Lakhs)			
Equity	Debt	MMI & Others	Total
8,291.56	8,725.71	625.94	17,643.22

Fund Manager	No. Of Funds Managed		
	Equity Fund	Debt Fund	Balanced Fund
Mr Kailash Lalwani	-	13	25
Mr Nishit Dholakia	3	-	13

Asset Category	F&U Mandate	% of Actual
Money Market Insts	0% to 20%	2.34%
Public Deposits		
Govt. Securities	20% to 70%	49.46%
Corporate Bonds		
Equity	30% to 60%	47.00%
Net Current Assets	-	1.21%



Defensive Managed Fund - Pension - II as on May 31, 2021

Fund Objective : To enhance long term returns for a portfolio predominantly invested in fixed income securities by taking a moderate to medium exposure to equity and equity related securities. The equity exposure will be between 15%-30%.

SFIN Code	: ULIF02508/10/08DefnsyFdIII01
Inception Date	: 08 Oct 2008
NAV	: 33.8241

Fund V/s Benchmark Performance		
Period	Returns (%)	Benchmark Returns (%)#
Inception	10.22%	9.44%
10 Years	9.62%	9.27%
7 Years	9.76%	9.70%
5 Years	9.92%	9.78%
3 Years	10.09%	10.58%
2 Years	10.27%	10.71%
1 Year	16.22%	19.04%
6 Months	4.88%	5.78%
1 Month	2.01%	1.96%

22.5% BSE-100 77.5% CRISIL Composite Bond Fund Index
Note: Returns over 1 year have been annualized.

Portfolio	
Equity	% to Fund
HDFC Bank Limited	2.64%
Reliance Industries Limited	2.36%
ICICI Bank Limited	2.17%
Infosys Limited	1.99%
Tata Consultancy Services Limited	1.10%
Kotak Mahindra Bank Limited	0.99%
Bajaj Finance Ltd	0.96%
Hindustan Unilever Limited	0.83%
Larsen & Toubro Limited	0.76%
Axis Bank Limited	0.72%
Bharti Airtel Ltd	0.57%
ITC Limited	0.56%
Tata Steel Limited	0.53%
Asian Paints (India) Ltd	0.53%
Others	6.46%
Total	23.15%

Debentures / Bonds	% to Fund
Indian Railway Finance Corporation Ltd	5.12%
Power Grid Corporation of India Ltd	4.56%
LIC Housing Finance Ltd	3.54%
IOT Utkal Energy Services Limited	3.34%
Housing Development Finance Corporation Ltd	2.99%
State Bank of India	2.80%
Shriram City Union Finance Ltd	2.61%
National Bank For Agriculture & Rural Development	1.93%
Bajaj Finance Ltd	1.55%
ICICI Securities Primary Dealership Ltd	1.52%
Others	11.06%
Total	41.01%

Government Securities	% to Fund
7.17% GOI Mat 08-Jan-2028	5.08%
6.64% GOI Mat 16-Jun-2035	4.99%
7.27% GOI Mat 08-Apr-2026	3.88%
6.45% GOI Mat 07-Oct-2029	3.45%
7.20% Maharashtra SDL Mat 09-Aug-2027	2.94%
5.85% GOI Mat 01-Dec-2030	2.02%
6.19% GOI Mat 16-Sep-2034	1.31%
7.38% Karnataka SDL Mat 27-Sep-2027	1.08%
6.97% GOI Mat 06-Sep-2026	0.99%
8.16% Gujarat SDL Mat 30-Jan-2029	0.71%
Others	5.12%
Total	31.58%

Deposits, Money Mkt Securities and Net Current Assets.	4.26%
---	--------------

Grand Total	100.00%
--------------------	----------------

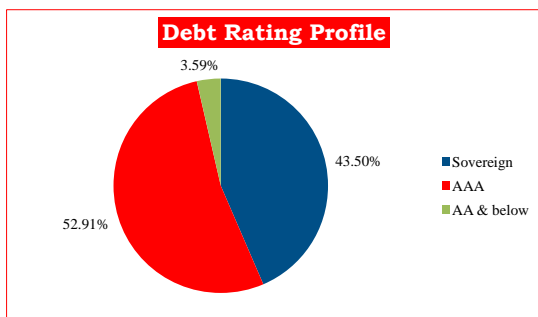
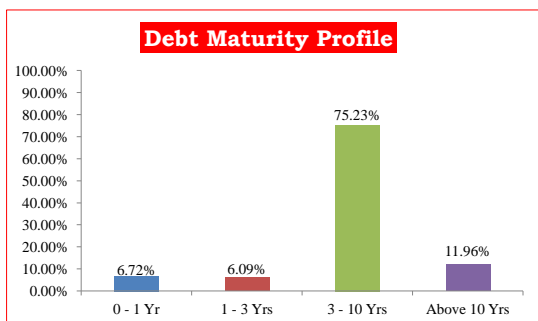
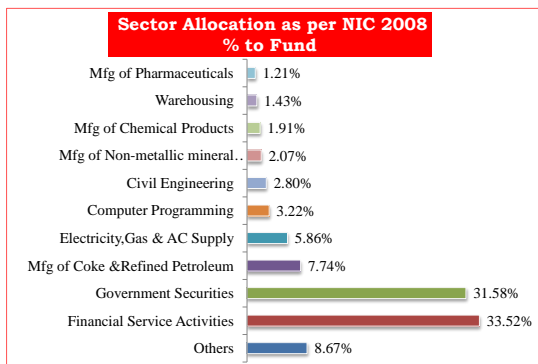
Debt Parameters	
Portfolio Yield (%)	5.96%
Avg Maturity (In Months)	73.57
Modified Duration (In Years)	4.68

AUM (in Lakhs)

Equity	Debt	MMI & Others	Total
848.80	2,661.17	156.30	3,666.27

Fund Manager	No. Of Funds Managed		
	Equity Fund	Debt Fund	Balanced Fund
Mr Kailash Lalwani	-	13	25
Mr Nishit Dholakia	3	-	13

Asset Category	F&U Mandate	% of Actual
Money Market Insts	0% to 20%	2.71%
Public Deposits		
Govt. Securities	50% to 85%	72.59%
Corporate Bonds		
Equity	15% to 30%	23.15%
Net Current Assets	-	1.56%



Equity Managed Fund - Pension - II as on May 31, 2021

Fund Objective : To achieve long term capital appreciation by investing pre-dominantly in equity and equity related securities and balancing it by shifting assets to the fixed income securities depending on the fund manager's views. The minimum allocation to equity will be 60%.

SFIN Code	: ULIF02708/10/08EquityMFH101
Inception Date	: 08 Oct 2008
NAV	: 47.6827

Fund V/s Benchmark Performance		
Period	Returns (%)	Benchmark Returns (%)#
Inception	13.82%	12.94%
10 Years	11.42%	10.87%
7 Years	12.78%	11.59%
5 Years	13.86%	13.84%
3 Years	12.64%	12.74%
2 Years	15.20%	14.62%
1 Year	60.98%	63.15%
6 Months	19.34%	21.24%
1 Month	6.43%	6.66%

BSE-100

Note: Returns over 1 year have been annualized. The benchmark index of the fund has been changed to BSE100 w.e.f June 14, 2018. Benchmark returns are computed basis the revised benchmark index.

Portfolio

Equity	% to Fund
HDFC Bank Limited	8.34%
Infosys Limited	7.66%
Reliance Industries Limited	7.27%
ICICI Bank Limited	5.97%
Kotak Mahindra MF - Kotak Banking ETF - Dividend Payout Option	4.92%
Tata Consultancy Services Limited	3.43%
Hindustan Unilever Limited	3.36%
Nippon India ETF Bank Bees	3.03%
Larsen & Toubro Limited	2.79%
Bharti Airtel Ltd	2.73%
Kotak Mahindra Bank Limited	2.47%
Axis Bank Limited	2.32%
ICICI Prudential Private Banks ETF	2.02%
ITC Limited	2.01%
Asian Paints (India) Ltd	1.83%
Maruti Suzuki India Ltd	1.69%
Mahindra & Mahindra Ltd.	1.67%
Bajaj Finance Ltd	1.63%
UltraTech Cement Limited	1.47%
Dr Reddys Laboratories Limited	1.40%
ICICI Prudential IT ETF	1.27%
Tata Steel Limited	1.19%
Nestle India Limited	1.07%
Lupin Limited	1.05%
Tech Mahindra Limited	0.95%
Bharat Petroleum Corporation Ltd	0.94%
HCL Technologies Limited	0.90%
Divis Laboratories Ltd.	0.87%
Wipro Limited	0.82%
Cipla Limited	0.80%
Hindalco Industries Limited	0.80%
Titan Company Limited	0.70%
National Thermal Power Corporation Ltd.	0.69%
Bajaj Finserv Ltd	0.67%
Vedanta Ltd	0.66%
Hindustan Petroleum Corporation Ltd.	0.64%
Housing Devt Finance Corpn Limited	0.59%
GLAND PHARMA LIMITED	0.58%
SBI Life Insurance Company Limited	0.56%
Eicher Motors Limited	0.50%
Others	14.71%
Total	98.98%

Deposits, Money Mkt Securities and Net Current Assets.	1.02%
---	--------------

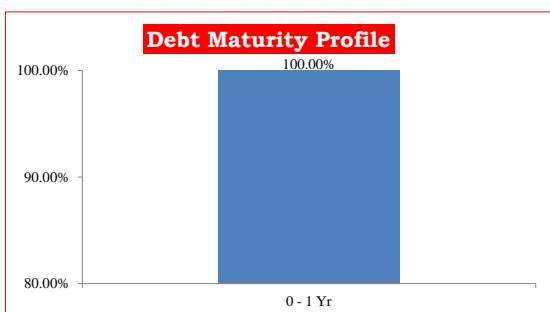
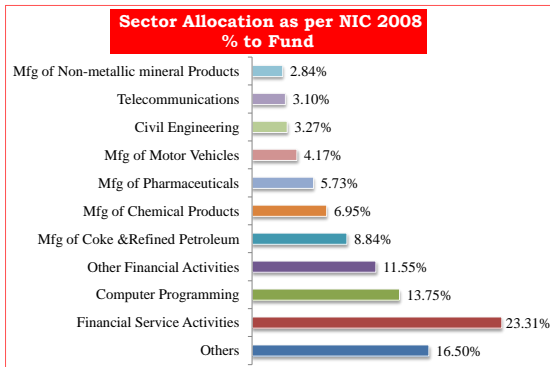
Grand Total	100.00%
--------------------	----------------

AUM (in Lakhs)

Equity	Debt	MMF & Others	Total
26,061.65	-	269.70	26,331.35

Fund Manager	No. Of Funds Managed		
	Equity Fund	Debt Fund	Balanced Fund
Mr Shailesh Dhamankar	3	-	10
Mr Kailash Lalwani	-	13	25

Asset Category	F&U Mandate	% of Actual
Money Market Insts	0% to 15%	0.97%
Public Deposits		
Govt. Securities	0% to 40%	0.00%
Corporate Bonds		
Equity	60% to 100%	98.98%
Net Current Assets	-	0.05%



Growth Fund - Pension - II as on May 31, 2021

Fund Objective : To generate long term capital appreciation from a diversified portfolio of equity and equity related securities.

SFIN Code	: ULIF02808/10/08GrwthFndII101
Inception Date	: 08 Oct 2008
NAV	: 54.2872

Fund V/s Benchmark Performance		
Period	Returns (%)	Benchmark Returns (%)#
Inception	14.95%	12.94%
10 Years	11.60%	10.87%
7 Years	12.66%	11.59%
5 Years	14.21%	13.84%
3 Years	12.99%	12.74%
2 Years	16.17%	14.62%
1 Year	62.74%	63.15%
6 Months	19.18%	21.24%
1 Month	6.33%	6.66%

BSE-100

Note: Returns over 1 year have been annualized.

Portfolio

Equity	% to Fund
ICICI Bank Limited	8.06%
Infosys Limited	7.92%
Reliance Industries Limited	6.87%
HDFC Bank Limited	6.30%
ICICI Prudential Private Banks ETF	4.88%
Axis Bank Limited	4.18%
Hindustan Unilever Limited	3.85%
Tata Consultancy Services Limited	3.13%
Bharti Airtel Ltd	3.12%
Larsen & Toubro Limited	3.12%
Dr Reddys Laboratories Limited	2.56%
Nippon India ETF Bank Bees	2.47%
Maruti Suzuki India Ltd	2.38%
Kotak Mahindra MF - Kotak Banking ETF - Dividend Payout Option	2.22%
Mahindra & Mahindra Ltd.	2.08%
UltraTech Cement Limited	2.01%
Bajaj Finance Ltd	1.98%
SBI-ETF Nifty Bank	1.95%
Asian Paints (India) Ltd	1.90%
Tata Steel Limited	1.87%
Kotak Mahindra Bank Limited	1.86%
Nestle India Limited	1.29%
National Thermal Power Corporation Ltd.	1.28%
HCL Technologies Limited	1.26%
Tech Mahindra Limited	1.16%
ITC Limited	1.12%
Bharat Petroleum Corporation Ltd	1.02%
Lupin Limited	0.95%
Crompton Greaves Consumer Electricals Ltd	0.85%
ICICI Prudential IT ETF	0.77%
Shree Cement Limited	0.66%
Godrej Consumer Products Limited	0.58%
SBI Life Insurance Company Limited	0.56%
ICICI Prudential Life Insurance Company Limited	0.55%
Bayer CropScience Ltd.	0.53%
Housing Devt Finance Corpn Limited	0.53%
Pfizer Limited	0.51%
Others	11.22%
Total	99.58%

Deposits, Money Mkt Securities and Net Current Assets.	0.42%
---	--------------

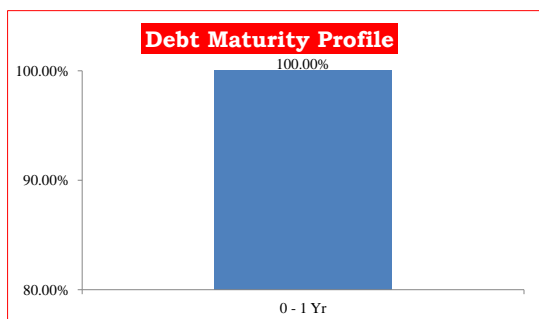
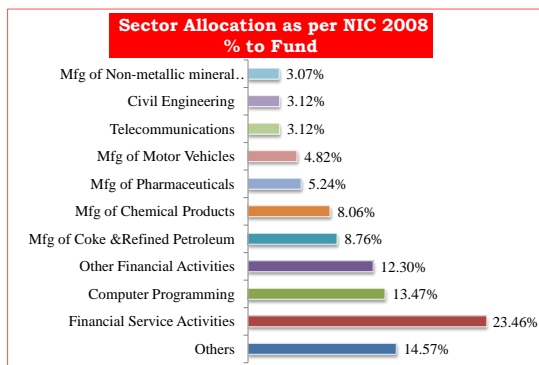
Grand Total	100.00%
--------------------	----------------

AUM (in Lakhs)

Equity	Debt	MMI & Others	Total
1,26,209.10	-	534.64	1,26,743.74

Fund Manager	No. Of Funds Managed		
	Equity Fund	Debt Fund	Balanced Fund
Mr Priyank Singhal	9	-	-

Asset Category	F&U Mandate	% of Actual
Money Market Insts	0% to 10%	0.14%
Public Deposits		
Govt. Securities	0%	0.00%
Corporate Bonds		
Equity	90% to 100%	99.58%
Net Current Assets	-	0.28%



Liquid Fund - Pension - II as on May 31, 2021

Fund Objective : To deliver returns linked to Money Market levels with minimal interest rate risk and minimal credit risk so as to provide a high level of safety of capital.

SFIN Code	: ULIF02208/10/08LiquidFdIII101
Inception Date	: 08 Oct 2008
NAV	: 22.545

Fund V/s Benchmark Performance		
Period	Returns (%)	Benchmark Returns (%)#
Inception	6.62%	7.13%
10 Years	6.23%	7.44%
7 Years	5.42%	6.87%
5 Years	4.67%	6.27%
3 Years	4.28%	5.84%
2 Years	3.71%	4.90%
1 Year	2.53%	3.80%
6 Months	1.11%	1.78%
1 Month	0.18%	0.29%

CRISIL Liquid Fund Index
Note: Returns over 1 year have been annualized.

Portfolio

Deposits, Money Mkt Securities and Net Current Assets.	100.00%
---	----------------

Grand Total	100.00%
--------------------	----------------

Debt Parameters

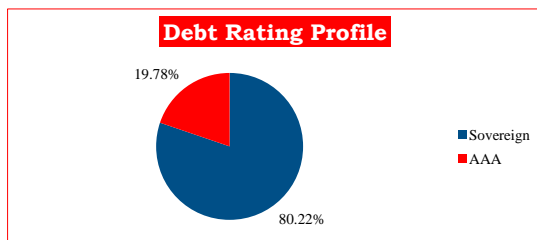
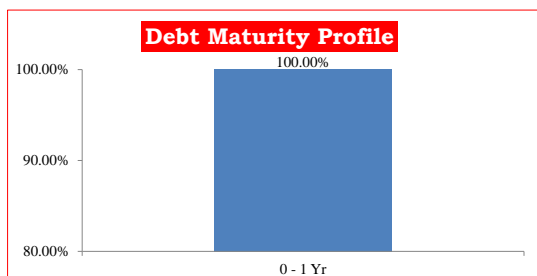
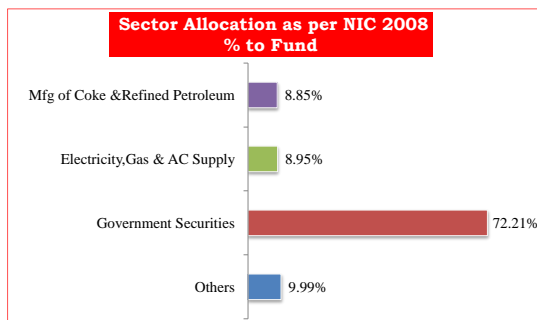
Portfolio Yield (%)	3.58%
Avg Maturity (In Months)	5.74
Modified Duration (In Years)	0.48

AUM (in Lakhs)

Equity	Debt	MMI & Others	Total
-	-	2,539.64	2,539.64

Fund Manager	No. Of Funds Managed		
	Equity Fund	Debt Fund	Balanced Fund
Mr Vineet Choraria	-	28	3

Asset Category	F&U Mandate	% of Actual
Money Market Insts	100%	100.00%
Public Deposits		
Govt. Securities	0%	0.00%
Corporate Bonds		
Equity	0%	0.00%



Secured Managed Fund - Pension - II as on May 31, 2021

Fund Objective : To provide reasonable returns through investments in high credit quality debt instruments while maintaining an optimal level of interest rate risk.

SFIN Code	: ULIF02408/10/08SecureMFII101
Inception Date	: 08 Oct 2008
NAV	: 28.2158

Fund V/s Benchmark Performance		
Period	Returns (%)	Benchmark Returns (%)#
Inception	8.46%	8.42%
10 Years	8.56%	8.81%
7 Years	8.52%	9.16%
5 Years	7.97%	8.60%
3 Years	8.96%	9.95%
2 Years	8.03%	9.58%
1 Year	4.42%	6.24%
6 Months	0.76%	1.29%
1 Month	0.65%	0.59%

CRISIL Composite Bond Fund Index
Note: Returns over 1 year have been annualized.

Portfolio

Debentures / Bonds	% to Fund
Housing Development Finance Corporation Ltd	5.93%
State Bank of India	4.55%
IDFC First Bank Limited	3.62%
Sundaram Finance Ltd	2.61%
Sikka Ports And Terminals	1.65%
Bajaj Finance Ltd	1.63%
HDB Financial Services Ltd	1.48%
ICICI Bank Ltd	1.35%
Mahindra and Mahindra Financial Services Ltd	1.09%
International Finance Corporation	0.93%
Others	1.99%
Total	26.83%

Government Securities	% to Fund
6.64% GOI Mat 16-Jun-2035	8.37%
6.79% GOI Mat 15-May-2027	6.83%
7.17% GOI Mat 08-Jan-2028	6.04%
6.79% GOI Mat 26-Dec-2029	6.01%
7.26% GOI Mat 14-Jan-2029	4.28%
6.97% GOI Mat 06-Sep-2026	3.57%
7.59% GOI Mat 11-Jan-2026	3.18%
5.85% GOI Mat 01-Dec-2030	2.85%
8.00% Oil Bond Mat 23-Mar-2026	2.45%
7.04% Gujarat SDL Mat 07-Aug-2026	1.80%
Others	15.61%
Total	60.98%

Deposits, Money Mkt Securities and Net Current Assets.	12.19%
---	---------------

Grand Total	100.00%
--------------------	----------------

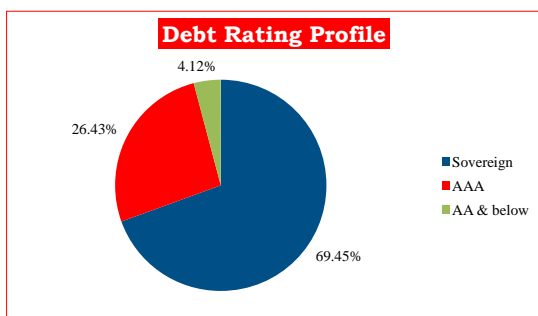
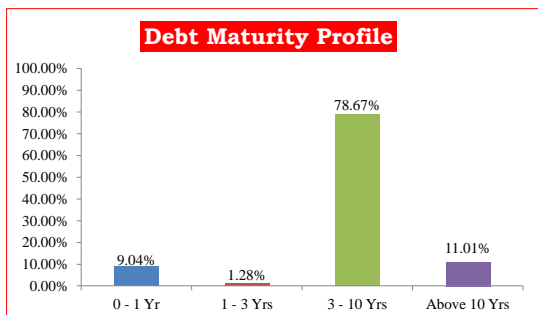
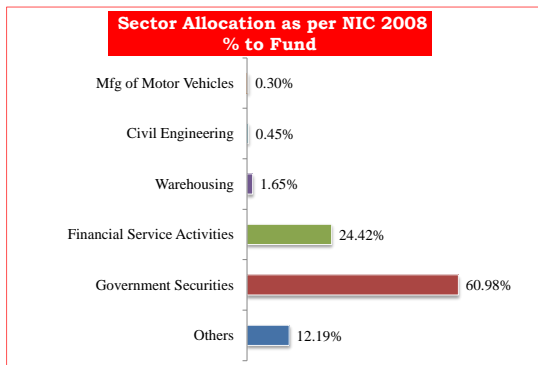
Debt Parameters	
Portfolio Yield (%)	5.89%
Avg Maturity (In Months)	75.99
Modified Duration (In Years)	4.70

AUM (in Lakhs)

Equity	Debt	MMI & Others	Total
-	6,117.35	849.30	6,966.65

Fund Manager	No. Of Funds Managed		
	Equity Fund	Debt Fund	Balanced Fund
Mr Vineet Choraria	-	28	3

Asset Category	F&U Mandate	% of Actual
Money Market Insts	0% to 25%	8.73%
Public Deposits		
Govt. Securities	75% to 100%	87.81%
Corporate Bonds		
Equity	0%	0.00%
Net Current Assets	-	3.46%



Stable Managed Fund -Pension - II as on May 31, 2021

Fund Objective : To generate optimal returns for investors through short term investments in high credit quality securities so as to keep interest rate risks low and provide safety of capital over the medium term horizon.

SFIN Code	: ULIF02308/10/08StableMFH101
Inception Date	: 08 Oct 2008
NAV	: 23.4573

Fund V/s Benchmark Performance		
Period	Returns (%)	Benchmark Returns (%)#
Inception	6.95%	7.65%
10 Years	6.93%	8.41%
7 Years	6.30%	7.98%
5 Years	5.85%	7.52%
3 Years	6.29%	7.60%
2 Years	5.59%	6.96%
1 Year	3.56%	5.74%
6 Months	1.15%	2.06%
1 Month	0.28%	0.37%

CRISIL Low Duration Debt Index
 Note: Returns over 1 year have been annualized. The benchmark index of the fund has been changed to CRISIL Low Duration Debt Index w.e.f December 30, 2020. Benchmark returns are computed basis the revised benchmark index.

Portfolio

Debentures / Bonds	% to Fund
National Thermal Power Corporation Ltd	9.62%
REC Limited	7.84%
Total	17.46%

Government Securities	% to Fund
8.80% Tamil Nadu SDL Mat 25-Oct-2022	41.36%
8.48% Karnataka SDL Mat 17 Oct 2022	17.05%
8.92% Tamil Nadu SDL Mat 08-Aug-2022	8.52%
7.42% Maharashtra SDL Mat 11-May-2022	7.46%
4.52% Tamil Nadu SDL Mat 03-Jun-2022	5.00%
Total	79.39%

Deposits, Money Mkt Securities and Net Current Assets.	3.15%
---	--------------

Grand Total	100.00%
--------------------	----------------

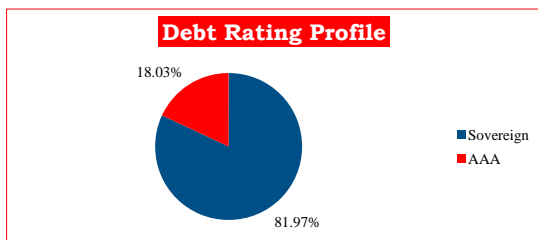
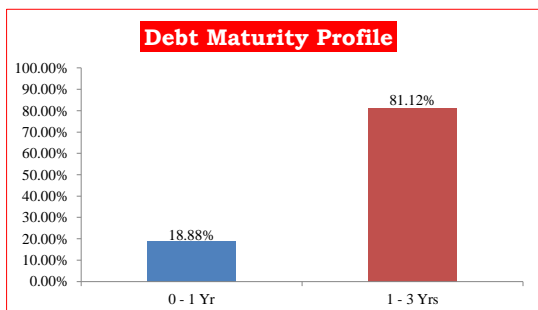
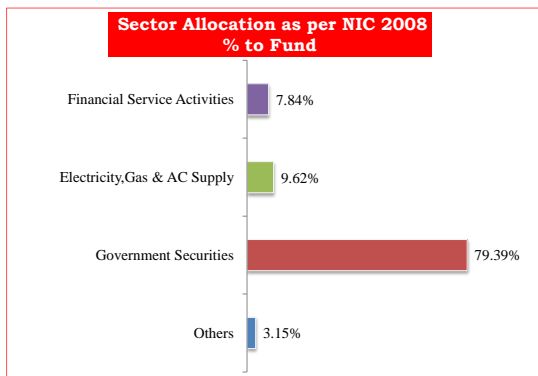
Debt Parameters	
Portfolio Yield (%)	4.21%
Avg Maturity (In Months)	14.75
Modified Duration (In Years)	1.15

AUM (in Lakhs)

Equity	Debt	MMI & Others	Total
-	1,558.74	50.72	1,609.46

Fund Manager	No. Of Funds Managed		
	Equity Fund	Debt Fund	Balanced Fund
Mr Kailash Lalwani	-	13	25

Asset Category	F&U Mandate	% of Actual
Money Market Insts		
Public Deposits	100%	100.00%
Govt. Securities		
Corporate Bonds		
Equity	0%	0.00%



BlueChip Fund as on May 31, 2021

Fund Objective : The fund aims to provide medium to long term capital appreciation by investing in a portfolio of pre-dominantly large cap companies which can perform through economic and market cycles. The fund will invest at least 80% of the AUM in companies which have a market capitalization greater than the company with the least weight in BSE100 index. The fund may also invest upto 20% in money market instruments/cash.

SFIN Code	: ULIF03501/01/10BlueChipFd101
Inception Date	: 05 Jan 2010
NAV	: 31.5578

Fund V/s Benchmark Performance		
Period	Returns (%)	Benchmark Returns (%)#
Inception	10.60%	9.80%
10 Years	11.72%	10.87%
7 Years	13.25%	11.59%
5 Years	14.29%	13.84%
3 Years	12.98%	12.74%
2 Years	15.41%	14.62%
1 Year	59.02%	63.15%
6 Months	18.90%	21.24%
1 Month	6.16%	6.66%

BSE-100

Note: Returns over 1 year have been annualized.

Portfolio

Equity	% to Fund
Infosys Limited	8.41%
ICICI Bank Limited	7.18%
Reliance Industries Limited	7.08%
HDFC Bank Limited	7.06%
Tata Consultancy Services Limited	3.71%
Hindustan Unilever Limited	3.47%
Axis Bank Limited	3.03%
SBI-ETF Nifty Bank	3.02%
Nippon India ETF Bank Bees	3.01%
Kotak Mahindra MF - Kotak Banking ETF - Dividend Payout Option	3.01%
Larsen & Toubro Limited	2.84%
Bharti Airtel Ltd	2.80%
Kotak Mahindra Bank Limited	2.37%
Bajaj Finance Ltd	2.33%
Tata Steel Limited	2.10%
Mahindra & Mahindra Ltd.	2.09%
Dr Reddys Laboratories Limited	2.01%
Maruti Suzuki India Ltd	1.76%
Asian Paints (India) Ltd	1.73%
ITC Limited	1.69%
UltraTech Cement Limited	1.67%
HDFC Banking ETF	1.46%
Bharat Petroleum Corporation Ltd	1.24%
Cipla Limited	1.11%
Nestle India Limited	1.09%
ICICI Prudential IT ETF	1.02%
HCL Technologies Limited	0.98%
Housing Devt Finance Corpn Limited	0.97%
Shree Cement Limited	0.95%
Lupin Limited	0.76%
Crompton Greaves Consumer Electricals Ltd	0.74%
SBI Life Insurance Company Limited	0.74%
Sun Pharmaceuticals Industries Limited	0.69%
Britannia Industries Ltd	0.64%
National Thermal Power Corporation Ltd.	0.64%
Titan Company Limited	0.61%
State Bank of India	0.59%
Avenue Supermarts Ltd	0.53%
Others	9.98%
Total	97.10%

Deposits, Money Mkt Securities and Net Current Assets.	2.90%
---	--------------

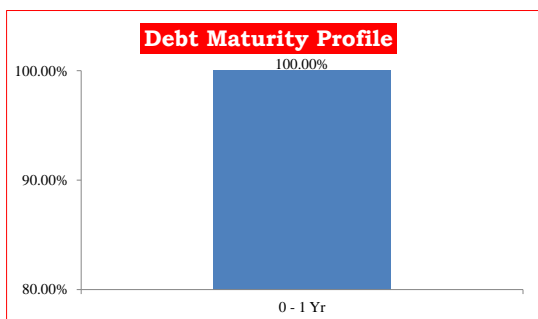
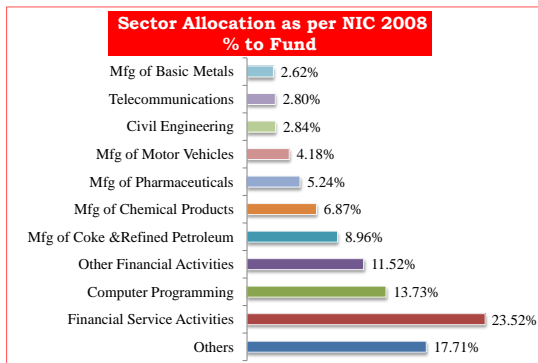
Grand Total	100.00%
--------------------	----------------

AUM (₹ in Lakhs)

Equity	Debt	MMI & Others	Total
7,03,643.00	-	21,030.93	7,24,673.92

Fund Manager	No. Of Funds Managed		
	Equity Fund	Debt Fund	Balanced Fund
Mr Nishit Dholakia	3	-	13

Asset Category	F&U Mandate	% of Actual
Money Market Insts	0% to 20%	2.31%
Public Deposits		0.00%
Govt. Securities	0%	0.00%
Corporate Bonds	80% to 100%	97.10%
Equity		0.60%
Net Current Assets	-	0.60%



Income Fund as on May 31, 2021

Fund Objective : The fund aims to provide superior returns through investments in high credit quality debt instruments while maintaining an optimal level of interest rate risk. The fund may also invest upto 20% in money market instruments/cash.

SFIN Code	: ULIF03401/01/10IncomeFund101
Inception Date	: 05 Jan 2010
NAV	: 23.8268

Fund V/s Benchmark Performance		
Period	Returns (%)	Benchmark Returns (%)#
Inception	7.91%	8.29%
10 Years	8.22%	8.81%
7 Years	7.93%	9.16%
5 Years	7.27%	8.60%
3 Years	8.40%	9.95%
2 Years	7.85%	9.58%
1 Year	4.42%	6.24%
6 Months	0.55%	1.29%
1 Month	0.59%	0.59%

CRISIL Composite Bond Fund Index
Note: Returns over 1 year have been annualized.

Portfolio

Debentures / Bonds	% to Fund
Housing Development Finance Corporation Ltd	6.29%
State Bank of India	4.15%
LIC Housing Finance Ltd	2.85%
ICICI Bank Ltd	2.30%
Sikka Ports And Terminals	2.20%
Mahindra & Mahindra Ltd	2.04%
IDFC First Bank Limited	2.01%
Bajaj Finance Ltd	1.73%
AXIS Bank Limited	1.53%
Power Grid Corporation of India Ltd	1.45%
Others	7.48%
Total	34.02%

Government Securities	% to Fund
6.64% GOI Mat 16-Jun-2035	9.19%
7.26% GOI Mat 14-Jan-2029	7.82%
7.17% GOI Mat 08-Jan-2028	6.31%
6.79% GOI Mat 15-May-2027	6.25%
6.79% GOI Mat 26-Dec-2029	4.78%
7.59% GOI Mat 11-Jan-2026	3.13%
6.97% GOI Mat 06-Sep-2026	2.00%
5.63% GOI Mat 12-Apr-2026	1.88%
7.95% GOI Mat 28-Aug-2032	1.73%
6.67% GOI Mat 17-Dec-2050	1.72%
Others	17.39%
Total	62.21%

Deposits, Money Mkt Securities and Net Current Assets.	3.77%
---	--------------

Grand Total	100.00%
--------------------	----------------

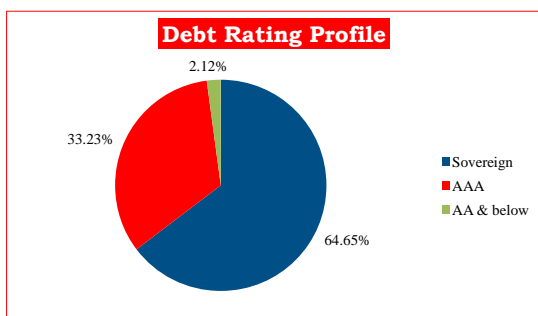
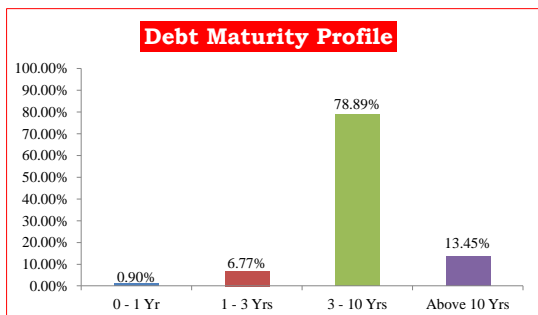
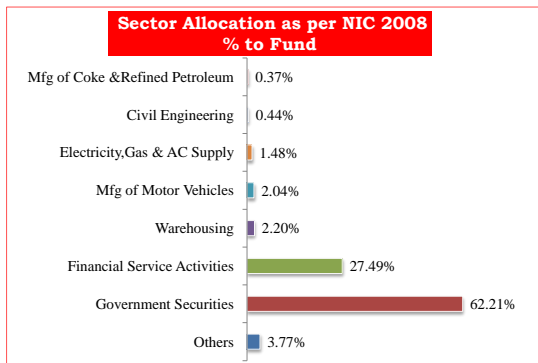
Debt Parameters	
Portfolio Yield (%)	6.12%
Avg Maturity (In Months)	85.28
Modified Duration (In Years)	5.13

AUM (₹ in Lakhs)

Equity	Debt	MMI & Others	Total
-	2,69,728.67	10,578.94	2,80,307.61

Fund Manager	No. Of Funds Managed		
	Equity Fund	Debt Fund	Balanced Fund
Mr Vineet Choraria	-	28	3

Asset Category	F&U Mandate	% of Actual
Money Market Insts	0% to 20%	0.27%
Public Deposits		
Govt. Securities	80% to 100%	96.23%
Corporate Bonds		
Equity	0%	0.00%
Net Current Assets	-	3.50%



Opportunities Fund as on May 31, 2021

Fund Objective : The fund aims to generate long term capital appreciation by investing pre-dominantly in mid cap stocks which are likely to be the blue chips of tomorrow. The fund will invest in stocks which have a market capitalization equal to or lower than the market capitalization of the highest weighted stock in the NSE CNX Midcap Index. The fund may also invest upto 20% in money market instruments/cash.

SFIN Code	: ULIF03601/01/10OpportunityFd101
Inception Date	: 05 Jan 2010
NAV	: 40.7303

Fund V/s Benchmark Performance		
Period	Returns (%)	Benchmark Returns (%)#
Inception	13.10%	11.25%
10 Years	13.24%	12.32%
7 Years	15.66%	14.25%
5 Years	15.12%	14.16%
3 Years	11.87%	10.89%
2 Years	18.98%	19.80%
1 Year	76.45%	94.19%
6 Months	23.49%	30.74%
1 Month	5.79%	6.53%

#Nifty MidCap 100
Note: Returns over 1 year have been annualized.

Portfolio

Equity	% to Fund
AU Small Finance Bank Limited	2.66%
Volas Ltd	2.66%
Cholamandalam Investment & Finance Company Ltd	2.65%
Balkrishna Industries Ltd.	2.60%
Mphasis Limited	2.52%
Crompton Greaves Consumer Electricals Ltd	2.35%
P I Industries Limited	2.31%
Page Industries Ltd	2.11%
IPCA Laboratories Ltd	2.00%
Federal Bank Limited	1.97%
Sundaram Finance Limited	1.97%
The Ramco Cements Ltd	1.84%
Max Financial Services Limited	1.84%
LIC Housing Finance Limited	1.82%
Trent Ltd.	1.74%
MindTree Limited.	1.65%
Emami Ltd	1.65%
SRF Limited	1.54%
City Union Bank Ltd	1.53%
Mahindra & Mahindra Financial Services Limited	1.50%
Torrent Power Ltd.	1.42%
Bharat Forge Ltd	1.33%
Alembic Pharmaceuticals Limited	1.24%
Aarti Industries Limited	1.24%
Bata India Ltd	1.22%
Ashok Leyland Limited	1.21%
Mahanagar Gas Ltd	1.17%
Zee Entertainment Enterprises Limited	1.15%
Bharat Electronics Ltd	1.14%
Godrej Properties Limited	1.13%
Tata Power Co. Ltd	1.13%
The Indian Hotels Company Ltd	1.12%
Whirlpool of India Limited	1.11%
Kansai Nerolac Paints Ltd	1.08%
Gujarat Gas Limited	1.05%
Indraprastha Gas Ltd.	1.04%
Steel Authority of India Ltd	1.00%
Apollo Hospitals Enterprise Limited	0.93%
Shriram Transport Finance Company Ltd	0.93%
MRF Ltd.	0.92%
3M India Ltd	0.90%
Jubilant FoodWorks Ltd	0.88%
Dr. Lal Path Labs Ltd.	0.87%
Container Corporation of India Ltd	0.87%
Sun TV Network Ltd	0.85%
Supreme Industries Ltd	0.80%
ICICI Securities Limited	0.76%
Alkem Laboratories Ltd	0.73%
V-Guard Industries Limited	0.73%
Bajaj Holdings & Investment Limited	0.73%
L&T Technology Services Ltd	0.72%
REC Limited	0.72%
Endurance Technologies Ltd	0.72%
Atul Ltd	0.70%
Exide Industries Ltd	0.70%
Dalmia Bharat Limited	0.69%
Apollo Tyres Ltd	0.67%
IDFC Limited	0.67%
RBL Bank Limited	0.65%
TVS Motors Co Ltd.	0.63%
Cummins India Ltd.	0.62%
Indian Railway Catering and Tourism Corporation Limited	0.59%
Natco Pharma Limited	0.58%
Jindal Steel & Power Limited	0.56%
Glenmark Pharmaceuticals Ltd	0.54%
Sanofi India Ltd.	0.53%
Sundram Fasteners Limited	0.53%
Finolex Cables Ltd	0.52%
Bayer CropScience Ltd.	0.52%
Others	13.35%
Total	96.79%

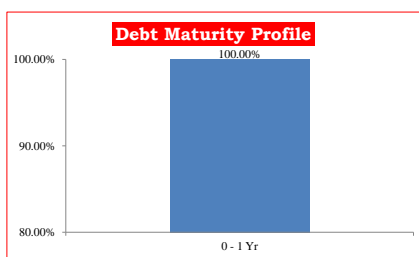
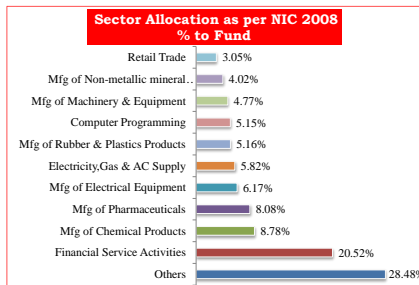
Deposits, Money Mkt Securities and Net Current Assets.	3.21%
---	--------------

Grand Total	100.00%
--------------------	----------------

AUM (in Lakhs)			
Equity	Debt	MMI & Others	Total
24,60,354.89	-	81,486.35	25,41,841.24

Fund Manager	No. Of Funds Managed		
	Equity Fund	Debt Fund	Balanced Fund
Mr Nishit Dholakia	3	-	13

Asset Category	F&U Mandate	% of Actual
Money Market Insts	0% to 20%	3.15%
Public Deposits		
Govt. Securities	0%	0.00%
Corporate Bonds		
Equity	80% to 100%	96.79%
Net Current Assets	-	0.05%



Vantage Fund as on May 31, 2021

Fund Objective : The Vantage Fund dynamically manages the asset allocation between equity and fixed income instruments to deliver higher returns through equity exposure, combined with the stability of the fixed income exposure. The fund returns are likely to be volatile due to market movements.

SFIN Code	: ULIF03701/01/10VantageFnd101
Inception Date	: 05 Jan 2010
NAV	: 29.458

Fund V/s Benchmark Performance		
Period	Returns (%)	Benchmark Returns (%)#
Inception	9.93%	N/A
10 Years	10.34%	N/A
7 Years	10.59%	N/A
5 Years	10.51%	N/A
3 Years	7.85%	N/A
2 Years	8.69%	N/A
1 Year	32.40%	N/A
6 Months	8.20%	N/A
1 Month	3.04%	N/A

#NA
Note: Returns over 1 year have been annualized.

Portfolio

Equity	% to Fund
Reliance Industries Limited	4.84%
Infosys Limited	3.97%
ICICI Bank Limited	3.71%
SBI-ETF Nifty Bank	2.99%
HDFC Bank Limited	2.26%
Tata Consultancy Services Limited	2.21%
Bajaj Finance Ltd	1.89%
Kotak Mahindra Bank Limited	1.82%
Hindustan Unilever Limited	1.47%
Larsen & Toubro Limited	1.46%
ITC Limited	1.21%
Bharti Airtel Ltd	1.20%
Axis Bank Limited	1.07%
Tata Steel Limited	1.07%
Asian Paints (India) Ltd	0.86%
Maruti Suzuki India Ltd	0.84%
Cipla Limited	0.83%
Titan Company Limited	0.82%
Mahindra & Mahindra Ltd.	0.78%
Bharat Petroleum Corporation Ltd	0.69%
UltraTech Cement Limited	0.68%
Pidilite Industries Limited	0.61%
Eicher Motors Limited	0.57%
Britannia Industries Ltd	0.56%
Slate Bank of India	0.55%
Sun Pharmaceuticals Industries Limited	0.53%
Tech Mahindra Limited	0.52%
Others	4.41%
Total	44.44%

Debentures / Bonds	% to Fund
LIC Housing Finance Ltd	7.87%
IOT Utkal Energy Services Limited	4.89%
Power Finance Corporation Ltd	3.53%
Sikka Ports And Terminals	2.93%
Housing Development Finance Corporation Ltd	2.38%
ICICI Securities Primary Dealership Ltd	0.69%
IDFC First Bank Limited	0.39%
Total	22.67%

Government Securities	% to Fund
7.27% GOI Mat 08-Apr-2026	9.96%
6.64% GOI Mat 16-Jun-2035	5.97%
5.22% GOI Mat 15-JUN-2025	5.57%
7.26% GOI Mat 14-Jan-2029	2.05%
7.59% GOI Mat 20-Mar-2029	1.33%
7.32% GOI Mat 28-Jan-2024	1.13%
7.67% Tamil Nadu Uday Mat 22-Mar-2023	0.71%
7.57% GOI Mat 17-Jun-2033	0.51%
8.30% GOI Mat 02-Jul-2040	0.29%
8.02% Tamil Nadu Uday Mat 22-Mar-2025	0.26%
Others	0.76%
Total	28.53%

Deposits, Money Mkt Securities and Net Current Assets.	4.36%
---	--------------

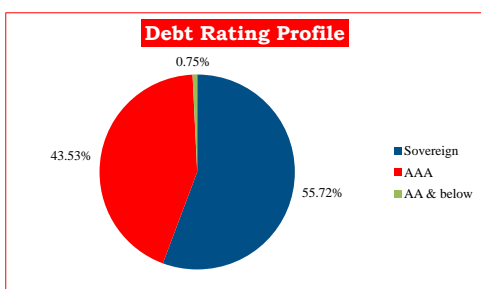
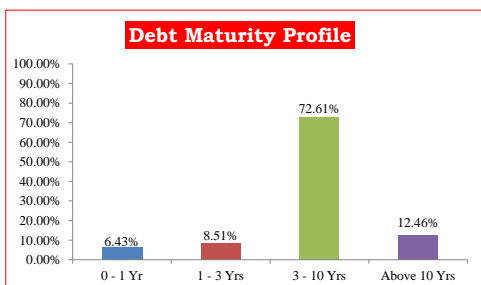
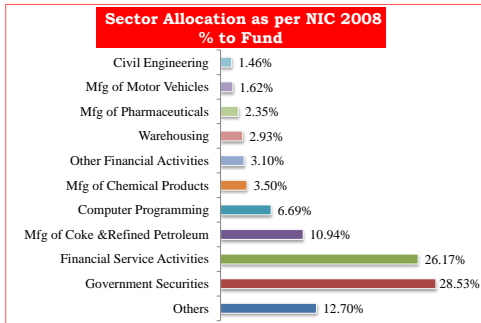
Grand Total	100.00%
--------------------	----------------

Debt Parameters	
Portfolio Yield (%)	5.72%
Avg Maturity (In Months)	68.50
Modified Duration (In Years)	4.25

AUM (₹ in Lakhs)			
Equity	Debt	MMI & Others	Total
3,572.09	4,115.78	350.25	8,038.11

Fund Manager	No. Of Funds Managed		
	Equity Fund	Debt Fund	Balanced Fund
Mr Vineet Choraria	-	28	3
Mr Nishit Dholakia	3	-	13

Asset Category	F&U Mandate	% of Actual
Money Market Insts	0% to 40%	3.10%
Public Deposits		
Govt. Securities	10% to 70%	51.20%
Corporate Bonds		
Equity	10% to 70%	44.44%
Net Current Assets	-	1.25%



Balanced Fund as on May 31, 2021

Fund Objective : To invest in Debt and Equity securities so as to combine the stability of Debt instruments with the long term capital appreciation potential of Equities.

SFIN Code	: ULIF03901/09/10BalancedFd101
Inception Date	: 08 Sep 2010
NAV	: 27.0885

Fund V/s Benchmark Performance		
Period	Returns (%)	Benchmark Returns (%)#
Inception	9.73%	9.28%
10 Years	10.43%	10.05%
7 Years	11.13%	10.61%
5 Years	11.59%	11.74%
3 Years	10.82%	11.62%
2 Years	12.20%	12.60%
1 Year	37.95%	40.39%
6 Months	12.03%	13.26%
1 Month	4.35%	4.24%

60% BSE-100 40% CRISIL Composite Bond Fund Index
Note: Returns over 1 year have been annualized.

Portfolio

Equity	% to Fund
HDFC Bank Limited	6.27%
Infosys Limited	4.79%
Reliance Industries Limited	4.51%
ICICI Bank Limited	3.81%
Kotak Mahindra MF - Kotak Banking ETF - Dividend Payout Option	3.11%
Hindustan Unilever Limited	2.17%
Tata Consultancy Services Limited	2.17%
Nippon India ETF Bank Bees	1.93%
Larsen & Toubro Limited	1.74%
Bharti Airtel Ltd	1.62%
Kotak Mahindra Bank Limited	1.55%
Axis Bank Limited	1.49%
ICICI Prudential Private Banks ETF	1.30%
ITC Limited	1.24%
Asian Paints (India) Ltd	1.17%
Maruti Suzuki India Ltd	1.06%
Bajaj Finance Ltd	1.04%
Mahindra & Mahindra Ltd.	1.04%
UltraTech Cement Limited	0.93%
Dr Reddys Laboratories Limited	0.93%
ICICI Prudential IT ETF	0.81%
Tata Steel Limited	0.75%
Nestle India Limited	0.68%
Lupin Limited	0.68%
Bharat Petroleum Corporation Ltd	0.62%
HCL Technologies Limited	0.62%
Divis Laboratories Ltd.	0.56%
Tech Mahindra Limited	0.56%
Cipla Limited	0.50%
Others	13.98%
Total	63.62%

Debentures / Bonds	% to Fund
Housing Development Finance Corporation Ltd	2.57%
LIC Housing Finance Ltd	1.81%
IDFC First Bank Limited	1.77%
State Bank of India	1.43%
Bajaj Finance Ltd	1.35%
Mahindra and Mahindra Financial Services Ltd	1.17%
REC Limited	0.98%
Indian Railway Finance Corporation Ltd	0.86%
National Bank For Agriculture & Rural Development	0.77%
Export and Import Bank of India	0.70%
Others	4.29%
Total	17.69%

Government Securities	% to Fund
6.64% GOI Mat 16-Jun-2035	3.81%
7.17% GOI Mat 08-Jan-2028	3.13%
7.27% GOI Mat 08-Apr-2026	2.12%
6.45% GOI Mat 07-Oct-2029	1.80%
7.38% Karnataka SDL Mat 27-Sep-2027	0.73%
5.85% GOI Mat 01-Dec-2030	0.68%
7.20% Maharashtra SDL Mat 09-Aug-2027	0.43%
6.97% GOI Mat 06-Sep-2026	0.38%
7.65% Tamil Nadu SDL Mat 06-Dec-2027	0.32%
8.00% Oil Bond Mat 23-Mar-2026	0.29%
Others	2.47%
Total	16.15%

Deposits, Money Mkt Securities and Net Current Assets.	2.54%
---	--------------

Grand Total	100.00%
--------------------	----------------

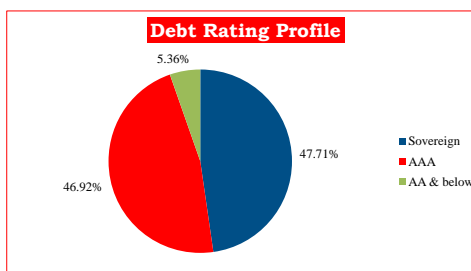
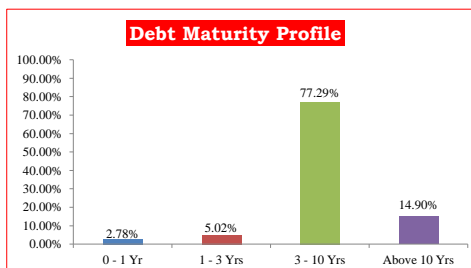
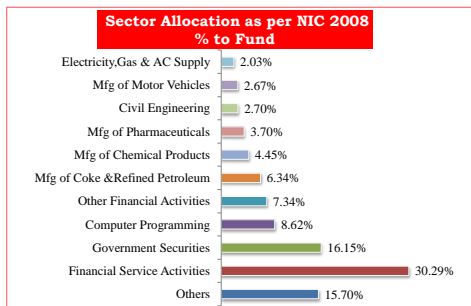
Debt Parameters	
Portfolio Yield (%)	6.05%
Avg Maturity (In Months)	81.23
Modified Duration (In Years)	4.99

AUM (in Lakhs)

Equity	Debt	MMI & Others	Total
5,16,564.71	2,74,775.12	20,608.56	8,11,948.39

Fund Manager	No. Of Funds Managed		
	Equity Fund	Debt Fund	Balanced Fund
Mr Kailash Lalwani	-	13	25
Mr Shailesh Dhamankar	3	-	10

Asset Category	F&U Mandate	% of Actual
Money Market Insts	0% to 20%	0.42%
Public Deposits		
Govt. Securities	0% to 60%	33.84%
Corporate Bonds		
Equity	40% to 80%	63.62%
Net Current Assets	-	2.12%



Highest NAV Guarantee Fund as on May 31, 2021

Fund Objective : To Generate Returns from Hybrid asset Allocation Portfolio over 10 year Term of Fund

SFIN Code	: ULIF04001/09/10HighestNAV101
Inception Date	: 08 Sep 2010
NAV	: 17.9293

Fund V/s Benchmark Performance		
Period	Returns (%)	Benchmark Returns (%)#
Inception	5.59%	N/A
10 Years	6.31%	N/A
7 Years	6.29%	N/A
5 Years	6.31%	N/A
3 Years	5.51%	N/A
2 Years	4.23%	N/A
1 Year	10.66%	N/A
6 Months	4.15%	N/A
1 Month	1.27%	N/A

NA
Note: Returns over 1 year have been annualized.

Portfolio

Equity	% to Fund
HDFC Bank Limited	2.06%
Reliance Industries Limited	1.63%
Infosys Limited	1.43%
ICICI Bank Limited	1.36%
Tata Consultancy Services Limited	0.92%
Axis Bank Limited	0.76%
Kotak Mahindra Bank Limited	0.72%
Hindustan Unilever Limited	0.61%
Bajaj Finance Ltd	0.59%
State Bank of India	0.51%
ITC Limited	0.50%
Others	5.15%
Total	16.23%

Debentures / Bonds	% to Fund
LIC Housing Finance Ltd	9.95%
REC Limited	4.20%
IDFC First Bank Limited	3.47%
Housing Development Finance Corporation Ltd	3.16%
Reliance Industries Ltd	3.05%
Bajaj Finance Ltd	2.35%
Larsen & Toubro Ltd	2.09%
Sikka Ports And Terminals	2.03%
Power Finance Corporation Ltd	1.79%
Power Grid Corporation of India Ltd	1.48%
Others	8.02%
Total	41.59%

Government Securities	% to Fund
7.37% GOI Mat 16-April-2023	5.21%
Gsec C-STRIPS Mat 17-Dec-2022	3.62%
Gsec C-STRIPS Mat 15-Jun-2023	3.23%
Gsec C-STRIPS Mat 15-Jun-2022	3.22%
Gsec C-STRIPS Mat 15-Dec-2022	3.15%
Gsec C-STRIPS Mat 15-Dec-2023	2.95%
Gsec C-STRIPS Mat 15-Mar-2022	2.54%
Gsec C-STRIPS Mat 15-Sep-2022	2.49%
Gsec C-STRIPS Mat 26-Apr-2022	2.28%
Gsec C-STRIPS Mat 26-Oct-2022	2.23%
Others	8.57%
Total	39.48%

Deposits, Money Mkt Securities and Net Current Assets.	2.70%
---	--------------

Grand Total	100.00%
--------------------	----------------

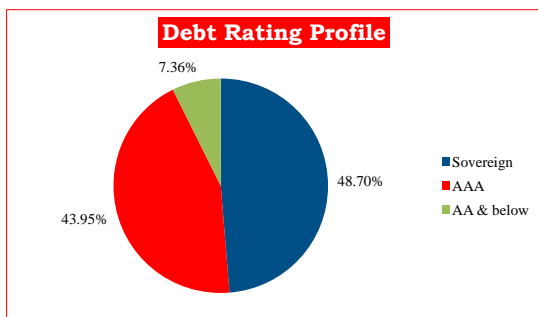
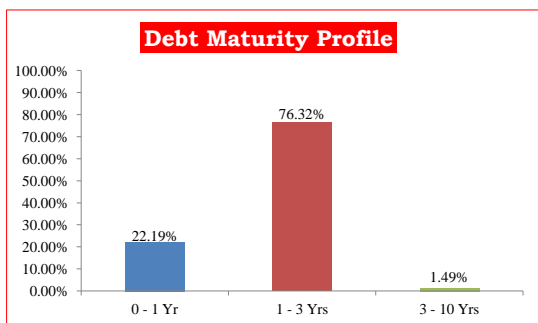
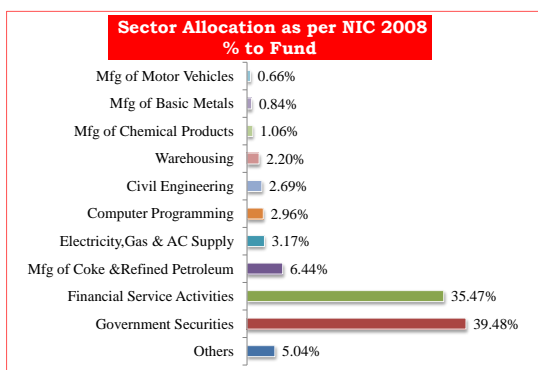
Debt Parameters	
Portfolio Yield (%)	4.36%
Avg Maturity (In Months)	17.69
Modified Duration (In Years)	1.38

AUM (₹ in Lakhs)

Equity	Debt	MMI & Others	Total
62,445.77	3,11,866.31	10,378.66	3,84,690.74

Fund Manager	No. Of Funds Managed		
	Equity Fund	Debt Fund	Balanced Fund
Mr Badrish Kulhalli	-	-	4
Mr Nishit Dholakia	3	-	13

Asset Category	F&U Mandate	% of Actual
Money Market Insts		
Public Deposits	0% to 100%	81.66%
Govt. Securities		
Corporate Bonds		
Equity	0% to 100%	16.23%
Net Current Assets	-	2.11%



Short Term Fund as on May 31, 2021

Fund Objective : To invest in Government securities, high grade corporate bonds and money market instruments with a maximum outstanding maturity limit of 3 years

SFIN Code	: ULIF03801/09/10ShortTrmFd101
Inception Date	: 14 Sep 2010
NAV	: 19.8665

Fund V/s Benchmark Performance		
Period	Returns (%)	Benchmark Returns (%)#
Inception	6.61%	8.39%
10 Years	6.60%	8.60%
7 Years	5.90%	8.41%
5 Years	5.15%	8.09%
3 Years	5.27%	8.93%
2 Years	5.62%	8.78%
1 Year	4.12%	7.14%
6 Months	0.93%	2.08%
1 Month	0.30%	0.63%

CRISIL Short Term Bond Fund Index
Note: Returns over 1 year have been annualized.

Portfolio

Debentures / Bonds	% to Fund
Bajaj Finance Ltd	9.90%
National Bank For Agriculture & Rural Development	9.15%
Reliance Industries Ltd	8.88%
Larsen & Toubro Ltd	8.10%
REC Limited	7.68%
National Thermal Power Corporation Ltd	7.36%
Hindustan Petroleum Corporation Ltd	5.87%
Power Finance Corporation Ltd	5.74%
Power Grid Corporation of India Ltd	3.19%
LIC Housing Finance Ltd	2.73%
Others	0.65%
Total	69.25%

Government Securities	% to Fund
8.63% Tamil Nadu SDL Mat 09-Jan-2023	7.96%
6.84% GOI Mat 19-Dec-2022	7.04%
4.52% Tamil Nadu SDL Mat 03-Jun-2022	5.02%
7.16% GOI Mat 20-May-2023	2.81%
8.08% GOI Mat 02-Aug-2022	1.68%
8.80% Tamil Nadu SDL Mat 25-Oct-2022	1.30%
Total	25.81%

Deposits, Money Mkt Securities and Net Current Assets.	4.94%
---	--------------

Grand Total	100.00%
--------------------	----------------

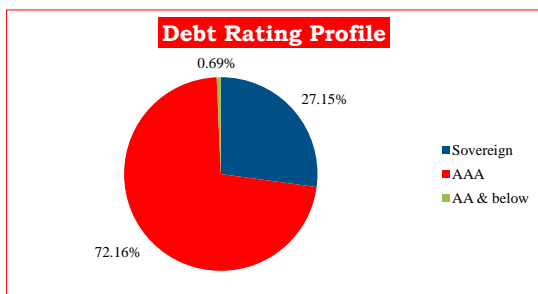
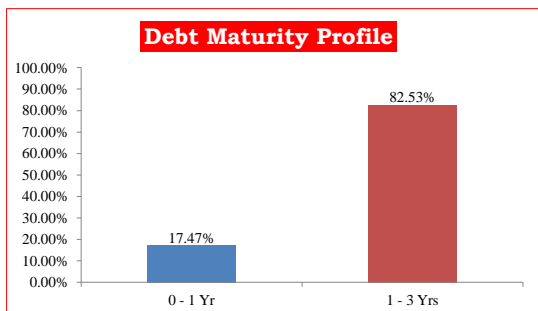
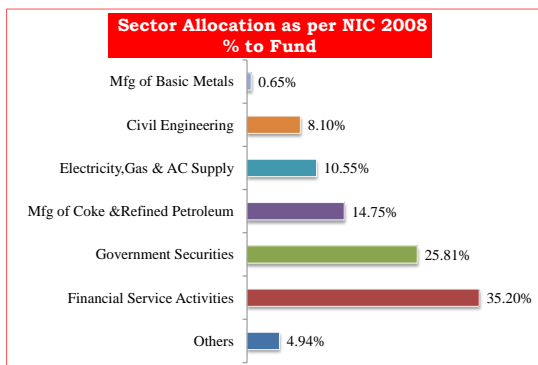
Debt Parameters	
Portfolio Yield (%)	4.40%
Avg Maturity (In Months)	14.82
Modified Duration (In Years)	1.13

AUM (in Lakhs)

Equity	Debt	MMI & Others	Total
-	10,673.66	554.16	11,227.82

Fund Manager	No. Of Funds Managed		
	Equity Fund	Debt Fund	Balanced Fund
Mr Kailash Lalwani	-	13	25

Asset Category	F&U Mandate	% of Actual
Money Market Insts		
Public Deposits	100%	100.00%
Govt. Securities		
Corporate Bonds		
Equity	0%	0.00%



Capital Guarantee Fund as on May 31, 2021

Fund Objective : To Generate Returns from Hybrid asset Allocation Portfolio with a guarantee that the corpus at the end of the investment horizon is at least equal to initial Capital.

SFIN Code	: ULIF04126/10/10CaptlGuaFd101
Inception Date	: 02 Nov 2010
NAV	: 23.3222

Fund V/s Benchmark Performance		
Period	Returns (%)	Benchmark Returns (%)#
Inception	8.33%	N/A
10 Years	8.58%	N/A
7 Years	8.21%	N/A
5 Years	10.11%	N/A
3 Years	8.49%	N/A
2 Years	8.21%	N/A
1 Year	45.10%	N/A
6 Months	23.21%	N/A
1 Month	6.44%	N/A

NA
Note: Returns over 1 year have been annualized.

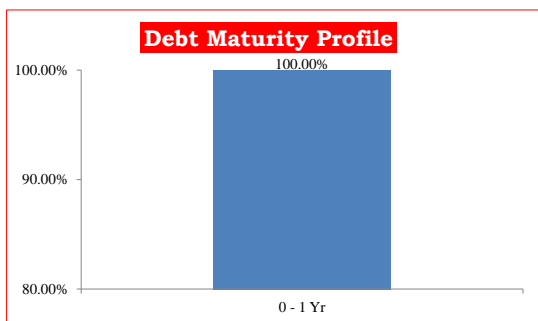
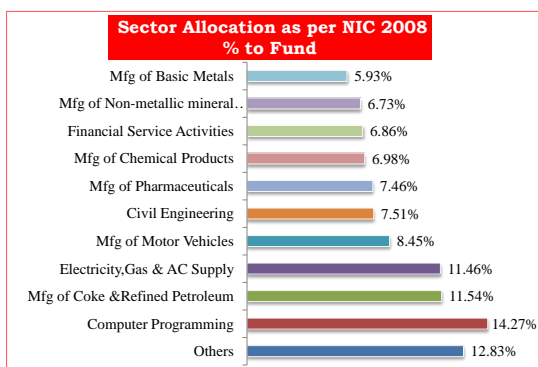
Portfolio	
Equity	% to Fund
Wipro Limited	7.97%
Larsen & Toubro Limited	7.51%
Sun Pharmaceuticals Industries Limited	7.45%
Reliance Industries Limited	7.03%
Hindustan Unilever Limited	6.98%
ICICI Bank Limited	6.86%
UltraTech Cement Limited	6.73%
Tech Mahindra Limited	6.29%
Vedanta Ltd	4.99%
Power Grid Corporation of India Ltd	4.97%
Maruti Suzuki India Ltd	4.33%
Hero Motocorp Limited	4.11%
Bharat Petroleum Corporation Ltd	3.79%
National Thermal Power Corporation Ltd.	3.74%
Eicher Motors Limited	3.73%
Oil & Natural Gas Corporation Ltd.	3.21%
Bharti Airtel Ltd	3.13%
Gas Authority of India Limited	2.75%
Indus Towers Limited	1.42%
Tata Steel Limited	0.94%
Reliance Industries Limited - Partly Paid	0.71%
Others	0.01%
Total	98.65%

Deposits, Money Mkt Securities and Net Current Assets.	1.35%
Grand Total	100.00%

AUM (` in Lakhs)			
Equity	Debt	MMI & Others	Total
219.37	-	2.99	222.36

Fund Manager	No. Of Funds Managed		
	Equity Fund	Debt Fund	Balanced Fund
Mr Badrish Kulhalli	-	-	4
Mr Nishit Dholakia	3	-	13

Asset Category	F&U Mandate	% of Actual
Money Market Insts		
Public Deposits	0% to 100%	0.67%
Govt. Securities		
Corporate Bonds		
Equity	0% to 100%	98.65%
Net Current Assets	-	0.67%



Pension Guarantee Maximus Fund as on May 31, 2021

Fund Objective : The fund aims to deliver steady returns through mix of Debt & Equities.

SFIN Code	: ULIF04224/01/11PenGuaFnd1101
Inception Date	: 01 Feb 2011
NAV	: 18.4285

Fund V/s Benchmark Performance		
Period	Returns (%)	Benchmark Returns (%)#
Inception	6.09%	N/A
10 Years	6.27%	N/A
7 Years	5.58%	N/A
5 Years	4.47%	N/A
3 Years	2.85%	N/A
2 Years	3.90%	N/A
1 Year	11.22%	N/A
6 Months	4.66%	N/A
1 Month	1.54%	N/A

NA
Note: Returns over 1 year have been annualized.

Portfolio

Equity	% to Fund
HCL Technologies Limited	4.74%
ICICI Bank Limited	3.93%
Adani Port & Special Economic Zone Ltd	2.73%
Hindalco Industries Limited	2.58%
Power Grid Corporation of India Ltd	2.23%
IndusInd Bank Limited	1.98%
Hero Motocorp Limited	1.90%
Ambuja Cements Ltd.	1.08%
Indian Oil Corporation Ltd	1.00%
Hindustan Petroleum Corporation Ltd.	0.91%
Indus Towers Limited	0.77%
Reliance Industries Limited - Partly Paid	0.62%
Total	24.46%

Debentures / Bonds	% to Fund
IL & FS Ltd	0.00%
Total	0.00%

Deposits, Money Mkt Securities and Net Current Assets.	75.54%
---	---------------

Grand Total	100.00%
--------------------	----------------

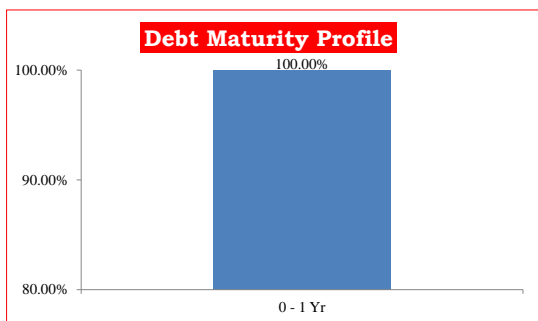
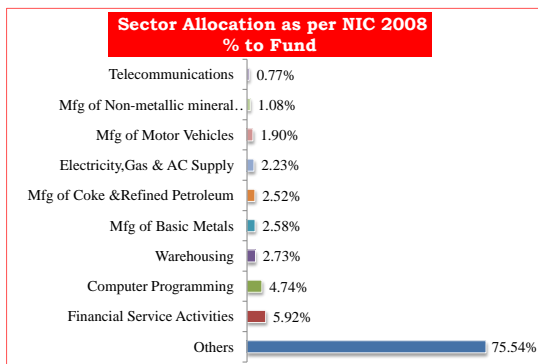
Debt Parameters	
Portfolio Yield (%)	3.30%
Avg Maturity (In Months)	0.03
Modified Duration (In Years)	0.00

AUM (` in Lakhs)

Equity	Debt	MMI & Others	Total
150.24	-	463.87	614.10

Fund Manager	No. Of Funds Managed		
	Equity Fund	Debt Fund	Balanced Fund
Mr Badrish Kulhalli	-	-	4
Mr Nishit Dholakia	3	-	13

Asset Category	F&U Mandate	% of Actual
Money Market Insts	70% to 100%	75.17%
Public Deposits		
Govt. Securities		
Corporate Bonds		
Equity	0% to 30%	24.46%
Net Current Assets	-	0.37%



Pension Super Plus Fund - 2012 as on May 31, 2021

Fund Objective : The fund aims to invest in Equity, Fixed Income Instruments, Liquid Mutual Funds and Money Market Instruments and actively manage the asset allocation between these categories to provide benefits at least equal to the guaranteed benefits.

SFIN Code	: ULIF04818/06/12PenSuPls12101
Inception Date	: 06 Dec 2012
NAV	: 20.3966

Fund V/s Benchmark Performance		
Period	Returns (%)	Benchmark Returns (%)#
Inception	8.76%	N/A
10 Years	N/A	N/A
7 Years	8.33%	N/A
5 Years	8.68%	N/A
3 Years	8.39%	N/A
2 Years	7.68%	N/A
1 Year	25.53%	N/A
6 Months	12.22%	N/A
1 Month	3.97%	N/A

#NA
Note: Returns over 1 year have been annualized.

Portfolio

Equity	% to Fund
Reliance Industries Limited	4.80%
Infosys Limited	4.41%
ICICI Bank Limited	4.15%
HDFC Bank Limited	3.30%
Tata Consultancy Services Limited	2.55%
Kotak Mahindra Bank Limited	2.26%
ITC Limited	2.12%
Hindustan Unilever Limited	2.07%
Larsen & Toubro Limited	1.88%
Tata Steel Limited	1.86%
State Bank of India	1.54%
Bajaj Finance Ltd	1.50%
Asian Paints (India) Ltd	1.47%
Axis Bank Limited	1.41%
Bharti Airtel Ltd	1.32%
Grasim Industries Limited	1.28%
Hindalco Industries Limited	1.21%
Adani Port & Special Economic Zone Ltd	1.11%
Wipro Limited	1.09%
Mahindra & Mahindra Ltd.	0.93%
HCL Technologies Limited	0.90%
Bajaj Auto Ltd.	0.86%
Maruti Suzuki India Ltd	0.85%
Cipla Limited	0.84%
Dr Reddys Laboratories Limited	0.75%
Bajaj Finserv Ltd	0.73%
Oil & Natural Gas Corporation Ltd.	0.70%
Tata Motors Limited	0.70%
Bharat Petroleum Corporation Ltd	0.66%
IndusInd Bank Limited	0.65%
Hero Motocorp Limited	0.64%
Sun Pharmaceuticals Industries Limited	0.60%
National Thermal Power Corporation Ltd.	0.57%
Tech Mahindra Limited	0.57%
Vedanta Ltd	0.57%
UltraTech Cement Limited	0.56%
Titan Company Limited	0.52%
Others	1.63%
Total	55.59%

Debentures / Bonds	% to Fund
Sikka Ports And Terminals	9.48%
IOT Utkal Energy Services Limited	5.51%
Housing Development Finance Corporation Ltd	4.61%
LIC Housing Finance Ltd	3.21%
Mahindra & Mahindra Ltd	2.78%
Ultratech Cement Ltd	1.76%
Power Grid Corporation of India Ltd	1.54%
Power Finance Corporation Ltd	1.46%
Tata Steel Ltd	1.12%
Nuclear Power Corporation of India Ltd	1.00%
Others	4.49%
Total	36.96%

Government Securities	% to Fund
8.60% Gujarat SDL Mat 17-Oct-2028	1.77%
6.84% GOI Mat 19-Dec-2022	1.25%
Gsec C-STRIPS Mat 09-Sep-2024	0.60%
Gsec C-STRIPS Mat 09-Mar-2025	0.58%
Gsec C-STRIPS Mat 09-Sep-2025	0.56%
8.24% GOI Mat 15-Feb-2027	0.01%
Total	4.76%

Deposits, Money Mkt Securities and Net Current Assets.	2.68%
---	--------------

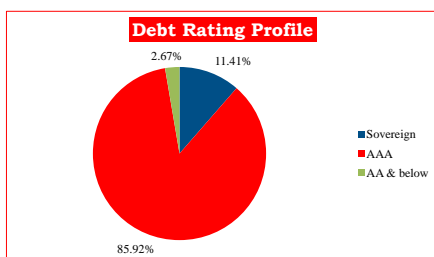
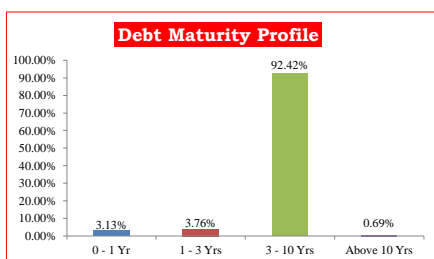
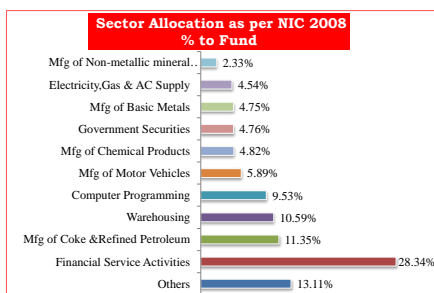
Grand Total	100.00%
--------------------	----------------

Debt Parameters	
Portfolio Yield (%)	6.04%
Avg Maturity (In Months)	66.66
Modified Duration (In Years)	4.11

AUM (in Lakhs)			
Equity	Debt	MMI & Others	Total
87,862.08	65,940.13	4,241.90	1,58,044.11

Fund Manager	No. Of Funds Managed		
	Equity Fund	Debt Fund	Balanced Fund
Mr Badrish Kulhali	-	-	4
Mr Nishit Dholakia	3	-	13

Asset Category	F&U Mandate	% of Actual
Money Market Insts	0% to 40%	1.13%
Public Deposits		
Govt. Securities	40% to 100%	41.72%
Corporate Bonds		
Equity	0% to 60%	55.59%
Net Current Assets	-	1.55%



Equity Plus Fund as on May 31, 2021

Fund Objective : The Equity Plus Fund aims at least 80% of the equity exposure to be limited to Nifty constituent stocks at any point in time and the balance of the equity exposure in non-Nifty constituent stocks

SFIN Code	: ULIF05301/08/13EquityPlus101
Inception Date	: 24 Jun 2014
NAV	: 20.4335

Fund V/s Benchmark Performance		
Period	Returns (%)	Benchmark Returns (%)#
Inception	10.85%	10.94%
10 Years	N/A	N/A
7 Years	N/A	N/A
5 Years	14.14%	13.81%
3 Years	13.24%	13.22%
2 Years	15.36%	14.32%
1 Year	61.73%	62.65%
6 Months	19.54%	20.15%
1 Month	6.40%	6.50%

Nifty 50

Note: Returns over 1 year have been annualized.

Portfolio

Equity	% to Fund
Reliance Industries Limited	8.19%
HDFC Bank Limited	8.10%
Infosys Limited	7.51%
ICICI Bank Limited	6.26%
Kotak Mahindra MF - Kotak Banking ETF - Dividend Payout Option	4.90%
Tata Consultancy Services Limited	3.50%
Hindustan Unilever Limited	3.12%
Nippon India ETF Bank Bees	2.99%
Larsen & Toubro Limited	2.95%
Bharti Airtel Ltd	2.56%
Axis Bank Limited	2.55%
ICICI Prudential Private Banks ETF	2.48%
ITC Limited	2.48%
Kotak Mahindra Bank Limited	2.46%
ICICI Prudential IT ETF	2.29%
Asian Paints (India) Ltd	2.12%
Bajaj Finance Ltd	2.00%
Maruti Suzuki India Ltd	1.89%
SBI-ETF Nifty Bank	1.81%
Mahindra & Mahindra Ltd.	1.77%
Dr Reddys Laboratories Limited	1.65%
UltraTech Cement Limited	1.55%
Tata Steel Limited	1.38%
HCL Technologies Limited	1.25%
Nestle India Limited	1.16%
Tech Mahindra Limited	1.09%
Housing Devt Finance Corpn Limited	1.08%
Cipla Limited	1.01%
Hindalco Industries Limited	0.98%
Titan Company Limited	0.89%
Shree Cement Limited	0.86%
Bharat Petroleum Corporation Ltd	0.82%
Wipro Limited	0.80%
Divis Laboratories Ltd.	0.70%
National Thermal Power Corporation Ltd.	0.68%
Adani Port & Special Economic Zone Ltd	0.66%
Grasim Industries Limited	0.60%
Bajaj Finserv Ltd	0.60%
Eicher Motors Limited	0.59%
State Bank of India	0.55%
Others	7.18%
Total	98.02%

Debentures / Bonds	% to Fund
LIC Housing Finance Ltd	0.49%
REC Limited	0.33%
Power Finance Corporation Ltd	0.11%
National Thermal Power Corporation Ltd	0.00%
Total	0.93%

Deposits, Money Mkt Securities and Net Current Assets.	1.05%
---	--------------

Grand Total	100.00%
--------------------	----------------

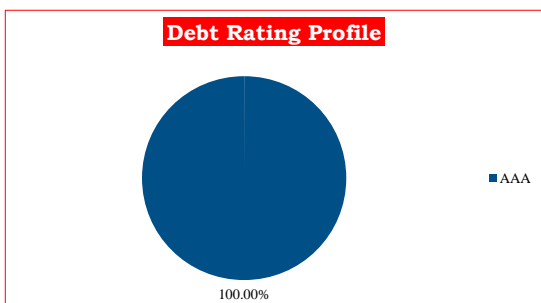
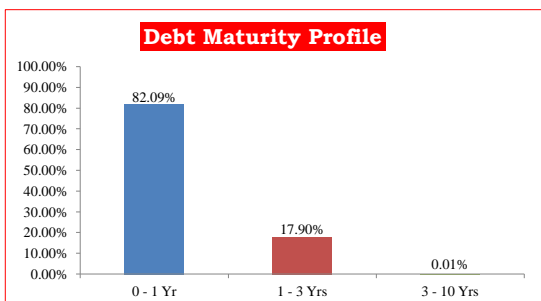
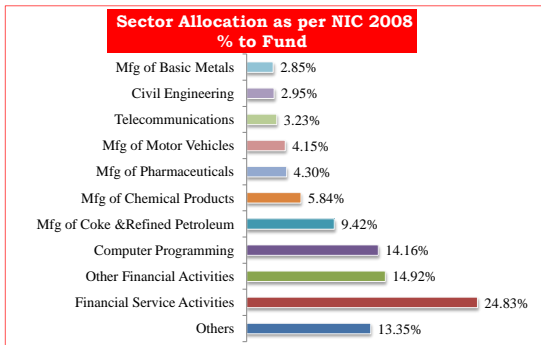
Debt Parameters	
Portfolio Yield (%)	4.35%
Avg Maturity (In Months)	3.47
Modified Duration (In Years)	1.56

AUM (in Lakhs)

Equity	Debt	MMI & Others	Total
53,594.25	509.82	572.40	54,676.47

Fund Manager	No. Of Funds Managed		
	Equity Fund	Debt Fund	Balanced Fund
Mr Shailesh Dhamankar	3	-	10

Asset Category	F&U Mandate	% of Actual
Money Market Insts	0% to 20%	0.89%
Public Deposits		
Govt. Securities		
Corporate Bonds	80% to 100%	98.02%
Equity		
Net Current Assets	-	0.15%



Diversified Equity Fund as on May 31, 2021

Fund Objective : The Diversified Equity Fund aims to generate long term capital appreciation by investing in high potential companies across the market cap spectrum while taking active asset allocation calls in Equity, government securities, Money Market Instruments, Cash etc

SFIN Code	: ULIF05501/08/13DivrEqtyFd101
Inception Date	: 01 Jul 2014
NAV	: 24.934

Fund V/s Benchmark Performance		
Period	Returns (%)	Benchmark Returns (%)#
Inception	14.11%	10.82%
10 Years	N/A	N/A
7 Years	N/A	N/A
5 Years	16.23%	13.84%
3 Years	14.30%	12.74%
2 Years	17.34%	14.62%
1 Year	63.59%	63.15%
6 Months	19.32%	21.24%
1 Month	6.11%	6.66%

BSE-100
Note: Returns over 1 year have been annualized.

Portfolio

Equity	% to Fund
Infosys Limited	8.35%
ICICI Bank Limited	7.42%
Reliance Industries Limited	6.79%
HDFC Bank Limited	6.46%
ICICI Prudential Private Banks ETF	5.03%
Axis Bank Limited	3.97%
Hindustan Unilever Limited	3.90%
Kotak Mahindra MF - Kotak Banking ETF - Dividend Payout Option	3.35%
Bharti Airtel Ltd	3.11%
Larsen & Toubro Limited	2.90%
Dr Reddys Laboratories Limited	2.64%
Tata Consultancy Services Limited	2.29%
Kotak Mahindra Bank Limited	2.05%
Mahindra & Mahindra Ltd.	2.02%
Tata Steel Limited	1.96%
UltraTech Cement Limited	1.87%
Maruti Suzuki India Ltd	1.76%
SBI-ETF Nifty Bank	1.75%
Asian Paints (India) Ltd	1.74%
SBI Life Insurance Company Limited	1.54%
Bajaj Finance Ltd	1.46%
ICICI Prudential IT ETF	1.44%
HCL Technologies Limited	1.20%
National Thermal Power Corporation Ltd.	1.13%
Crompton Greaves Consumer Electricals Ltd	1.11%
Tech Mahindra Limited	1.03%
Nestle India Limited	0.99%
Bharat Petroleum Corporation Ltd	0.93%
Lupin Limited	0.93%
Nippon India ETF Bank Bees	0.92%
ITC Limited	0.85%
Shree Cement Limited	0.70%
Bank of Baroda	0.68%
RailTel Corporation of India Limited	0.60%
Godrej Consumer Products Limited	0.60%
Pfizer Limited	0.56%
ICICI Lombard General Insurance Company Limited	0.55%
Apollo Hospitals Enterprise Limited	0.53%
Gillette India Ltd	0.51%
Bajaj Auto Ltd.	0.50%
Others	11.69%
Total	99.83%

Deposits, Money Mkt Securities and Net Current Assets.	0.17%
---	--------------

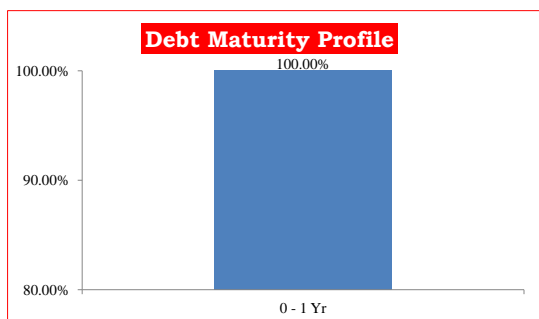
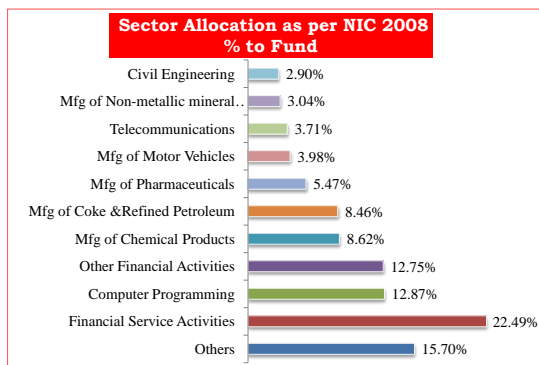
Grand Total	100.00%
--------------------	----------------

AUM (in Lakhs)

Equity	Debt	MMI & Others	Total
1,22,019.54	-	210.73	1,22,230.27

Fund Manager	No. Of Funds Managed		
	Equity Fund	Debt Fund	Balanced Fund
Mr Priyank Singhal	9	-	-

Asset Category	F&U Mandate	% of Actual
Money Market Insts	0% to 40%	0.13%
Public Deposits		
Govt. Securities	0% to 40%	0.00%
Corporate Bonds		
Equity	60% to 100%	99.83%
Net Current Assets	-	0.05%



Bond Fund as on May 31, 2021

Fund Objective : The Bond Fund aims to dynamically manage the allocation between government securities, Fixed Income instruments, Money Market instruments and Cash with the intent to dynamically manage the duration at a level that delivers superior risk adjusted returns.

SFIN Code	: ULIF05601/08/13Bond Funds101
Inception Date	: 23 Jun 2014
NAV	: 17.093

Fund V/s Benchmark Performance		
Period	Returns (%)	Benchmark Returns (%)#
Inception	8.03%	9.15%
10 Years	N/A	N/A
7 Years	N/A	N/A
5 Years	7.45%	8.60%
3 Years	8.62%	9.95%
2 Years	7.79%	9.58%
1 Year	4.35%	6.24%
6 Months	0.75%	1.29%
1 Month	0.62%	0.59%

CRISIL Composite Bond Fund Index
Note: Returns over 1 year have been annualized.

Portfolio

Debentures / Bonds	% to Fund
Housing Development Finance Corporation Ltd	4.91%
State Bank of India	4.85%
Mahindra & Mahindra Ltd	4.18%
Bajaj Finance Ltd	3.53%
REC Limited	2.11%
IDFC First Bank Limited	2.07%
Indian Railway Finance Corporation Ltd	1.64%
LIC Housing Finance Ltd	1.30%
International Finance Corporation	1.06%
Power Finance Corporation Ltd	0.95%
Others	5.51%
Total	32.11%

Government Securities	% to Fund
6.64% GOI Mat 16-Jun-2035	9.68%
7.17% GOI Mat 08-Jan-2028	5.72%
6.97% GOI Mat 06-Sep-2026	5.05%
7.26% GOI Mat 14-Jan-2029	4.51%
6.79% GOI Mat 15-May-2027	4.32%
6.79% GOI Mat 26-Dec-2029	3.83%
5.85% GOI Mat 01-Dec-2030	3.83%
7.59% GOI Mat 11-Jan-2026	3.27%
7.27% GOI Mat 08-Apr-2026	2.21%
7.04% Gujarat SDL Mat 07-Aug-2026	2.05%
Others	17.39%
Total	61.86%

Deposits, Money Mkt Securities and Net Current Assets.	6.03%
---	--------------

Grand Total	100.00%
--------------------	----------------

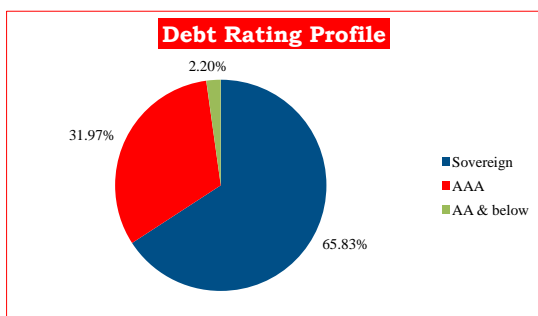
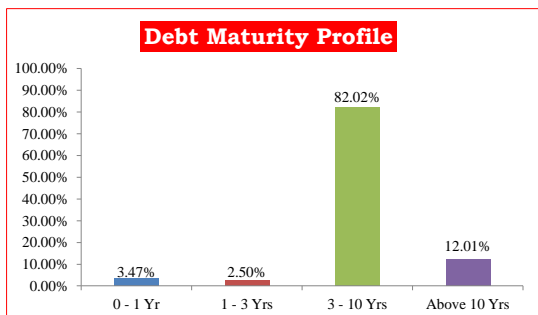
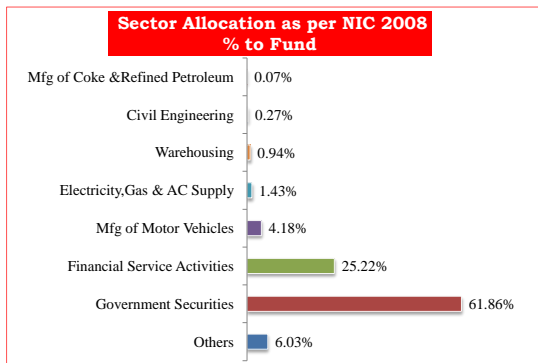
Debt Parameters	
Portfolio Yield (%)	6.02%
Avg Maturity (In Months)	80.14
Modified Duration (In Years)	4.95

AUM (` in Lakhs)

Equity	Debt	MMI & Others	Total
-	29,829.61	1,915.58	31,745.19

Fund Manager	No. Of Funds Managed		
	Equity Fund	Debt Fund	Balanced Fund
Mr Vineet Choraria	-	28	3

Asset Category	F&U Mandate	% of Actual
Money Market Insts	0% to 60%	2.54%
Public Deposits		
Govt. Securities	40% to 100%	93.97%
Corporate Bonds		
Equity	0%	0.00%
Net Current Assets	-	3.50%



Conservative Fund as on May 31, 2021

Fund Objective : The Conservative Fund is a pure Debt Fund which invests in Government securities, high grade Fixed Income Instruments, Liquid Mutual Fund and Money Market Instruments. The fund aims to deliver stable returns by investing in the short end of the yield curve to limit the volatility and risk of the Fund.

SFIN Code	: ULIF05801/08/13ConsertyFd101
Inception Date	: 11 Jul 2014
NAV	: 16.2555

Fund V/s Benchmark Performance		
Period	Returns (%)	Benchmark Returns (%)#
Inception	7.30%	8.41%
10 Years	N/A	N/A
7 Years	N/A	N/A
5 Years	6.68%	8.09%
3 Years	7.42%	8.93%
2 Years	7.06%	8.78%
1 Year	4.79%	7.14%
6 Months	0.98%	2.08%
1 Month	0.53%	0.63%

CRISIL Short Term Bond Fund Index
Note: Returns over 1 year have been annualized.

Portfolio

Debentures / Bonds	% to Fund
REC Limited	9.51%
National Bank For Agriculture & Rural Development	7.75%
Housing Development Finance Corporation Ltd	7.39%
Ultratech Cement Ltd	6.91%
Power Finance Corporation Ltd	4.30%
Bajaj Finance Ltd	3.76%
LIC Housing Finance Ltd	3.29%
Larsen & Toubro Ltd	3.15%
National Thermal Power Corporation Ltd	2.93%
IDFC First Bank Limited	2.59%
Others	10.96%
Total	62.54%

Government Securities	% to Fund
4.52% Tamil Nadu SDL Mat 03-Jun-2022	8.31%
8.80% Tamil Nadu SDL Mat 25-Oct-2022	7.47%
8.42% Tamil Nadu SDL Mat 25-07-2023	3.24%
7.37% Tamil Nadu SDL Mat 14-Sep-2026	3.16%
7.05% Tamil Nadu SDL Mat 20-Nov-2026	3.12%
7.91% Tamil Nadu Uday Mat 22-Mar-2024	2.64%
7.42% Maharashtra SDL Mat 11-May-2022	1.34%
7.15% Karnataka SDL Mat 09 Oct 2028	1.25%
8.15% GOI Mat 24-Nov-2026	0.24%
8.63% Tamil Nadu SDL Mat 09-Jan-2023	0.19%
Others	0.19%
Total	31.15%

Deposits, Money Mkt Securities and Net Current Assets.	6.31%
---	--------------

Grand Total	100.00%
--------------------	----------------

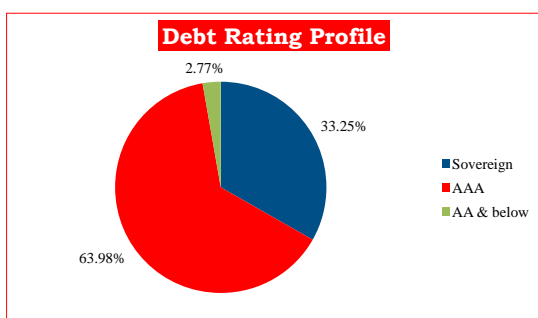
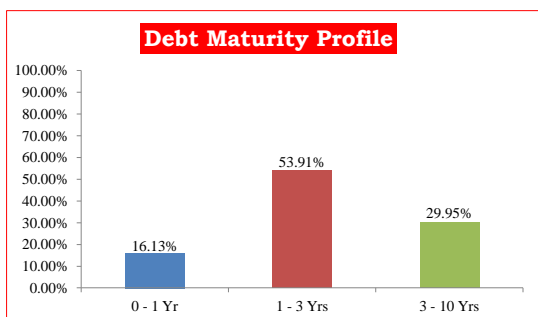
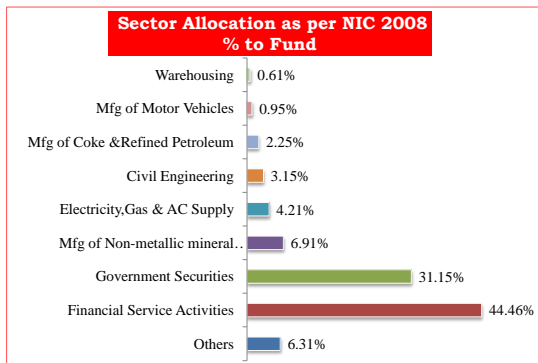
Debt Parameters	
Portfolio Yield (%)	4.82%
Avg Maturity (In Months)	27.95
Modified Duration (In Years)	1.97

AUM (₹ in Lakhs)

Equity	Debt	MMI & Others	Total
-	15,534.61	1,046.88	16,581.49

Fund Manager	No. Of Funds Managed		
	Equity Fund	Debt Fund	Balanced Fund
Mr Kailash Lalwani	-	13	25

Asset Category	F&U Mandate	% of Actual
Money Market Insts	0% to 60%	3.01%
Public Deposits		
Govt. Securities	40% to 100%	93.69%
Corporate Bonds		
Equity	0%	0.00%
Net Current Assets	-	3.30%



Pension Income Fund as on May 31, 2021

Fund Objective : The Pension Income Fund aims to provide superior returns through investments in high credit quality Debt instruments while maintaining an optimal level of interest rate risk. In addition up to 20% of the Fund may be invested in cash and Money Market Instruments, Liquid Mutual Funds and Deposits to facilitate the day-to-day running of the Fund. Fund management would involve continual monitoring and credit evaluations with rigorous buy and sell disciplines to maximize upside potential and manage downside risk.

SFIN Code	: ULIF06101/04/14PenIncFund101
Inception Date	: 06 Oct 2015
NAV	: 14.1987

Fund V/s Benchmark Performance		
Period	Returns (%)	Benchmark Returns (%)#
Inception	6.40%	8.52%
10 Years	N/A	N/A
7 Years	N/A	N/A
5 Years	7.03%	8.60%
3 Years	8.03%	9.95%
2 Years	7.27%	9.58%
1 Year	3.72%	6.24%
6 Months	0.36%	1.29%
1 Month	0.59%	0.59%

CRISIL Composite Bond Fund Index
Note: Returns over 1 year have been annualized.

Portfolio	
Debentures / Bonds	% to Fund
Housing Development Finance Corporation Ltd	6.39%
State Bank of India	4.65%
Power Finance Corporation Ltd	3.17%
Sundaram Finance Ltd	2.97%
LIC Housing Finance Ltd	2.21%
REC Limited	2.03%
Sikka Ports And Terminals	1.77%
Mahindra & Mahindra Ltd	1.75%
ICICI Bank Ltd	1.69%
IDFC First Bank Limited	1.36%
Others	6.06%
Total	34.06%

Government Securities	% to Fund
6.64% GOI Mat 16-Jun-2035	8.65%
6.79% GOI Mat 15-May-2027	7.37%
7.17% GOI Mat 08-Jan-2028	6.65%
6.79% GOI Mat 26-Dec-2029	5.25%
7.26% GOI Mat 14-Jan-2029	4.57%
6.97% GOI Mat 06-Sep-2026	3.87%
7.59% GOI Mat 11-Jan-2026	3.34%
5.63% GOI Mat 12-Apr-2026	1.87%
7.95% GOI Mat 28-Aug-2032	1.73%
5.85% GOI Mat 01-Dec-2030	1.72%
Others	16.19%
Total	61.21%

Deposits, Money Mkt Securities and Net Current Assets.	4.73%
---	--------------

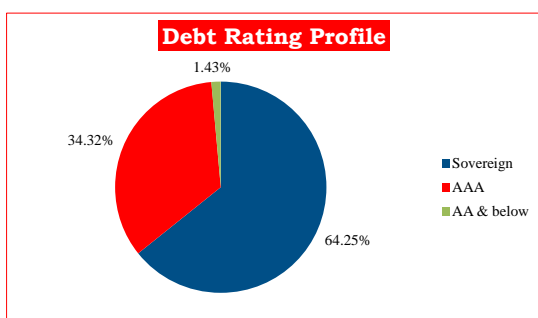
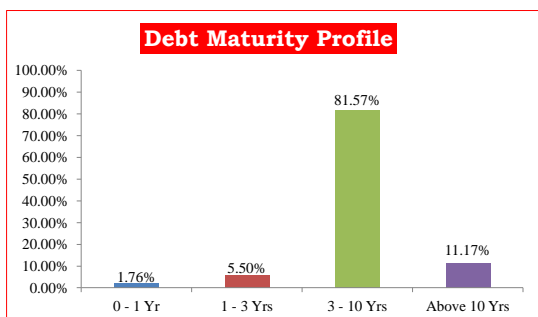
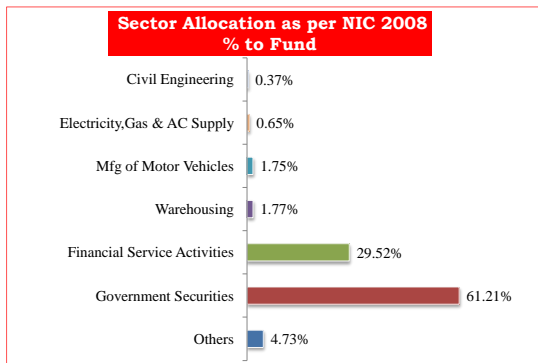
Grand Total	100.00%
--------------------	----------------

Debt Parameters	
Portfolio Yield (%)	6.04%
Avg Maturity (In Months)	78.83
Modified Duration (In Years)	4.91

AUM (₹ in Lakhs)			
Equity	Debt	MMI & Others	Total
-	91,949.72	4,569.57	96,519.30

Fund Manager	No. Of Funds Managed		
	Equity Fund	Debt Fund	Balanced Fund
Mr Vineet Choraria	-	28	3

Asset Category	F&U Mandate	% of Actual
Money Market Insts	0% to 20%	1.14%
Public Deposits		
Govt. Securities	80% to 100%	95.27%
Corporate Bonds		
Equity	0%	0.00%
Net Current Assets	-	3.59%



Pension Equity Plus Fund as on May 31, 2021

Fund Objective : The Pension Equity Plus Fund aims at least 80% of the equity exposure to be limited to Nifty constituent stocks at any point in time and the balance of the equity exposure in non-Nifty constituent stocks

SFIN Code	: ULIF06001/04/14PenEqPlsFd101
Inception Date	: 06 Oct 2015
NAV	: 18.552

Fund V/s Benchmark Performance		
Period	Returns (%)	Benchmark Returns (%)#
Inception	11.55%	12.14%
10 Years	N/A	N/A
7 Years	N/A	N/A
5 Years	13.48%	13.81%
3 Years	12.66%	13.22%
2 Years	15.22%	14.32%
1 Year	62.10%	62.65%
6 Months	19.61%	20.15%
1 Month	6.35%	6.50%

Nifty 50

Note: Returns over 1 year have been annualized.

Portfolio

Equity	% to Fund
Reliance Industries Limited	8.29%
HDFC Bank Limited	8.17%
Infosys Limited	7.43%
ICICI Bank Limited	6.23%
Kotak Mahindra MF - Kotak Banking ETF - Dividend Payout Option	4.97%
Tata Consultancy Services Limited	3.46%
Hindustan Unilever Limited	3.04%
Nippon India ETF Bank Bees	3.02%
Larsen & Toubro Limited	2.93%
Axis Bank Limited	2.62%
Bharti Airtel Ltd	2.58%
ICICI Prudential Private Banks ETF	2.50%
Kotak Mahindra Bank Limited	2.50%
ITC Limited	2.48%
ICICI Prudential IT ETF	2.34%
Asian Paints (India) Ltd	2.17%
Bajaj Finance Ltd	2.02%
SBI-ETF Nifty Bank	1.96%
Maruti Suzuki India Ltd	1.90%
Mahindra & Mahindra Ltd.	1.74%
Dr Reddys Laboratories Limited	1.65%
UltraTech Cement Limited	1.59%
Tata Steel Limited	1.30%
HCL Technologies Limited	1.27%
Nestle India Limited	1.18%
Tech Mahindra Limited	1.10%
Housing Devt Finance Corpn Limited	1.09%
Cipla Limited	1.01%
Hindalco Industries Limited	1.00%
Titan Company Limited	0.91%
Shree Cement Limited	0.88%
Bharat Petroleum Corporation Ltd	0.84%
Wipro Limited	0.82%
National Thermal Power Corporation Ltd.	0.70%
Divis Laboratories Ltd.	0.69%
Adani Port & Special Economic Zone Ltd	0.68%
Bajaj Finserv Ltd	0.61%
Eicher Motors Limited	0.61%
Grasim Industries Limited	0.59%
State Bank of India	0.56%
RailTel Corporation of India Limited	0.50%
Vedanta Ltd	0.50%
Others	6.23%
Total	98.66%

Deposits, Money Mkt Securities and Net Current Assets.	1.34%
---	--------------

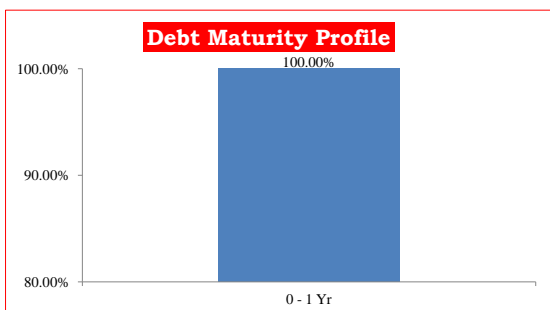
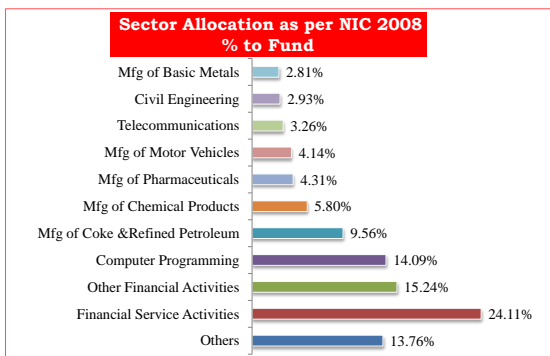
Grand Total	100.00%
--------------------	----------------

AUM (in Lakhs)

Equity	Debt	MMI & Others	Total
19,527.43	-	265.31	19,792.75

Fund Manager	No. Of Funds Managed		
	Equity Fund	Debt Fund	Balanced Fund
Mr Shailesh Dhamankar	3	-	10

Asset Category	F&U Mandate	% of Actual
Money Market Insts	0% to 20%	1.23%
Public Deposits		
Govt. Securities	0% to 20%	0.00%
Corporate Bonds		
Equity	80% to 100%	98.66%
Net Current Assets	-	0.11%



Capital Growth Fund as on May 31, 2021

Fund Objective : Capital Growth Fund aims to provide medium to long term capital appreciation by investing in a portfolio of companies which can perform through economic and market cycles. In addition up to 20% of the Fund may be invested in Money Market Instruments and Fixed Income Securities.

SFIN Code	: ULIF06301/04/15CapGrwthFd101
Inception Date	: 21 Oct 2016
NAV	: 18.9911

Fund V/s Benchmark Performance		
Period	Returns (%)	Benchmark Returns (%)#
Inception	14.92%	13.04%
10 Years	N/A	N/A
7 Years	N/A	N/A
5 Years	N/A	N/A
3 Years	12.81%	12.74%
2 Years	16.50%	14.62%
1 Year	63.44%	63.15%
6 Months	18.23%	21.24%
1 Month	5.85%	6.66%

BSE-100

Note: Returns over 1 year have been annualized.

Portfolio

Equity	% to Fund
Infosys Limited	7.85%
ICICI Bank Limited	7.49%
Reliance Industries Limited	6.69%
HDFC Bank Limited	6.52%
ICICI Prudential Private Banks ETF	5.07%
Axis Bank Limited	3.83%
Hindustan Unilever Limited	3.63%
Kotak Mahindra MF - Kotak Banking ETF - Dividend Payout Option	3.35%
Bharti Airtel Ltd	3.29%
Larsen & Toubro Limited	2.93%
Dr Reddys Laboratories Limited	2.68%
Tata Consultancy Services Limited	2.31%
Mahindra & Mahindra Ltd.	2.03%
Kotak Mahindra Bank Limited	2.01%
Tata Steel Limited	2.00%
UltraTech Cement Limited	1.88%
Maruti Suzuki India Ltd	1.77%
SBI-ETF Nifty Bank	1.76%
Asian Paints (India) Ltd	1.60%
Bajaj Finance Ltd	1.48%
SBI Life Insurance Company Limited	1.24%
HCL Technologies Limited	1.21%
ICICI Prudential IT ETF	1.20%
Crompton Greaves Consumer Electricals Ltd	1.15%
Bank of Baroda	1.15%
Tech Mahindra Limited	1.07%
National Thermal Power Corporation Ltd.	1.02%
Nestle India Limited	1.01%
Lupin Limited	0.95%
Nippon India ETF Bank Bees	0.93%
ITC Limited	0.85%
Bharat Petroleum Corporation Ltd	0.82%
Shree Cement Limited	0.71%
Godrej Consumer Products Limited	0.61%
Pfizer Limited	0.57%
ICICI Lombard General Insurance Company Limited	0.57%
Gillette India Ltd	0.56%
Apollo Hospitals Enterprise Limited	0.54%
Bayer CropScience Ltd.	0.53%
Others	10.62%
Total	97.46%

Deposits, Money Mkt Securities and Net Current Assets.	2.54%
---	--------------

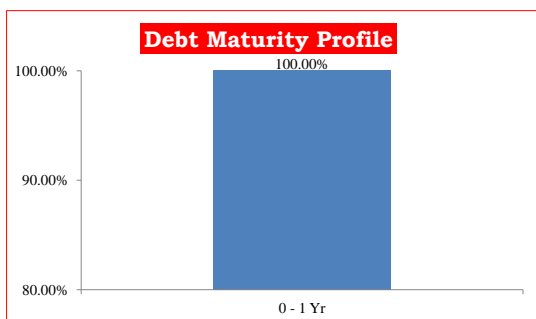
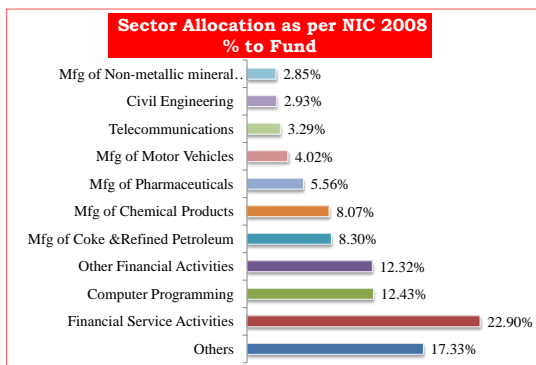
Grand Total	100.00%
--------------------	----------------

AUM (in Lakhs)

Equity	Debt	MMI & Others	Total
4,186.08	-	109.10	4,295.18

Fund Manager	No. Of Funds Managed		
	Equity Fund	Debt Fund	Balanced Fund
Mr Priyank Singhal	9	-	-

Asset Category	F&U Mandate	% of Actual
Money Market Insts	0% to 20%	2.63%
Public Deposits		
Govt. Securities	0% to 20%	0.00%
Corporate Bonds		
Equity	80% to 100%	97.46%
Net Current Assets	-	-0.09%



Capital Secure Fund as on May 31, 2021

Fund Objective : Capital Secure Fund aims to provide superior returns through investments in high credit quality Debt instruments while maintaining an optimal level of interest rate risk. In addition up to 20% of the Fund may be invested in cash and Money Market Instruments, Liquid Mutual Funds and Deposits to facilitate the day-to-day running of the Fund. Fund management would involve continual monitoring and credit evaluations with rigorous buy and sell disciplines to maximize upside potential and manage downside risk.

SFIN Code	: ULIF06401/04/15CapSecFund101
Inception Date	: 21 Oct 2016
NAV	: 12.93

Fund V/s Benchmark Performance		
Period	Returns (%)	Benchmark Returns (%)#
Inception	5.73%	7.83%
10 Years	N/A	N/A
7 Years	N/A	N/A
5 Years	N/A	N/A
3 Years	7.34%	9.95%
2 Years	6.51%	9.58%
1 Year	3.31%	6.24%
6 Months	0.22%	1.29%
1 Month	0.55%	0.59%

CRISIL Composite Bond Fund Index
Note: Returns over 1 year have been annualized.

Portfolio

Debentures / Bonds	% to Fund
Power Finance Corporation Ltd	5.26%
Housing Development Finance Corporation Ltd	4.52%
Mahindra & Mahindra Ltd	4.07%
State Bank of India	3.91%
Bajaj Finance Ltd	2.60%
REC Limited	2.48%
Power Grid Corporation of India Ltd	2.44%
LIC Housing Finance Ltd	2.39%
Mahindra and Mahindra Financial Services Ltd	0.82%
National Thermal Power Corporation Ltd	0.82%
Others	3.43%
Total	32.74%

Government Securities	% to Fund
6.64% GOI Mat 16-Jun-2035	11.41%
6.79% GOI Mat 15-May-2027	10.03%
7.17% GOI Mat 08-Jan-2028	7.04%
7.26% GOI Mat 14-Jan-2029	4.36%
7.59% GOI Mat 11-Jan-2026	3.26%
5.85% GOI Mat 01-Dec-2030	2.35%
7.60% Food Corp of India Bond GOI Mat 09-Jan-2030	2.09%
5.63% GOI Mat 12-Apr-2026	1.82%
7.95% GOI Mat 28-Aug-2032	1.72%
6.97% GOI Mat 06-Sep-2026	1.71%
Others	15.50%
Total	61.31%

Deposits, Money Mkt Securities and Net Current Assets.	5.95%
---	--------------

Grand Total	100.00%
--------------------	----------------

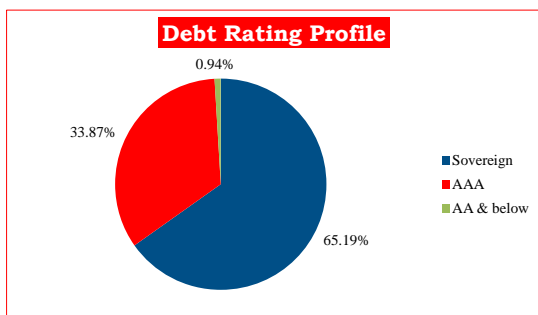
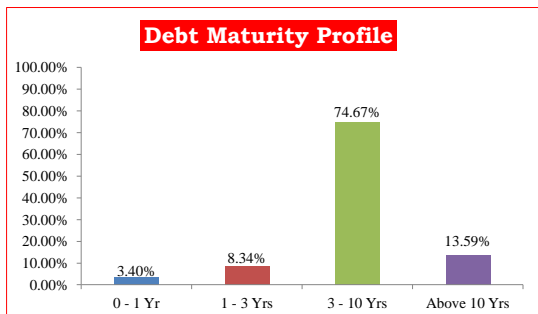
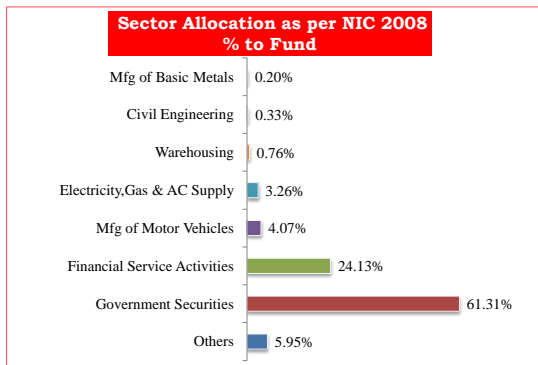
Debt Parameters	
Portfolio Yield (%)	5.97%
Avg Maturity (In Months)	79.00
Modified Duration (In Years)	4.88

AUM (₹ in Lakhs)

Equity	Debt	MMI & Others	Total
-	15,100.04	955.69	16,055.73

Fund Manager	No. Of Funds Managed		
	Equity Fund	Debt Fund	Balanced Fund
Mr Vineet Choraria	-	28	3

Asset Category	F&U Mandate	% of Actual
Money Market Insts	0% to 20%	2.60%
Public Deposits		N/A
Govt. Securities	80% to 100%	94.05%
Corporate Bonds		
Equity	0%	0.00%
Net Current Assets	-	3.35%



Policy Discontinued Fund - Life as on May 31, 2021

Fund Objective : The Fund aims to deliver steady returns through investments in low risk Money Market instruments and Government securities.

SFIN Code	: ULI05110/03/11DiscontdPF101
Inception Date	: 10 Mar 2011
NAV	: 19.8431

Fund V/s Benchmark Performance		
Period	Returns (%)	Benchmark Returns (%)#
Inception	6.93%	N/A
10 Years	6.93%	N/A
7 Years	6.37%	N/A
5 Years	5.71%	N/A
3 Years	5.56%	N/A
2 Years	4.93%	N/A
1 Year	3.35%	N/A
6 Months	1.49%	N/A
1 Month	0.26%	N/A

NA

Note: Returns over 1 year have been annualized.

Portfolio

Government Securities	% to Fund
364 Days T-Bill Mat 16-Sep-2021	10.34%
364 Days T-Bill Mat 09-Sep-2021	5.95%
364 Days T-Bill Mat 23-Sep-2021	5.84%
Gsec C-STRIPS Mat 17-Jun-2021	5.23%
Gsec C-STRIPS Mat 17-Dec-2021	5.14%
364 Days T-Bill Mat 28-Oct-2021	4.82%
Gsec C-STRIPS Mat 15-Jun-2021	4.18%
Gsec C-STRIPS Mat 15-Dec-2021	4.11%
8.56% Maharashtra SDL Mat 10-Aug-2021	3.95%
Gsec C-STRIPS Mat 15-Sep-2021	2.60%
Others	16.44%
Total	68.60%

Deposits, Money Mkt Securities and Net Current Assets.	31.40%
---	---------------

Grand Total	100.00%
--------------------	----------------

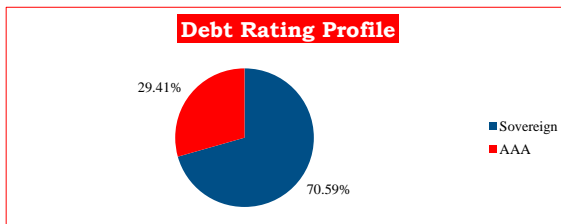
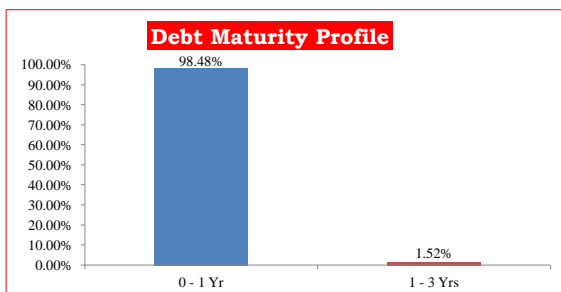
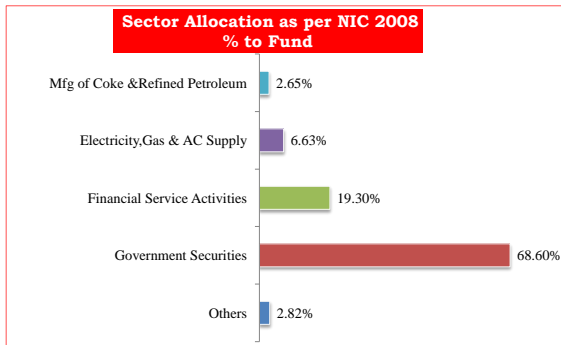
Debt Parameters	
Portfolio Yield (%)	3.66%
Avg Maturity (In Months)	4.61
Modified Duration (In Years)	0.38

AUM (₹ in Lakhs)

Equity	Debt	MMI & Others	Total
-	2,62,781.07	1,20,285.01	3,83,066.08

Fund Manager	No. Of Funds Managed		
	Equity Fund	Debt Fund	Balanced Fund
Mr Vineet Choraria	-	28	3

Asset Category	F&U Mandate	% of Actual
Money Market Insts	0% to 40%	31.07%
Public Deposits	0%	0.00%
Govt. Sec (Including Tbills)	60% to 100%	68.60%
Corporate Bonds		
Equity	0%	0.00%
Net Current Assets	-	0.34%



Policy Discontinued Fund - Pension as on May 31, 2021

Fund Objective : The Fund aims to deliver steady returns through investments in low risk Money Market instruments and Government securities.

SFIN Code	: ULIF05201/10/13DiscontdPF101
Inception Date	: 01 Oct 2013
NAV	: 16.1483

Fund V/s Benchmark Performance		
Period	Returns (%)	Benchmark Returns (%)#
Inception	6.45%	N/A
10 Years	N/A	N/A
7 Years	6.26%	N/A
5 Years	5.58%	N/A
3 Years	5.33%	N/A
2 Years	4.59%	N/A
1 Year	3.45%	N/A
6 Months	1.58%	N/A
1 Month	0.28%	N/A

NA

Note: Returns over 1 year have been annualized.

Portfolio

Government Securities	% to Fund
8.66% Tamil Nadu SDL Mat 25-Jan-2022	28.53%
6.17% GOI Mat 15-Jul-2021	11.73%
364 Days T-Bill Mat 23-Sep-2021	7.42%
364 Days T-Bill Mat 28-Oct-2021	6.83%
6.92% Maharashtra SDL Mat 11-Jan-2022	6.77%
Gsec C-STRIPS Mat 07-Dec-2021	2.26%
8.79% GOI Mat 08-Nov-2021	0.16%
Total	63.70%

Deposits, Money Mkt Securities and Net Current Assets.	36.30%
---	---------------

Grand Total	100.00%
--------------------	----------------

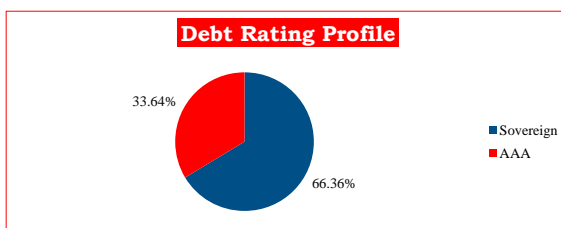
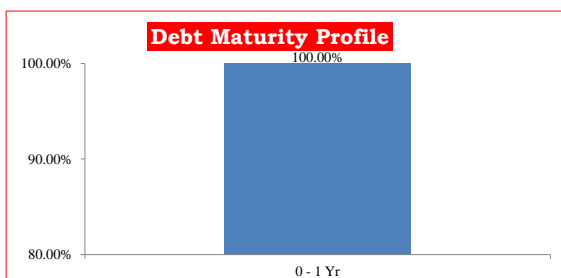
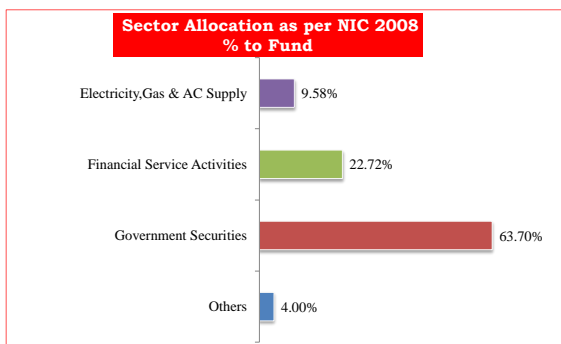
Debt Parameters	
Portfolio Yield (%)	3.79%
Avg Maturity (In Months)	6.06
Modified Duration (In Years)	0.49

AUM (₹ in Lakhs)

Equity	Debt	MMI & Others	Total
-	11,507.96	6,557.27	18,065.22

Fund Manager	No. Of Funds Managed		
	Equity Fund	Debt Fund	Balanced Fund
Mr Vineet Choraria	-	28	3

Asset Category	F&U Mandate	% of Actual
Money Market Insts	0% to 40%	35.00%
Public Deposits	0%	0.00%
Govt. Sec (Including Tbills)	60% to 100%	63.70%
Corporate Bonds		
Equity	0%	0.00%
Net Current Assets	-	1.30%



Discovery Fund as on May 31, 2021

Fund Objective : The Fund aims to deliver long term growth of capital by investing predominantly in mid-cap companies. The fund will invest up to 100% in mid-cap stocks which are defined as stocks with market cap falling within the market capitalisation range in the underlying benchmark Nifty free float midcap index (getting renamed as Nifty Midcap 100 index). The fund can also invest up to 25% of the portfolio in stocks falling outside the mid-cap index market cap range. The fund may also invest up to 10% of the portfolio in fixed income instruments, money market instruments, cash, deposits and liquid mutual funds.

SEIN Code	: ULIF06618/01/18DiscvryFnd101
Inception Date	: 03 Sep 2018
NAV	: 18.715

Fund V/s Benchmark Performance		
Period	Returns (%)	Benchmark Returns (%)#
Inception	25.68%	9.96%
10 Years	N/A	N/A
7 Years	N/A	N/A
5 Years	N/A	N/A
3 Years	N/A	N/A
2 Years	31.41%	19.80%
1 Year	103.45%	94.19%
6 Months	32.19%	30.74%
1 Month	5.70%	6.53%

Nifty MidCap 100
Note: Returns over 1 year have been annualized.

Portfolio

Equity	% to Fund
HDFC Bank Limited	3.09%
ICICI Bank Limited	3.09%
P I Industries Limited	2.91%
AU Small Finance Bank Limited	2.64%
Balkrishna Industries Ltd.	2.62%
Volta Ltd	2.61%
Max Financial Services Limited	2.47%
Crompton Greaves Consumer Electricals Ltd	2.37%
SRF Limited	2.22%
Kotak Mahindra Bank Limited	2.15%
Page Industries Ltd	2.15%
Axis Bank Limited	2.07%
IPCA Laboratories Ltd	1.97%
Mphasis Limited	1.96%
Aarti Industries Limited	1.91%
MindTree Limited.	1.90%
Torrent Power Ltd.	1.83%
Cholamandalam Investment & Finance Company Ltd	1.66%
The Ramco Cements Ltd	1.64%
Emami Ltd	1.45%
Indian Railway Catering and Tourism Corporation Limited	1.41%
Bata India Ltd	1.39%
Natco Pharma Limited	1.39%
Ashok Leyland Limited	1.32%
Federal Bank Limited	1.28%
Bharat Forge Ltd	1.26%
Container Corporation of India Ltd	1.19%
L&T Technology Services Ltd	1.18%
Trent Ltd.	1.17%
Whirlpool of India Limited	1.14%
Gujarat Gas Limited	1.14%
Indraprastha Gas Ltd.	1.12%
State Bank of India	1.11%
Asian Paints (India) Ltd	1.10%
UltraTech Cement Limited	1.10%
Dr. Lal Path Labs Ltd.	1.10%
Shree Cement Limited	1.10%
Finolex Cables Ltd	1.05%
Bharat Electronics Ltd	1.05%
Nesco Limited	1.04%
Info Edge (India) Limited	1.04%
Avenue Supermarts Ltd	1.02%
AIA Engineering Limited	1.02%
Apollo Hospitals Enterprise Limited	1.01%
LIC Housing Finance Limited	0.99%
Gujarat State Petronet Limited	0.95%
Zee Entertainment Enterprises Limited	0.94%
Chalet Hotels Limited	0.93%
Mahanagar Gas Ltd	0.90%
City Union Bank Ltd	0.89%
TVS Motors Co Ltd.	0.85%
Tata Steel Limited	0.74%
Endurance Technologies Ltd	0.71%
V-Guard Industries Limited	0.70%
ICICI Securities Limited	0.70%
Mahindra & Mahindra Financial Services Limited	0.59%
GLAND PHARMA LIMITED	0.58%
Sundram Fasteners Limited	0.57%
Jubilant FoodWorks Ltd	0.56%
Divis Laboratories Ltd.	0.56%
Cipla Limited	0.55%
Lupin Limited	0.55%
Dr Reddys Laboratories Limited	0.55%
Atul Ltd	0.53%
Indigo Paints Ltd	0.53%
United Breweries Limited	0.53%
Sun Pharmaceuticals Industries Limited	0.53%
Alembic Pharmaceuticals Limited	0.53%
Others	3.09%
Total	91.99%

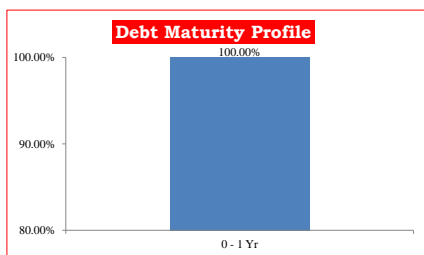
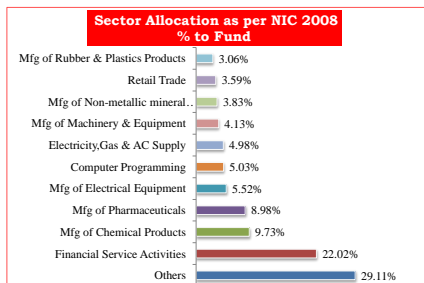
Deposits, Money Mkt Securities and Net Current Assets.	8.01%
--	-------

Grand Total	100.00%
--------------------	----------------

AUM (₹ in lakhs)			
Equity	Debt	MMI & Others	Total
17,375.44	-	1,513.11	18,888.55

Fund Manager	No. Of Funds Managed		
	Equity Fund	Debt Fund	Balanced Fund
Mr Nishit Dholakia	3	-	13

Asset Category	F&U Mandate	% of Actual
Money Market Insts	0% to 10%	8.31%
Public Deposits	0% to 10%	0.00%
Govt. Securities	0% to 10%	0.00%
Corporate Bonds	90% to 100%	91.99%
Equity	-	-0.30%
Net Current Assets	-	-0.30%



Equity Advantage Fund as on May 31, 2021

Fund Objective : Long term capital growth through diversified investments in companies across the market capitalisation spectrum. Upto 20% of the fund may be invested in Fixed income instruments, money market instruments, cash, deposits and Liquid mutual funds.

SFIN Code	: ULIF06723/03/18EqtyAdvtdFd101
Inception Date	: 07 Feb 2019
NAV	: 15.4884

Fund V/s Benchmark Performance		
Period	Returns (%)	Benchmark Returns (%)#
Inception	20.83%	17.13%
10 Years	N/A	N/A
7 Years	N/A	N/A
5 Years	N/A	N/A
3 Years	N/A	N/A
2 Years	21.91%	16.15%
1 Year	66.55%	66.50%
6 Months	19.89%	22.74%
1 Month	6.05%	6.80%

BSE-200

Note: Returns over 1 year have been annualized.

Portfolio

Equity	% to Fund
Infosys Limited	7.37%
ICICI Bank Limited	6.69%
Reliance Industries Limited	6.19%
HDFC Bank Limited	6.08%
ICICI Prudential Private Banks ETF	4.81%
Axis Bank Limited	3.45%
Hindustan Unilever Limited	3.39%
Bharti Airtel Ltd	3.18%
Dr Reddys Laboratories Limited	2.96%
Kotak Mahindra MF - Kotak Banking ETF - Dividend Payout Option	2.81%
Kotak Mahindra Bank Limited	2.28%
Maruti Suzuki India Ltd	1.97%
Larsen & Toubro Limited	1.94%
SBI Life Insurance Company Limited	1.87%
Mahindra & Mahindra Ltd.	1.81%
Tata Steel Limited	1.80%
SBI-ETF Nifty Bank	1.80%
Tata Consultancy Services Limited	1.75%
UltraTech Cement Limited	1.75%
Nippon India ETF Bank Bees	1.51%
RailTel Corporation of India Limited	1.46%
Bajaj Finance Ltd	1.40%
SRF Limited	1.36%
HCL Technologies Limited	1.16%
ICICI Prudential IT ETF	1.09%
National Thermal Power Corporation Ltd.	1.07%
Alembic Pharmaceuticals Limited	1.05%
Tech Mahindra Limited	0.99%
Asian Paints (India) Ltd	0.99%
Pfizer Limited	0.95%
Bank of Baroda	0.89%
Bharat Petroleum Corporation Ltd	0.86%
Gillette India Ltd	0.85%
Crompton Greaves Consumer Electricals Ltd	0.85%
Nestle India Limited	0.79%
United Spirits Ltd.	0.79%
Housing Devt Finance Corpn Limited	0.70%
Barbeque Nation Hospitality Limited	0.70%
Schaeffler India Limited	0.70%
Shree Cement Limited	0.68%
Marico Limited.	0.67%
ITC Limited	0.65%
Lupin Limited	0.65%
Mrs. Bectors Food Specialities Limited	0.63%
Laxmi Organic Industries Limited	0.61%
Info Edge (India) Limited	0.54%
Godrej Consumer Products Limited	0.51%
Others	10.85%
Total	99.85%

Deposits, Money Mkt Securities and Net Current Assets.	0.15%
---	--------------

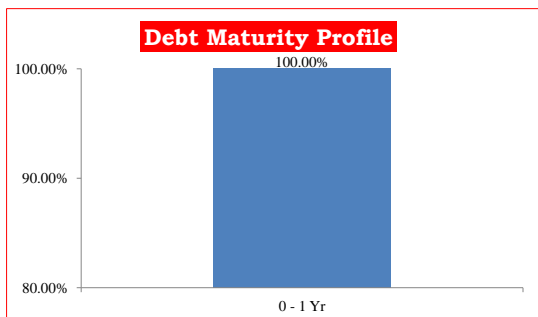
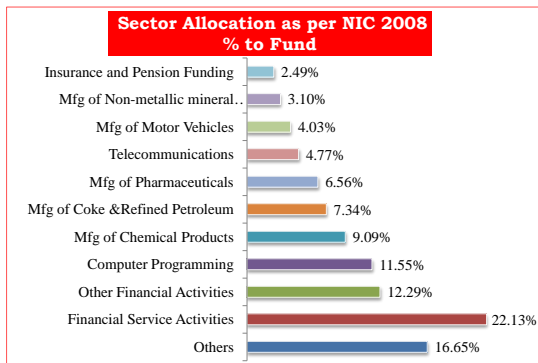
Grand Total	100.00%
--------------------	----------------

AUM (in Lakhs)

Equity	Debt	MMI & Others	Total
11,741.76	-	17.39	11,759.15

Fund Manager	No. Of Funds Managed		
	Equity Fund	Debt Fund	Balanced Fund
Mr Priyank Singhal	9	-	-

Asset Category	F&U Mandate	% of Actual
Money Market Insts	0% to 20%	0.33%
Public Deposits		
Govt. Securities	0% to 20%	0.00%
Corporate Bonds		
Equity	80% to 100%	99.85%
Net Current Assets	-	-0.18%



Bond Plus Fund as on May 31, 2021

Fund Objective : To generate steady returns from interest accruals from high grade bonds and moderate duration risk which will be enhanced with exposures to equity securities and instruments and investment trusts.

SFIN Code	: ULIF06814/06/19BondPlusFd101
Inception Date	: 13 Dec 2019
NAV	: 11.5846

Fund V/s Benchmark Performance		
Period	Returns (%)	Benchmark Returns (%)#
Inception	10.56%	9.78%
10 Years	N/A	N/A
7 Years	N/A	N/A
5 Years	N/A	N/A
3 Years	N/A	N/A
2 Years	N/A	N/A
1 Year	6.27%	6.24%
6 Months	1.42%	1.29%
1 Month	0.73%	0.59%

CRISIL Composite Bond Fund Index
Note: Returns over 1 year have been annualized.

Portfolio

Debentures / Bonds	% to Fund
Housing Development Finance Corporation Ltd	8.74%
National Highway Authority Of India	8.43%
Indian Railway Finance Corporation Ltd	8.34%
National Bank For Agriculture & Rural Development	5.81%
Total	31.32%

Government Securities	% to Fund
7.60% Food Corp of India Bond GOI Mat 09-Jan-2030	49.44%
7.64% Food Corp of India Bond GOI Mat 12-Dec-2029	11.91%
Total	61.35%

Deposits, Money Mkt Securities and Net Current Assets.	7.33%
---	--------------

Grand Total	100.00%
--------------------	----------------

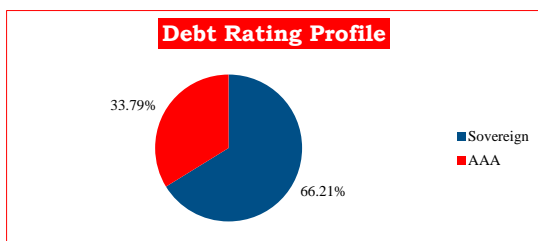
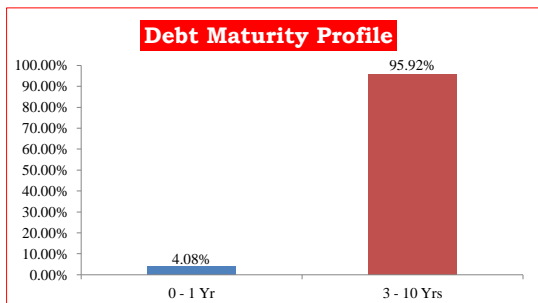
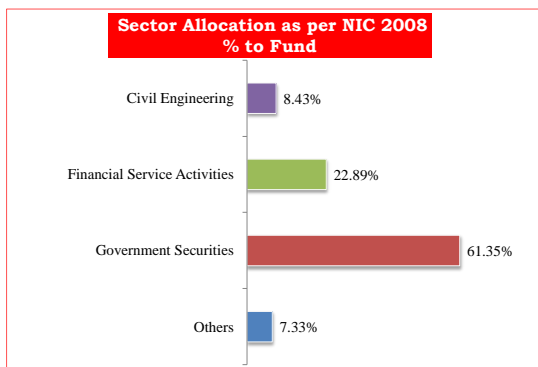
Debt Parameters	
Portfolio Yield (%)	6.62%
Avg Maturity (In Months)	98.96
Modified Duration (In Years)	5.80

AUM (in Lakhs)

Equity	Debt	MMI & Others	Total
-	8,189.00	647.46	8,836.46

Fund Manager	No. Of Funds Managed		
	Equity Fund	Debt Fund	Balanced Fund
Mr Vineet Choraria	-	28	3

Asset Category	F&U Mandate	% of Actual
Money Market Insts	0% to 20%	3.94%
Public Deposits		
Govt. Securities	30% to 100%	92.67%
Corporate Bonds		
Equity	0% to 50%	0.00%
Net Current Assets	-	3.39%



Secure Advantage Fund as on May 31, 2021

Fund Objective : To generate steady returns from higher interest accruals from high grade bonds.

SFIN Code	: ULIF06914/06/19SecAdvFund101
Inception Date	: 17 Dec 2019
NAV	: 11.5536

Fund V/s Benchmark Performance		
Period	Returns (%)	Benchmark Returns (%)#
Inception	10.44%	9.73%
10 Years	N/A	N/A
7 Years	N/A	N/A
5 Years	N/A	N/A
3 Years	N/A	N/A
2 Years	N/A	N/A
1 Year	5.21%	6.24%
6 Months	0.91%	1.29%
1 Month	0.53%	0.59%

CRISIL Composite Bond Fund Index
Note: Returns over 1 year have been annualized.

Portfolio

Debentures / Bonds	% to Fund
Reliance Industries Ltd	5.43%
Indian Railway Finance Corporation Ltd	4.23%
Housing Development Finance Corporation Ltd	4.21%
Power Grid Corporation of India Ltd	4.20%
NHPC Ltd	3.55%
Total	21.63%

Government Securities	% to Fund
7.59% GOI Mat 11-Jan-2026	50.06%
7.60% Food Corp of India Bond GOI Mat 09-Jan-2030	22.78%
Total	72.84%

Deposits, Money Mkt Securities and Net Current Assets.	5.53%
---	--------------

Grand Total	100.00%
--------------------	----------------

Debt Parameters	
Portfolio Yield (%)	6.10%
Avg Maturity (In Months)	72.91
Modified Duration (In Years)	4.57

AUM (₹ in Lakhs)

Equity	Debt	MMI & Others	Total
-	1,176.06	68.89	1,244.95

Fund Manager	No. Of Funds Managed		
	Equity Fund	Debt Fund	Balanced Fund
Mr Vineet Choraria	-	28	3

Asset Category	F&U Mandate	% of Actual
Money Market Insts	0% to 40%	2.37%
Public Deposits		
Govt. Securities	60% to 100%	94.47%
Corporate Bonds		
Equity	0%	0.00%
Net Current Assets	-	3.16%

