

MONTHLY UPDATE

MAY 2021



Sar utha ke jiyō!

INDEX



Group Fund Fact Sheet

Fund Name	SFIN	Page No
Balanced Managed Fund - Old Group	ULGF00411/08/03BalancedMF101	3
Defensive Managed Fund - Old Group	ULGF00311/08/03DefensiveF101	4
Liquid Fund - Old Group	ULGF00111/08/03LiquidFund101	5
Secured Managed Fund - Old Group	ULGF00211/08/03SecureMgtF101	6
Balanced Managed Fund - Life Group	ULGF02525/02/12BalancedMF101	7
Balanced Managed Fund - Pension Group	ULGF03218/02/12BalancedMF101	8
Defensive Managed Fund - Life Group	ULGF02425/02/12DefensiveF101	9
Defensive Managed Fund - Pension Group	ULGF03118/02/12DefensiveF101	10
Growth Fund - Pension Group	ULGF03318/02/12GrowthFund101	11
Liquid Fund - Life Group	ULGF02225/02/12LiquidFund101	12
Liquid Fund - Pension Group	ULGF02918/02/12LiquidFund101	13
Secured Managed Fund - Life Group	ULGF02325/02/12SecureMgtF101	14
Secured Managed Fund - Pension Group	ULGF03018/02/12SecureMgtF101	15
Stable Managed Fund - Old Group	ULGF00620/06/07StableMgFd101	16
Sovereign Fund - Life	ULGF01620/06/07SovereignF101	17
Sovereign Fund - Pension	ULGF01520/06/07SovereignF101	18
Stable Managed Fund - Life Group	ULGF02825/02/12StableMgFd101	19
Stable Managed Fund - Pension Group	ULGF03518/02/12StableMgFd101	20
Balanced Managed Fund - Life Group - II	ULGF04020/02/12BalncdMFII101	21
Defensive Managed Fund - Life Group - II	ULGF03920/02/12DefnsvFdII101	22
Liquid Fund - Life Group - II	ULGF03620/02/12LiquidFdII101	23
Secured Managed Fund - Life Group - II	ULGF03820/02/12SecureMFII101	24
Stable Managed Fund - Life Group - II	ULGF03720/02/12StableMFII101	25
Balanced Managed Fund - Pension Group - II	ULGF04611/02/12BalncdMFII101	26
Defensive Managed Fund - Pension Group - II	ULGF04511/02/12DefnsvFdII101	27
Liquid Fund - Pension Group - II	ULGF04311/02/12LiquidFdII101	28
Secure Managed Fund - Pension Group - II	ULGF04411/02/12SecureMFII101	29
Stable Managed Fund - Pension Group - II	ULGF04811/02/12StableMFII101	30
Balanced Managed Fund - Defined Benefit Group	ULGF01128/03/05BalancedMF101	31
Defensive Managed Fund - Defined Benefit Group	ULGF01028/03/05DefensiveF101	32
Secured Managed Fund - Defined Benefit Group	ULGF00928/03/05SecureMgtF101	33

Balanced Managed Fund - Old Group as on May 31, 2021

Fund Objective : To generate long term capital appreciation along with current income from a combined portfolio of equity and debt market instruments. The equity exposure will be between 30%-60%.

SFIN Code	: U LGF00411/08/03BalancedMF101
Inception Date	: 23 Jul 2003
NAV	: 188.4005

Fund V/s Benchmark Performance		
Period	Returns (%)	Benchmark Returns (%)#
Inception	13.36%	11.27%
10 Years	10.50%	9.74%
7 Years	11.47%	10.25%
5 Years	11.66%	10.96%
3 Years	11.59%	11.20%
2 Years	12.66%	11.85%
1 Year	28.98%	31.85%
6 Months	9.28%	10.27%
1 Month	3.44%	3.32%

45% BSE -100 55% CRISIL Composite Bond Fund Index
Note: Returns over 1 year have been annualized.

Portfolio

Equity	% to Fund
HDFC Bank Limited	3.82%
Infosys Limited	3.55%
Reliance Industries Limited	3.35%
ICICI Bank Limited	2.82%
Kotak Mahindra MF - Kotak Banking ETF - Dividend Payout Option	2.32%
Hindustan Unilever Limited	1.61%
Tata Consultancy Services Limited	1.61%
Nippon India ETF Bank Bees	1.45%
Larsen & Toubro Limited	1.29%
Bharti Airtel Ltd	1.20%
Kotak Mahindra Bank Limited	1.15%
Axis Bank Limited	1.11%
ICICI Prudential Private Banks ETF	0.97%
ITC Limited	0.92%
Asian Paints (India) Ltd	0.87%
Maruti Suzuki India Ltd	0.78%
Mahindra & Mahindra Ltd.	0.78%
Bajaj Finance Ltd	0.77%
UltraTech Cement Limited	0.69%
Dr Reddys Laboratories Limited	0.69%
ICICI Prudential IT ETF	0.61%
Tata Steel Limited	0.55%
Nestle India Limited	0.51%
Lupin Limited	0.51%
Others	12.37%
Total	46.27%

Debentures / Bonds	% to Fund
Housing Development Finance Corporation Ltd	3.91%
Indian Railway Finance Corporation Ltd	3.34%
State Bank of India	2.16%
Power Grid Corporation of India Ltd	1.92%
Nuclear Power Corporation of India Ltd	1.76%
Mahindra and Mahindra Financial Services Ltd	1.76%
Reliance Industries Ltd	1.41%
Export and Import Bank of India	1.28%
National Bank For Agriculture & Rural Development	1.27%
IDFC First Bank Limited	1.24%
Others	7.32%
Total	27.38%

Government Securities	% to Fund
6.64% GOI Mat 16-Jun-2035	4.88%
7.17% GOI Mat 08-Jan-2028	4.27%
7.27% GOI Mat 08-Apr-2026	3.70%
6.83% Karnataka SDL Mat 23-Nov-2026	1.37%
5.85% GOI Mat 01-Dec-2030	1.24%
6.57% Maharashtra SDL Mat 03-Jun-2031	0.89%
7.38% Karnataka SDL Mat 27-Sep-2027	0.84%
7.26% GOI Mat 14-Jan-2029	0.48%
6.97% GOI Mat 06-Sep-2026	0.45%
5.77% GOI Mat 03-AUG-2030	0.37%
Others	3.68%
Total	22.17%

Deposits, Money Mkt Securities and Net Current Assets.	4.17%
---------------------------------------------------------------	--------------

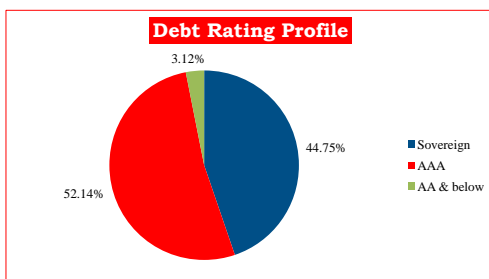
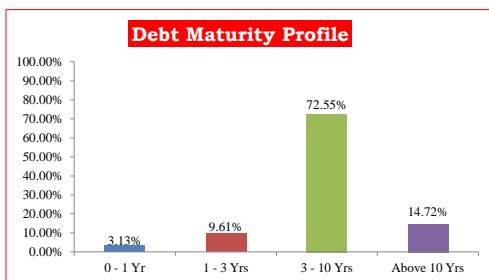
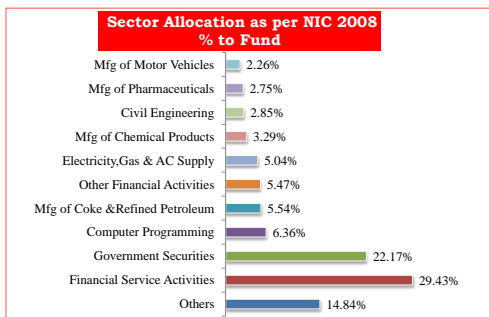
Grand Total	100.00%
--------------------	----------------

Debt Parameters	
Portfolio Yield (%)	5.94%
Avg Maturity (In Months)	75.92
Modified Duration (In Years)	4.66

AUM (₹ in Lakhs)			
Equity	Debt	MMI & Others	Total
34,527.41	36,975.32	3,113.96	74,616.69

Fund Manager	No. Of Funds Managed		
	Equity Fund	Debt Fund	Balanced Fund
Mr Kailash Lalwani	-	13	25
Mr Shailesh Dhamankar	3	-	10

Asset Category	F&U Mandate	% of Actual
Money Market Insts	0% to 5%	1.25%
Public Deposits	0% to 15%	0.00%
Govt. Securities	20% to 70%	49.55%
Corporate Bonds		
Equity	30% to 60%	46.27%
Net Current Assets	-	2.92%



Defensive Managed Fund - Old Group as on May 31, 2021

Fund Objective : To enhance long term returns for a portfolio predominantly invested in fixed income securities by taking a moderate to medium exposure to equity and equity related securities. The equity exposure will be between 15%-30%.

SFIN Code	: ULGF00311/08/03DefensiveF101
Inception Date	: 23 Jul 2003
NAV	: 118.6469

Fund V/s Benchmark Performance		
Period	Returns (%)	Benchmark Returns (%)#
Inception	10.45%	9.16%
10 Years	9.56%	9.27%
7 Years	10.13%	9.70%
5 Years	10.19%	9.78%
3 Years	10.46%	10.58%
2 Years	10.95%	10.71%
1 Year	17.05%	19.04%
6 Months	4.93%	5.78%
1 Month	1.97%	1.96%

22.5% BSE -100 77.5% CRISIL Composite Bond Fund Index
Note: Returns over 1 year have been annualized.

Portfolio	
Equity	% to Fund
Reliance Industries Limited	2.42%
HDFC Bank Limited	2.38%
ICICI Bank Limited	2.14%
Infosys Limited	2.04%
Tata Consultancy Services Limited	1.13%
Bajaj Finance Ltd	0.99%
Kotak Mahindra Bank Limited	0.96%
Hindustan Unilever Limited	0.86%
Axis Bank Limited	0.79%
Larsen & Toubro Limited	0.78%
Bharti Airtel Ltd	0.60%
ITC Limited	0.57%
Tata Steel Limited	0.56%
Asian Paints (India) Ltd	0.55%
Others	6.72%
Total	23.50%

Debentures / Bonds	% to Fund
Housing Development Finance Corporation Ltd	5.81%
Power Grid Corporation of India Ltd	4.19%
National Bank For Agriculture & Rural Development	3.47%
Indian Railway Finance Corporation Ltd	3.44%
National Thermal Power Corporation Ltd	2.20%
State Bank of India	2.13%
AXIS Bank Limited	1.84%
IDFC First Bank Limited	1.81%
LIC Housing Finance Ltd	1.69%
REC Limited	1.57%
Others	13.48%
Total	41.62%

Government Securities	% to Fund
6.64% GOI Mat 16-Jun-2035	6.63%
7.17% GOI Mat 08-Jan-2028	5.73%
7.27% GOI Mat 08-Apr-2026	4.53%
6.45% GOI Mat 07-Oct-2029	2.97%
7.20% Maharashtra SDL Mat 09-Aug-2027	1.89%
5.85% GOI Mat 01-Dec-2030	1.73%
7.38% Karnataka SDL Mat 27-Sep-2027	1.11%
6.57% Maharashtra SDL Mat 03-Jun-2031	0.94%
7.84% Maharashtra SDL Mat 13-Jul-2026	0.85%
6.97% GOI Mat 06-Sep-2026	0.63%
Others	5.41%
Total	32.42%

Deposits, Money Mkt Securities and Net Current Assets.	2.46%
---------------------------------------------------------------	--------------

Grand Total	100.00%
--------------------	----------------

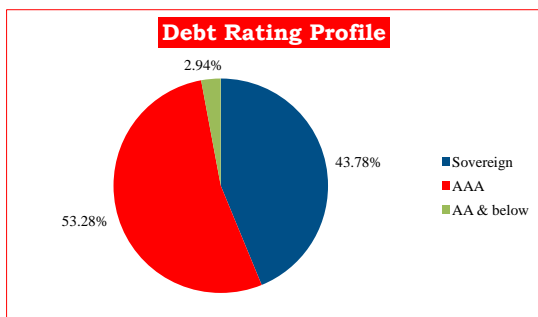
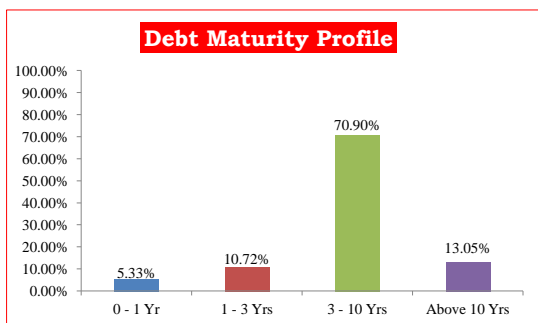
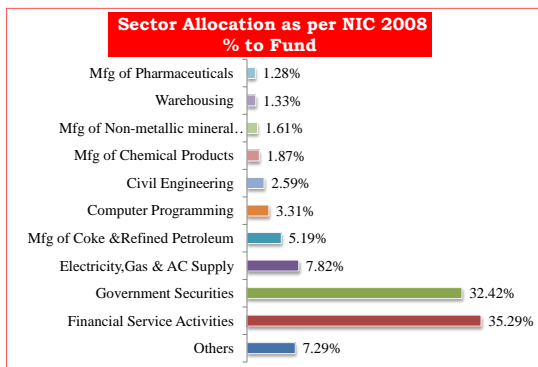
Debt Parameters	
Portfolio Yield (%)	5.97%
Avg Maturity (In Months)	74.85
Modified Duration (In Years)	4.69

AUM (in Lakhs)

Equity	Debt	MMI & Others	Total
7,400.94	23,319.83	776.09	31,496.86

Fund Manager	No. Of Funds Managed		
	Equity Fund	Debt Fund	Balanced Fund
Mr Kailash Lalwani	-	13	25
Mr Nishit Dholakia	3	-	13

Asset Category	F&U Mandate	% of Actual
Money Market Insts	0% to 5%	0.72%
Public Deposits	0% to 15%	0.00%
Govt. Securities	50% to 85%	74.04%
Corporate Bonds	15% to 30%	23.50%
Equity	-	1.74%
Net Current Assets	-	-



Liquid Fund - Old Group as on May 31, 2021

Fund Objective : To deliver returns linked to Money Market levels with minimal interest rate risk and minimal credit risk so as to provide a high level of safety of capital.

SFIN Code	: ULGF00111/08/03LiquidFund101
Inception Date	: 23 Jul 2003
NAV	: 66.3286

Fund V/s Benchmark Performance		
Period	Returns (%)	Benchmark Returns (%)#
Inception	6.92%	6.72%
10 Years	6.71%	7.44%
7 Years	6.02%	6.87%
5 Years	5.28%	6.27%
3 Years	4.87%	5.84%
2 Years	4.30%	4.90%
1 Year	3.09%	3.80%
6 Months	1.41%	1.78%
1 Month	0.23%	0.29%

CRISIL Liquid Fund Index
Note: Returns over 1 year have been annualized.

Portfolio

Deposits, Money Mkt Securities and Net Current Assets.	100.00%
--------------------------------------------------------	---------

Grand Total	100.00%
-------------	---------

Debt Parameters

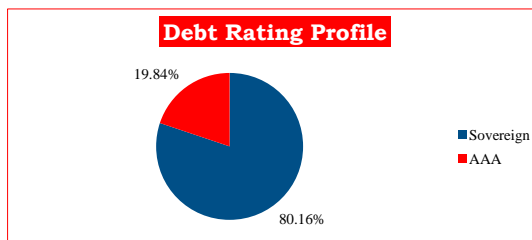

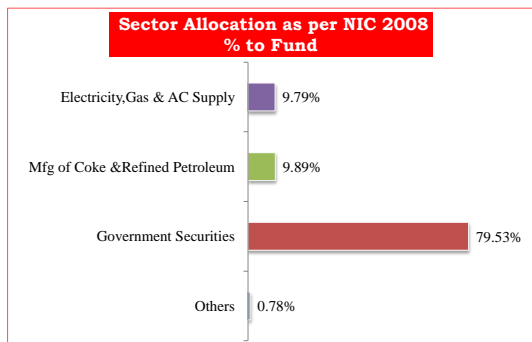
Portfolio Yield (%)	3.60%
Avg Maturity (In Months)	6.20
Modified Duration (In Years)	0.52

AUM (in Lakhs)

Equity	Debt	MMI & Others	Total
-	-	302.84	302.84

Fund Manager	No. Of Funds Managed		
	Equity Fund	Debt Fund	Balanced Fund
Mr Vineet Choraria	-	28	3

Asset Category	F&U Mandate	% of Actual
Money Market Insts	100%	100.00%
Public Deposits		
Govt. Securities	0%	0.00%
Corporate Bonds		
Equity	0%	0.00%



Secured Managed Fund - Old Group as on May 31, 2021

Fund Objective : To provide reasonable returns through investments in high credit quality debt instruments while maintaining an optimal level of interest rate risk.

SFIN Code	: ULGF00211/08/03SecureMgtF101
Inception Date	: 23 Jul 2003
NAV	: 73.5515

Fund V/s Benchmark Performance		
Period	Returns (%)	Benchmark Returns (%)#
Inception	7.50%	7.04%
10 Years	8.74%	8.81%
7 Years	8.94%	9.16%
5 Years	8.35%	8.60%
3 Years	9.49%	9.95%
2 Years	8.68%	9.58%
1 Year	5.24%	6.24%
6 Months	1.14%	1.29%
1 Month	0.67%	0.59%

CRISIL Composite Bond Fund Index
Note: Returns over 1 year have been annualized.

Portfolio

Debentures / Bonds	% to Fund
IDFC First Bank Limited	5.97%
Bajaj Finance Ltd	3.84%
Housing Development Finance Corporation Ltd	3.05%
State Bank of India	2.36%
Sikka Ports And Terminals	2.25%
Power Finance Corporation Ltd	2.23%
REC Limited	2.18%
Mahindra & Mahindra Ltd	2.11%
National Bank For Agriculture & Rural Development	1.87%
Mahindra and Mahindra Financial Services Ltd	1.81%
Others	4.98%
Total	32.66%

Government Securities	% to Fund
6.64% GOI Mat 16-Jun-2035	11.43%
6.79% GOI Mat 15-May-2027	6.86%
7.17% GOI Mat 08-Jan-2028	5.63%
7.26% GOI Mat 14-Jan-2029	4.81%
6.79% GOI Mat 26-Dec-2029	3.33%
7.59% GOI Mat 11-Jan-2026	3.17%
5.85% GOI Mat 01-Dec-2030	2.66%
7.72% GOI Mat 25-May-2025	2.00%
7.61% GOI Mat 09-May-2030	1.97%
6.97% GOI Mat 06-Sep-2026	1.85%
Others	18.37%
Total	62.07%

Deposits, Money Mkt Securities and Net Current Assets.	5.27%
---------------------------------------------------------------	--------------

Grand Total	100.00%
--------------------	----------------

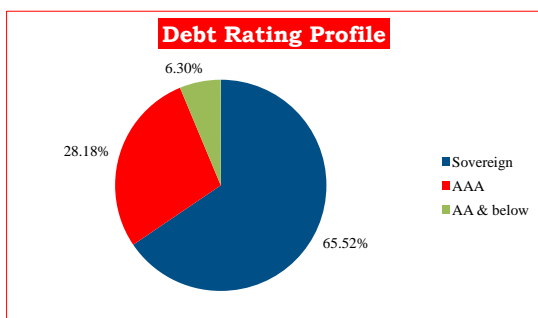
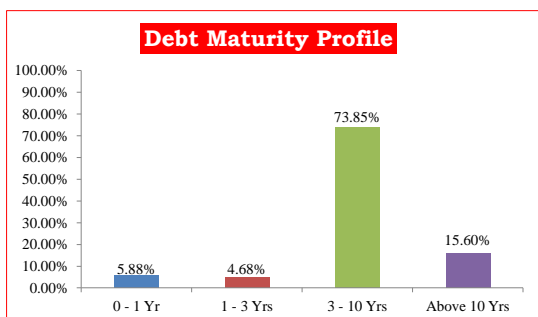
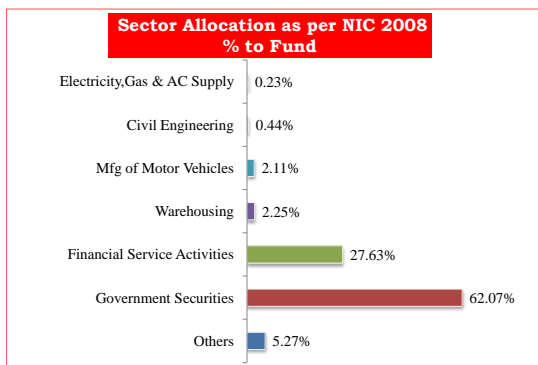
Debt Parameters	
Portfolio Yield (%)	5.96%
Avg Maturity (In Months)	79.16
Modified Duration (In Years)	4.87

AUM (₹ in Lakhs)

Equity	Debt	MMI & Others	Total
-	13,695.64	762.04	14,457.68

Fund Manager	No. Of Funds Managed		
	Equity Fund	Debt Fund	Balanced Fund
Mr Vineet Choraria	-	28	3

Asset Category	F&U Mandate	% of Actual
Money Market Insts	0% to 5%	1.60%
Public Deposits	0% to 20%	0.00%
Govt. Securities	75% to 100%	94.73%
Corporate Bonds		
Equity	0%	0.00%
Net Current Assets	-	3.67%



Balanced Managed Fund - Life Group as on May 31, 2021

Fund Objective : To generate long term capital appreciation along with current income from a combined portfolio of equity and debt market instruments. The equity exposure will be between 30%-60%.

SFIN Code	: ULGFO2525/02/12BalancedMF101
Inception Date	: 02 Jan 2004
NAV	: 150.5179

Fund V/s Benchmark Performance		
Period	Returns (%)	Benchmark Returns (%)#
Inception	11.98%	9.71%
10 Years	10.83%	9.74%
7 Years	11.37%	10.25%
5 Years	11.54%	10.96%
3 Years	11.24%	11.20%
2 Years	12.90%	11.85%
1 Year	29.43%	31.85%
6 Months	9.37%	10.27%
1 Month	3.35%	3.32%

45% BSE-100 55% CRISIL Composite Bond Fund Index
Note: Returns over 1 year have been annualized.

Portfolio

Equity	% to Fund
HDFC Bank Limited	4.36%
ICICI Bank Limited	3.86%
Infosys Limited	3.67%
Reliance Industries Limited	3.40%
Kotak Mahindra Bank Limited	1.88%
Axis Bank Limited	1.86%
Hindustan Unilever Limited	1.68%
Tata Consultancy Services Limited	1.47%
Larsen & Toubro Limited	1.34%
Bharti Airtel Ltd	1.34%
State Bank of India	1.21%
Bajaj Finance Ltd	0.98%
Asian Paints (India) Ltd	0.94%
Dr Reddys Laboratories Limited	0.92%
UltraTech Cement Limited	0.87%
Mahindra & Mahindra Ltd.	0.85%
Maruti Suzuki India Ltd	0.83%
Tata Steel Limited	0.81%
ICICI Prudential IT ETF	0.68%
HCL Technologies Limited	0.64%
Nestle India Limited	0.55%
SBI Life Insurance Company Limited	0.50%
Others	11.84%
Total	46.48%

Debentures / Bonds	% to Fund
Power Grid Corporation of India Ltd	3.92%
Indian Railway Finance Corporation Ltd	3.67%
Housing Development Finance Corporation Ltd	3.62%
National Bank For Agriculture & Rural Development	3.05%
LIC Housing Finance Ltd	2.34%
State Bank of India	2.06%
Sundaram Finance Ltd	1.33%
Mahindra and Mahindra Financial Services Ltd	1.07%
HDB Financial Services Ltd	0.94%
REC Limited	0.78%
Others	4.14%
Total	26.92%

Government Securities	% to Fund
6.64% GOI Mat 16-Jun-2035	4.57%
7.27% GOI Mat 08-Apr-2026	3.57%
7.17% GOI Mat 08-Jan-2028	3.48%
6.45% GOI Mat 07-Oct-2029	2.33%
7.38% Karnataka SDL Mat 27-Sep-2027	1.06%
5.85% GOI Mat 01-Dec-2030	0.98%
7.20% Maharashtra SDL Mat 09-Aug-2027	0.76%
6.97% GOI Mat 06-Sep-2026	0.64%
7.80% Karnataka SDL Mat 08-Apr-2030	0.59%
7.26% GOI Mat 14-Jan-2029	0.58%
Others	4.21%
Total	22.77%

Deposits, Money Mkt Securities and Net Current Assets.	3.82%
---------------------------------------------------------------	--------------

Grand Total	100.00%
--------------------	----------------

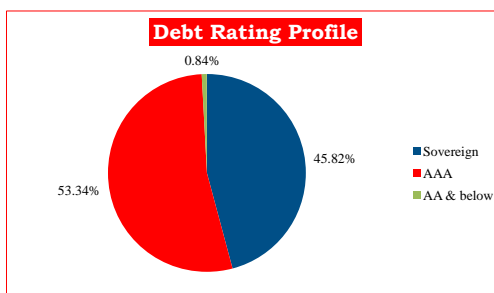
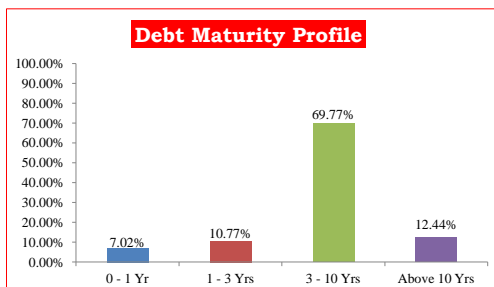
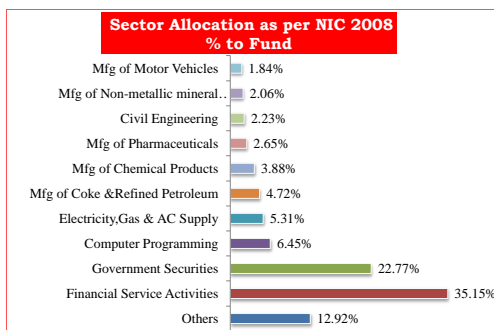
Debt Parameters	
Portfolio Yield (%)	5.87%
Avg Maturity (In Months)	72.16
Modified Duration (In Years)	4.53

AUM (₹ in Lakhs)

Equity	Debt	MMI & Others	Total
8,460.59	9,047.07	696.12	18,203.79

Fund Manager	No. Of Funds Managed		
	Equity Fund	Debt Fund	Balanced Fund
Mr Kailash Lalwani	-	13	25
Mr Abhishek Agarwa	-	-	8

Asset Category	F&U Mandate	% of Actual
Money Market Insts	0% to 5%	2.74%
Public Deposits	0% to 15%	0.00%
Govt. Securities	20% to 70%	49.70%
Corporate Bonds	30% to 60%	46.48%
Equity	-	1.09%
Net Current Assets	-	-



Balanced Managed Fund - Pension Group as on May 31, 2021

Fund Objective : To generate long term capital appreciation along with current income from a combined portfolio of equity and debt market instruments. The equity exposure will be between 30%-60%.

SFIN Code	: ULGF03218/02/12BalancedMF101
Inception Date	: 02 Jan 2004
NAV	: 142.6557

Fund V/s Benchmark Performance		
Period	Returns (%)	Benchmark Returns (%)#
Inception	11.64%	9.71%
10 Years	10.68%	9.74%
7 Years	11.32%	10.25%
5 Years	11.46%	10.96%
3 Years	11.11%	11.20%
2 Years	12.46%	11.85%
1 Year	28.84%	31.85%
6 Months	8.93%	10.27%
1 Month	3.35%	3.32%

45% BSE-100 55% CRISIL Composite Bond Fund Index
Note: Returns over 1 year have been annualized.

Portfolio

Equity	% to Fund
HDFC Bank Limited	4.32%
ICICI Bank Limited	3.83%
Infosys Limited	3.64%
Reliance Industries Limited	3.37%
Kotak Mahindra Bank Limited	1.86%
Axis Bank Limited	1.85%
Hindustan Unilever Limited	1.66%
Tata Consultancy Services Limited	1.46%
Larsen & Toubro Limited	1.33%
Bharti Airtel Ltd	1.33%
State Bank of India	1.19%
Bajaj Finance Ltd	0.97%
Asian Paints (India) Ltd	0.93%
Dr Reddys Laboratories Limited	0.91%
UltraTech Cement Limited	0.86%
Mahindra & Mahindra Ltd.	0.84%
Maruti Suzuki India Ltd	0.82%
Tata Steel Limited	0.80%
ICICI Prudential IT ETF	0.67%
HCL Technologies Limited	0.64%
Nestle India Limited	0.55%
Others	12.21%
Total	46.04%

Debentures / Bonds	% to Fund
Housing Development Finance Corporation Ltd	6.21%
Power Grid Corporation of India Ltd	4.69%
National Bank For Agriculture & Rural Development	2.39%
LIC Housing Finance Ltd	1.87%
State Bank of India	1.49%
IDFC First Bank Limited	1.37%
Indian Railway Finance Corporation Ltd	1.36%
Hindustan Petroleum Corporation Ltd	1.33%
National Thermal Power Corporation Ltd	0.93%
Mahindra and Mahindra Financial Services Ltd	0.91%
Others	4.18%
Total	26.74%

Government Securities	% to Fund
6.64% GOI Mat 16-Jun-2035	4.80%
7.17% GOI Mat 08-Jan-2028	4.62%
7.27% GOI Mat 08-Apr-2026	2.69%
7.20% Maharashtra SDL Mat 09-Aug-2027	2.13%
6.45% GOI Mat 07-Oct-2029	1.29%
5.85% GOI Mat 01-Dec-2030	1.21%
6.57% Maharashtra SDL Mat 03-Jun-2031	0.83%
7.38% Karnataka SDL Mat 27-Sep-2027	0.73%
6.97% GOI Mat 06-Sep-2026	0.44%
8.16% Gujarat SDL Mat 30-Jan-2029	0.39%
Others	3.06%
Total	22.20%

Deposits, Money Mkt Securities and Net Current Assets.	5.02%
---------------------------------------------------------------	--------------

Grand Total	100.00%
--------------------	----------------

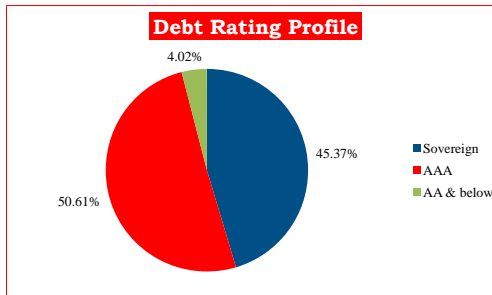
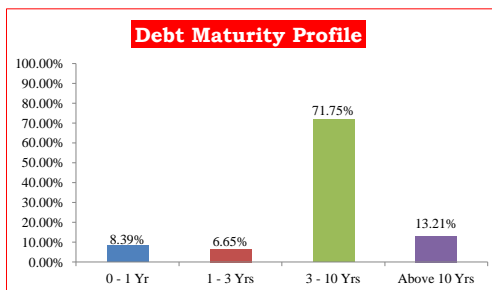
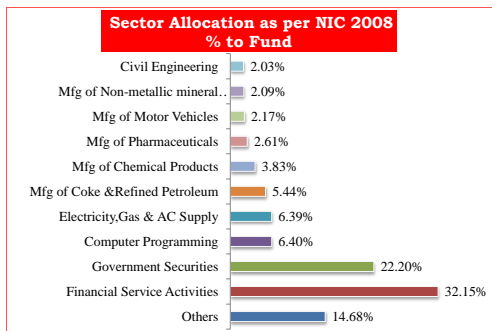
Debt Parameters	
Portfolio Yield (%)	5.85%
Avg Maturity (In Months)	72.48
Modified Duration (In Years)	4.48

AUM (in Lakhs)

Equity	Debt	MMI & Others	Total
11,298.49	12,009.24	1,232.32	24,540.05

Fund Manager	No. Of Funds Managed		
	Equity Fund	Debt Fund	Balanced Fund
Mr Kailash Lalwani	-	13	25
Mr Abhishek Agarwa	-	-	8

Asset Category	F&U Mandate	% of Actual
Money Market Insts	0% to 5%	3.77%
Public Deposits	0% to 15%	0.00%
Govt. Securities	20% to 70%	48.94%
Corporate Bonds		
Equity	30% to 60%	46.04%
Net Current Assets	-	1.25%



Defensive Managed Fund - Life Group as on May 31, 2021

Fund Objective : To enhance long term returns for a portfolio predominantly invested in fixed income securities by taking a moderate to medium exposure to equity and equity related securities. The equity exposure will be between 15%-30%.

SFIN Code	: ULGF02425/02/12DefensiveF101
Inception Date	: 02 Jan 2004
NAV	: 104.572

Fund V/s Benchmark Performance		
Period	Returns (%)	Benchmark Returns (%)#
Inception	9.77%	8.36%
10 Years	9.79%	9.27%
7 Years	9.98%	9.70%
5 Years	9.83%	9.78%
3 Years	10.47%	10.58%
2 Years	10.90%	10.71%
1 Year	15.80%	19.04%
6 Months	4.87%	5.78%
1 Month	2.01%	1.96%

22.5% BSE -100 77.5% CRISIL Composite Bond Fund Index
Note: Returns over 1 year have been annualized.

Portfolio

Equity	% to Fund
HDFC Bank Limited	2.16%
ICICI Bank Limited	1.94%
Infosys Limited	1.84%
Reliance Industries Limited	1.70%
Kotak Mahindra Bank Limited	0.94%
Axis Bank Limited	0.93%
Hindustan Unilever Limited	0.84%
Tata Consultancy Services Limited	0.74%
Larsen & Toubro Limited	0.67%
Bharti Airtel Ltd	0.67%
State Bank of India	0.60%
Others	10.17%
Total	23.20%

Debentures / Bonds	% to Fund
Housing Development Finance Corporation Ltd	5.52%
Power Grid Corporation of India Ltd	3.08%
LIC Housing Finance Ltd	2.85%
REC Limited	2.82%
State Bank of India	2.46%
National Bank For Agriculture & Rural Development	2.39%
Reliance Industries Ltd	2.27%
ICICI Bank Ltd	2.24%
National Highway Authority Of India	1.80%
Indian Railway Finance Corporation Ltd	1.50%
Others	13.19%
Total	40.13%

Government Securities	% to Fund
6.64% GOI Mat 16-Jun-2035	7.48%
7.17% GOI Mat 08-Jan-2028	6.08%
7.27% GOI Mat 08-Apr-2026	3.76%
7.20% Maharashtra SDL Mat 09-Aug-2027	2.61%
6.45% GOI Mat 07-Oct-2029	2.52%
5.85% GOI Mat 01-Dec-2030	1.75%
7.38% Karnataka SDL Mat 27-Sep-2027	1.02%
6.67% GOI Mat 17-Dec-2050	0.92%
7.26% GOI Mat 14-Jan-2029	0.88%
7.15% Karnataka SDL Mat 09 Oct 2028	0.76%
Others	5.66%
Total	33.45%

Deposits, Money Mkt Securities and Net Current Assets.	3.21%
---------------------------------------------------------------	--------------

Grand Total	100.00%
--------------------	----------------

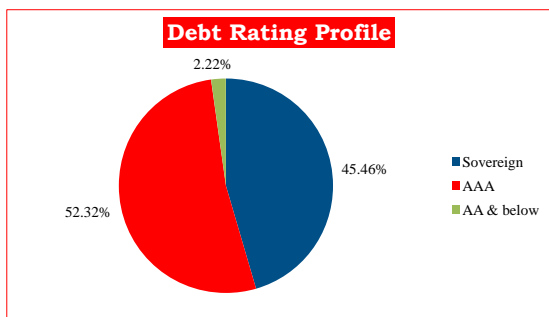
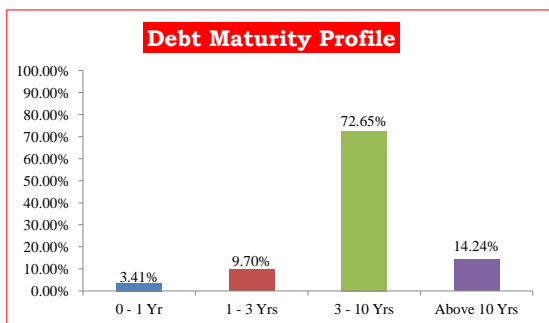
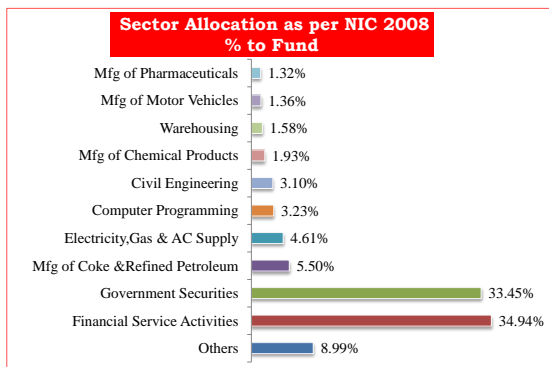
Debt Parameters	
Portfolio Yield (%)	5.97%
Avg Maturity (In Months)	79.03
Modified Duration (In Years)	4.78

AUM (` in Lakhs)

Equity	Debt	MMI & Others	Total
32,664.93	1,03,584.06	4,524.96	1,40,773.95

Fund Manager	No. Of Funds Managed		
	Equity Fund	Debt Fund	Balanced Fund
Mr Kailash Lalwani	-	13	25
Mr Abhishek Agarwal	-	-	8

Asset Category	F&U Mandate	% of Actual
Money Market Insts	0% to 5%	1.61%
Public Deposits	0% to 15%	0.00%
Govt. Securities	50% to 85%	73.58%
Corporate Bonds	15% to 30%	23.20%
Equity	-	1.60%
Net Current Assets	-	-



Defensive Managed Fund - Pension Group as on May 31, 2021

Fund Objective : To enhance long term returns for a portfolio predominantly invested in fixed income securities by taking a moderate to medium exposure to equity and equity related securities. The equity exposure will be between 15%-30%.

SFIN Code	: ULGF03118/02/12DefensiveF101
Inception Date	: 02 Jan 2004
NAV	: 94.3529

Fund V/s Benchmark Performance		
Period	Returns (%)	Benchmark Returns (%)#
Inception	9.12%	8.36%
10 Years	9.79%	9.27%
7 Years	9.97%	9.70%
5 Years	9.94%	9.78%
3 Years	10.39%	10.58%
2 Years	10.63%	10.71%
1 Year	16.12%	19.04%
6 Months	4.89%	5.78%
1 Month	2.04%	1.96%

22.5% BSE -100 77.5% CRISIL Composite Bond Fund Index
Note: Returns over 1 year have been annualized.

Portfolio

Equity	% to Fund
HDFC Bank Limited	2.19%
ICICI Bank Limited	1.94%
Infosys Limited	1.85%
Reliance Industries Limited	1.71%
Kotak Mahindra Bank Limited	0.94%
Axis Bank Limited	0.94%
Hindustan Unilever Limited	0.84%
Tata Consultancy Services Limited	0.74%
Larsen & Toubro Limited	0.68%
Bharti Airtel Ltd	0.67%
State Bank of India	0.61%
Others	10.26%
Total	23.37%

Debentures / Bonds	% to Fund
NHPC Ltd	5.25%
Housing Development Finance Corporation Ltd	5.22%
Reliance Industries Ltd	2.88%
National Bank For Agriculture & Rural Development	2.84%
Power Grid Corporation of India Ltd	2.77%
State Bank of India	2.56%
Power Finance Corporation Ltd	1.96%
Indian Railway Finance Corporation Ltd	1.94%
LIC Housing Finance Ltd	1.90%
REC Limited	1.70%
Others	12.61%
Total	41.62%

Government Securities	% to Fund
7.17% GOI Mat 08-Jan-2028	7.42%
6.64% GOI Mat 16-Jun-2035	6.43%
7.27% GOI Mat 08-Apr-2026	3.78%
7.20% Maharashtra SDL Mat 09-Aug-2027	3.65%
6.45% GOI Mat 07-Oct-2029	3.38%
5.85% GOI Mat 01-Dec-2030	1.72%
7.38% Karnataka SDL Mat 27-Sep-2027	1.03%
7.80% Karnataka SDL Mat 08-Apr-2030	0.79%
6.97% GOI Mat 06-Sep-2026	0.67%
8.16% Gujarat SDL Mat 30-Jan-2029	0.57%
Others	3.13%
Total	32.58%

Deposits, Money Mkt Securities and Net Current Assets.	2.43%
---------------------------------------------------------------	--------------

Grand Total	100.00%
--------------------	----------------

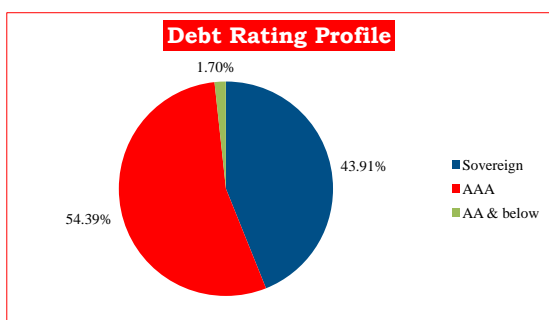
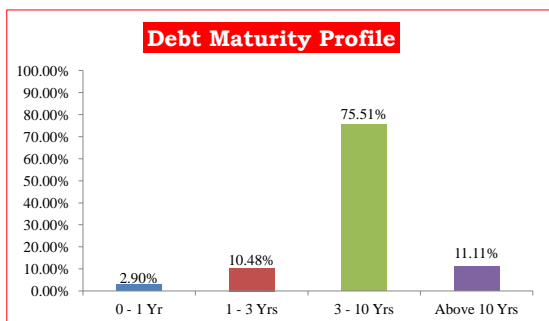
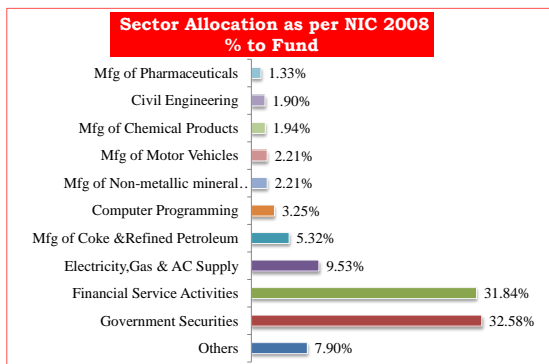
Debt Parameters	
Portfolio Yield (%)	5.97%
Avg Maturity (In Months)	75.35
Modified Duration (In Years)	4.69

AUM (` in Lakhs)

Equity	Debt	MMI & Others	Total
4,414.18	14,013.69	459.29	18,887.16

Fund Manager	No. Of Funds Managed		
	Equity Fund	Debt Fund	Balanced Fund
Mr Kailash Lalwani	-	13	25
Mr Abhishek Agarwal	-	-	8

Asset Category	F&U Mandate	% of Actual
Money Market Insts	0% to 5%	0.75%
Public Deposits	0% to 15%	0.00%
Govt. Securities	50% to 85%	74.20%
Corporate Bonds	50% to 85%	74.20%
Equity	15% to 30%	23.37%
Net Current Assets	-	1.69%



Growth Fund - Pension Group as on May 31, 2021

Fund Objective : To generate long term capital appreciation from a diversified portfolio of equity and equity related securities.

SFIN Code	: ULGF03318/02/12GrowthFund101
Inception Date	: 02 Jan 2004
NAV	: 248.7485

Fund V/s Benchmark Performance		
Period	Returns (%)	Benchmark Returns (%)#
Inception	14.89%	13.01%
10 Years	12.36%	10.87%
7 Years	13.55%	11.59%
5 Years	16.18%	13.84%
3 Years	13.74%	12.74%
2 Years	17.72%	14.62%
1 Year	67.82%	63.15%
6 Months	28.58%	21.24%
1 Month	7.57%	6.66%

BSE-100

Note: Returns over 1 year have been annualized.

Portfolio

Equity	% to Fund
UltraTech Cement Limited	7.78%
State Bank of India	5.38%
Infosys Limited	4.96%
Reliance Industries Limited	4.31%
Tata Steel Limited	4.31%
Dr Reddys Laboratories Limited	4.29%
Bharti Airtel Ltd	3.98%
Larsen & Toubro Limited	3.96%
Axis Bank Limited	3.50%
Sun Pharmaceuticals Industries Limited	3.24%
Godrej Consumer Products Limited	2.75%
Adani Port & Special Economic Zone Ltd	2.66%
Tata Motors Limited	2.63%
Tech Mahindra Limited	2.62%
Hindalco Industries Limited	2.53%
Mahindra & Mahindra Ltd.	2.51%
Bajaj Auto Ltd.	2.49%
HDFC Bank Limited	2.37%
Vedanta Ltd	2.24%
Cipla Limited	2.12%
Bharat Petroleum Corporation Ltd	1.63%
Bajaj Finserv Ltd	1.59%
Marico Limited.	1.54%
Maruti Suzuki India Ltd	1.53%
Eicher Motors Limited	1.44%
Nestle India Limited	1.43%
Gas Authority of India Limited	1.21%
Asian Paints (India) Ltd	1.20%
IndusInd Bank Limited	1.20%
Oil & Natural Gas Corporation Ltd.	1.15%
Ambuja Cements Ltd.	1.06%
Power Grid Corporation of India Ltd	1.00%
SKF India Ltd	1.00%
Lupin Limited	0.99%
Tata Power Co. Ltd	0.85%
Coal India Limited	0.85%
Bosch Ltd	0.82%
Grasim Industries Limited	0.79%
Indus Towers Limited	0.75%
Associated Cement Co Ltd.	0.75%
Colgate Palmolive (India) Ltd	0.74%
Indian Oil Corporation Ltd	0.58%
Others	1.49%
Total	96.22%

Deposits, Money Mkt Securities and Net Current Assets.	3.78%
---------------------------------------------------------------	--------------

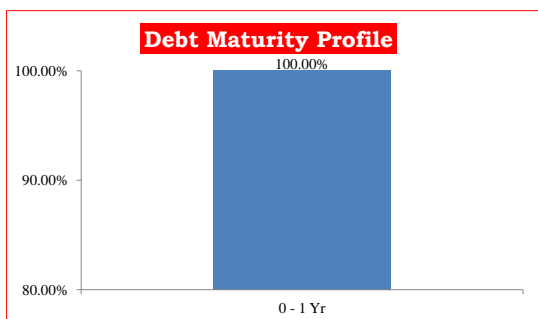
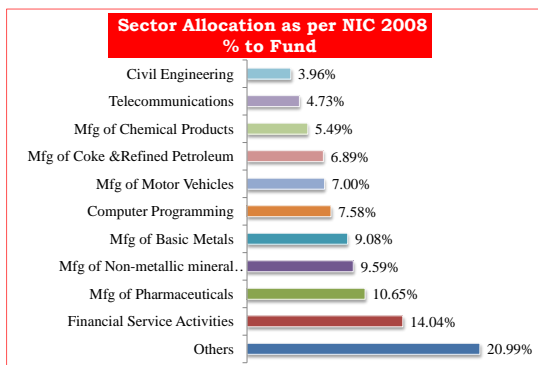
Grand Total	100.00%
--------------------	----------------

AUM (` in Lakhs)

Equity	Debt	MMI & Others	Total
35.68	-	1.40	37.08

Fund Manager	No. Of Funds Managed		
	Equity Fund	Debt Fund	Balanced Fund
Mr Priyank Singhal	9	-	-

Asset Category	F&U Mandate	% of Actual
Money Market Insts	0% to 5%	0.91%
Public Deposits	0%	0.00%
Govt. Securities	0%	0.00%
Corporate Bonds	0%	0.00%
Equity	95% to 100%	96.22%
Net Current Assets	-	2.87%



Liquid Fund - Life Group as on May 31, 2021

Fund Objective : To deliver returns linked to Money Market levels with minimal interest rate risk and minimal credit risk so as to provide a high level of safety of capital.

SFIN Code	: ULGF02225/02/12LiquidFund101
Inception Date	: 02 Jan 2004
NAV	: 65.7168

Fund V/s Benchmark Performance		
Period	Returns (%)	Benchmark Returns (%)#
Inception	7.05%	6.78%
10 Years	6.89%	7.44%
7 Years	6.05%	6.87%
5 Years	5.32%	6.27%
3 Years	4.90%	5.84%
2 Years	4.38%	4.90%
1 Year	3.31%	3.80%
6 Months	1.60%	1.78%
1 Month	0.22%	0.29%

CRISIL Liquid Fund Index
Note: Returns over 1 year have been annualized.

Portfolio

Deposits, Money Mkt Securities and Net Current Assets.	100.00%
---------------------------------------------------------------	----------------

Grand Total	100.00%
--------------------	----------------

Debt Parameters

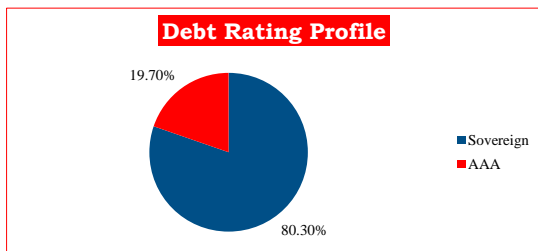
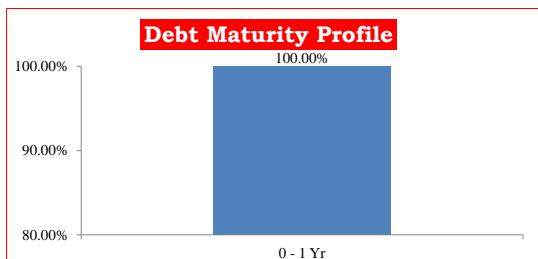
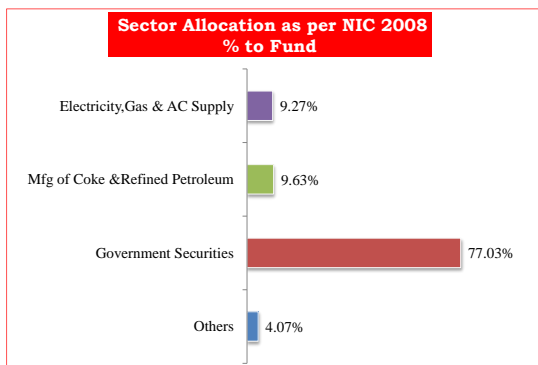
Portfolio Yield (%)	3.53%
Avg Maturity (In Months)	4.50
Modified Duration (In Years)	0.37

AUM (in Lakhs)

Equity	Debt	MMI & Others	Total
-	-	1,918.99	1,918.99

Fund Manager	No. Of Funds Managed		
	Equity Fund	Debt Fund	Balanced Fund
Mr Vineet Choraria	-	28	3

Asset Category	F&U Mandate	% of Actual
Money Market Insts	100%	100.00%
Public Deposits		
Govt. Securities	0%	0.00%
Corporate Bonds		
Equity	0%	0.00%



Liquid Fund - Pension Group as on May 31, 2021

Fund Objective : To deliver returns linked to Money Market levels with minimal interest rate risk and minimal credit risk so as to provide a high level of safety of capital.

SFIN Code	: ULGF02918/02/12LiquidFund101
Inception Date	: 02 Jan 2004
NAV	: 65.7426

Fund V/s Benchmark Performance		
Period	Returns (%)	Benchmark Returns (%)#
Inception	7.05%	6.78%
10 Years	6.81%	7.44%
7 Years	5.97%	6.87%
5 Years	5.19%	6.27%
3 Years	4.81%	5.84%
2 Years	4.24%	4.90%
1 Year	3.06%	3.80%
6 Months	1.38%	1.78%
1 Month	0.22%	0.29%

CRISIL Liquid Fund Index
Note: Returns over 1 year have been annualized.

Portfolio

Deposits, Money Mkt Securities and Net Current Assets.	100.00%
---------------------------------------------------------------	----------------

Grand Total	100.00%
--------------------	----------------

Debt Parameters

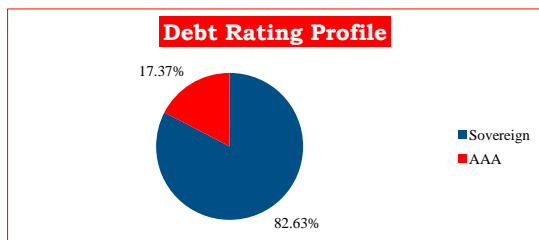
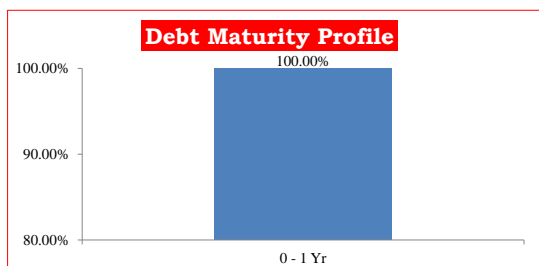
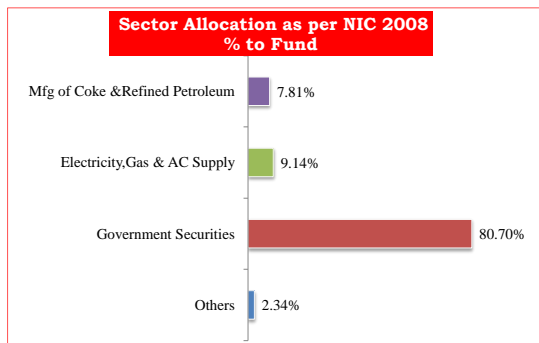
Portfolio Yield (%)	3.59%
Avg Maturity (In Months)	6.14
Modified Duration (In Years)	0.51

AUM (in Lakhs)

Equity	Debt	MMI & Others	Total
-	-	702.75	702.75

Fund Manager	No. Of Funds Managed		
	Equity Fund	Debt Fund	Balanced Fund
Mr Vineet Choraria	-	28	3

Asset Category	F&U Mandate	% of Actual
Money Market Insts	100%	100.00%
Public Deposits		
Govt. Securities	0%	0.00%
Corporate Bonds		
Equity	0%	0.00%



Secured Managed Fund - Life Group as on May 31, 2021

Fund Objective : To provide reasonable returns through investments in high credit quality debt instruments while maintaining an optimal level of interest rate risk.

SFIN Code	: ULGF02325/02/12SecureMgtF101
Inception Date	: 02 Jan 2004
NAV	: 74.3322

Fund V/s Benchmark Performance		
Period	Returns (%)	Benchmark Returns (%)#
Inception	7.77%	7.01%
10 Years	9.07%	8.81%
7 Years	9.00%	9.16%
5 Years	8.49%	8.60%
3 Years	9.71%	9.95%
2 Years	8.59%	9.58%
1 Year	4.98%	6.24%
6 Months	0.97%	1.29%
1 Month	0.70%	0.59%

CRISIL Composite Bond Fund Index
Note: Returns over 1 year have been annualized.

Portfolio

Debentures / Bonds	% to Fund
State Bank of India	4.74%
Power Finance Corporation Ltd	4.09%
Bajaj Finance Ltd	3.33%
Sikka Ports And Terminals	2.99%
IDFC First Bank Limited	2.94%
LIC Housing Finance Ltd	2.15%
Housing Development Finance Corporation Ltd	2.11%
Sundaram Finance Ltd	1.62%
REC Limited	1.44%
HDB Financial Services Ltd	1.31%
Others	6.72%
Total	33.46%

Government Securities	% to Fund
6.64% GOI Mat 16-Jun-2035	8.38%
7.17% GOI Mat 08-Jan-2028	7.62%
6.79% GOI Mat 15-May-2027	7.58%
7.26% GOI Mat 14-Jan-2029	5.77%
6.79% GOI Mat 26-Dec-2029	5.29%
7.59% GOI Mat 11-Jan-2026	3.42%
5.85% GOI Mat 01-Dec-2030	2.21%
6.97% GOI Mat 06-Sep-2026	2.04%
5.63% GOI Mat 12-Apr-2026	1.92%
7.95% GOI Mat 28-Aug-2032	1.73%
Others	16.28%
Total	62.23%

Deposits, Money Mkt Securities and Net Current Assets.	4.32%
---------------------------------------------------------------	--------------

Grand Total	100.00%
--------------------	----------------

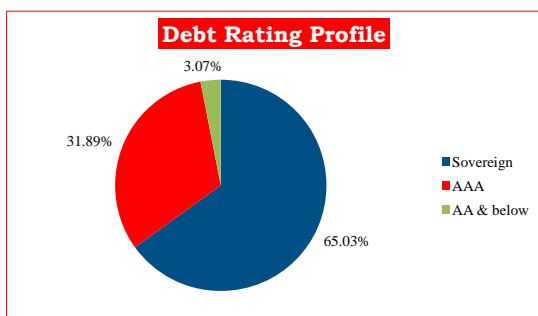
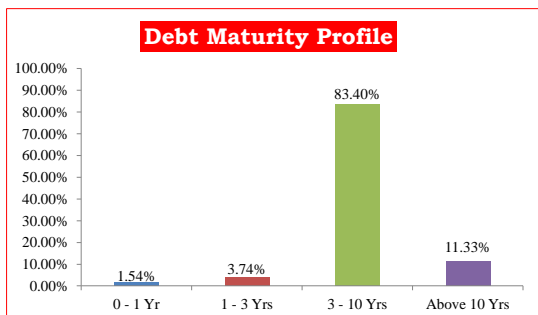
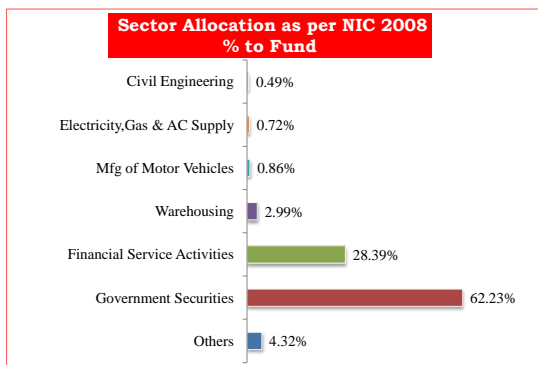
Debt Parameters	
Portfolio Yield (%)	6.06%
Avg Maturity (In Months)	79.37
Modified Duration (In Years)	4.97

AUM (in Lakhs)

Equity	Debt	MMI & Others	Total
-	35,084.65	1,583.57	36,668.22

Fund Manager	No. Of Funds Managed		
	Equity Fund	Debt Fund	Balanced Fund
Mr Vineet Choraria	-	28	3

Asset Category	F&U Mandate	% of Actual
Money Market Insts	0% to 5%	0.81%
Public Deposits	0% to 20%	0.00%
Govt. Securities	75% to 100%	95.68%
Corporate Bonds		
Equity	0%	0.00%
Net Current Assets	-	3.51%



Secured Managed Fund - Pension Group as on May 31, 2021

Fund Objective : To provide reasonable returns through investments in high credit quality debt instruments while maintaining an optimal level of interest rate risk.

SFIN Code	: ULGF03018/02/12SecureMgtF101
Inception Date	: 02 Jan 2004
NAV	: 73.114

Fund V/s Benchmark Performance		
Period	Returns (%)	Benchmark Returns (%)#
Inception	7.67%	7.01%
10 Years	9.06%	8.81%
7 Years	8.99%	9.16%
5 Years	8.47%	8.60%
3 Years	9.66%	9.95%
2 Years	8.55%	9.58%
1 Year	4.86%	6.24%
6 Months	0.97%	1.29%
1 Month	0.65%	0.59%

CRISIL Composite Bond Fund Index
Note: Returns over 1 year have been annualized.

Portfolio

Debentures / Bonds	% to Fund
State Bank of India	4.58%
Housing Development Finance Corporation Ltd	3.75%
IDFC First Bank Limited	3.57%
Sikka Ports And Terminals	2.81%
ICICI Bank Ltd	2.78%
Power Finance Corporation Ltd	2.25%
Bajaj Finance Ltd	1.87%
Mahindra & Mahindra Ltd	1.78%
LIC Housing Finance Ltd	1.51%
National Bank For Agriculture & Rural Development	1.51%
Others	4.75%
Total	31.16%

Government Securities	% to Fund
6.64% GOI Mat 16-Jun-2035	8.68%
7.17% GOI Mat 08-Jan-2028	6.97%
6.79% GOI Mat 15-May-2027	6.36%
7.26% GOI Mat 14-Jan-2029	5.22%
6.79% GOI Mat 26-Dec-2029	5.01%
7.59% GOI Mat 11-Jan-2026	3.30%
5.85% GOI Mat 01-Dec-2030	3.15%
7.27% GOI Mat 08-Apr-2026	2.15%
6.97% GOI Mat 06-Sep-2026	1.93%
5.63% GOI Mat 12-Apr-2026	1.85%
Others	16.58%
Total	61.22%

Deposits, Money Mkt Securities and Net Current Assets.	7.63%
---------------------------------------------------------------	--------------

Grand Total	100.00%
--------------------	----------------

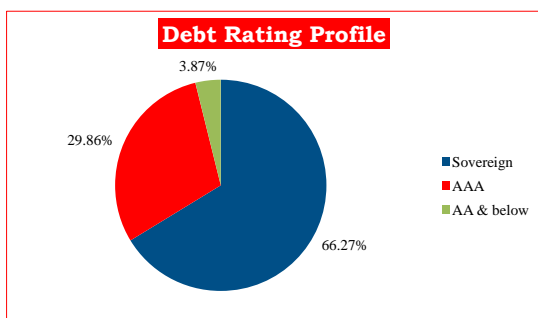
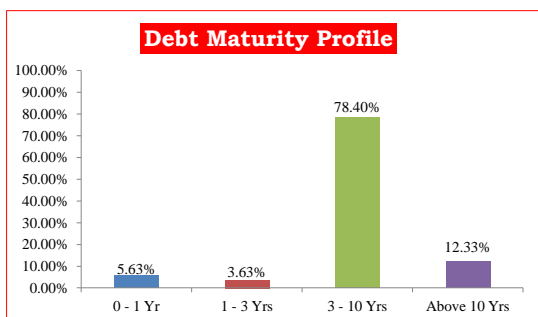
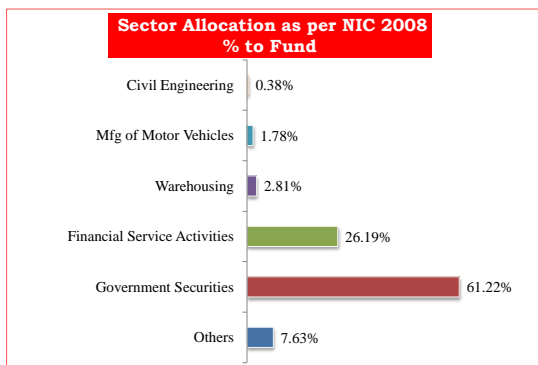
Debt Parameters	
Portfolio Yield (%)	5.94%
Avg Maturity (In Months)	77.13
Modified Duration (In Years)	4.78

AUM (in Lakhs)

Equity	Debt	MMI & Others	Total
-	7,641.68	631.04	8,272.72

Fund Manager	No. Of Funds Managed		
	Equity Fund	Debt Fund	Balanced Fund
Mr Vineet Choraria	-	28	3

Asset Category	F&U Mandate	% of Actual
Money Market Insts	0% to 5%	4.22%
Public Deposits	0% to 20%	0.00%
Govt. Securities	75% to 100%	92.37%
Corporate Bonds		
Equity	0%	0.00%
Net Current Assets	-	3.40%



Stable Managed Fund - Old Group as on May 31, 2021

Fund Objective : To generate optimal returns for investors through short term investments in high credit quality securities so as to keep interest rate risks low and provide safety of capital over the medium term horizon.

SFIN Code	: ULGF00620/06/07StableMgFd101
Inception Date	: 20 Jun 2007
NAV	: 65.5069

Fund V/s Benchmark Performance		
Period	Returns (%)	Benchmark Returns (%)#
Inception	7.30%	7.64%
10 Years	6.89%	8.41%
7 Years	6.88%	7.98%
5 Years	6.44%	7.52%
3 Years	6.90%	7.60%
2 Years	6.22%	6.96%
1 Year	4.17%	5.74%
6 Months	1.51%	2.06%
1 Month	0.33%	0.37%

CRISIL Low Duration Debt Index
 Note: Returns over 1 year have been annualized. The benchmark index of the fund has been changed to CRISIL Low Duration Debt Index w.e.f December 30, 2020. Benchmark returns are computed basis the revised benchmark index.

Portfolio

Debentures / Bonds	% to Fund
National Thermal Power Corporation Ltd	9.24%
Reliance Industries Ltd	9.19%
REC Limited	4.70%
Total	23.13%

Government Securities	% to Fund
8.80% Tamil Nadu SDL Mat 25-Oct-2022	44.19%
8.48% Karnataka SDL Mat 17 Oct 2022	18.89%
8.92% Tamil Nadu SDL Mat 08-Aug-2022	9.44%
Total	72.51%

Deposits, Money Mkt Securities and Net Current Assets.	4.35%
---------------------------------------------------------------	--------------

Grand Total	100.00%
--------------------	----------------

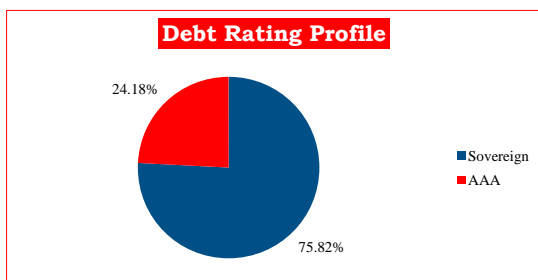
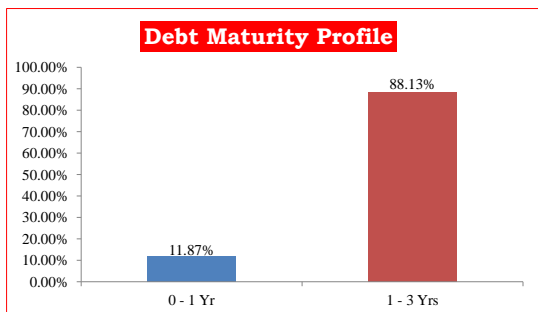
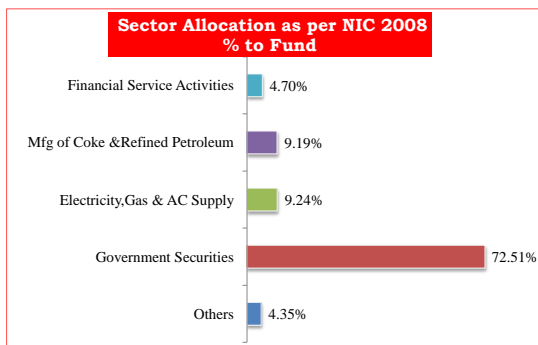
Debt Parameters	
Portfolio Yield (%)	4.27%
Avg Maturity (In Months)	15.20
Modified Duration (In Years)	1.18

AUM (in Lakhs)

Equity	Debt	MMI & Others	Total
-	427.58	19.47	447.05

Fund Manager	No. Of Funds Managed		
	Equity Fund	Debt Fund	Balanced Fund
Mr Kailash Lalwani	-	13	25

Asset Category	F&U Mandate	% of Actual
Money Market Insts		
Public Deposits	100%	100.00%
Govt. Securities		
Corporate Bonds		
Equity	0%	0.00%



Sovereign Fund - Life as on May 31, 2021

Fund Objective : To generate high returns through investments in Central and State Government securities such that credit risk is alleviated and the returns are commensurate to the interest rate risks.

SFIN Code	: ULGF01620/06/07SovereignF101
Inception Date	: 20 Jun 2007
NAV	: 62.3175

Fund V/s Benchmark Performance		
Period	Returns (%)	Benchmark Returns (%)#
Inception	7.75%	8.69%
10 Years	8.59%	9.27%
7 Years	9.09%	9.38%
5 Years	8.23%	8.74%
3 Years	9.90%	10.25%
2 Years	8.49%	9.37%
1 Year	4.19%	5.63%
6 Months	0.64%	1.19%
1 Month	0.75%	0.60%

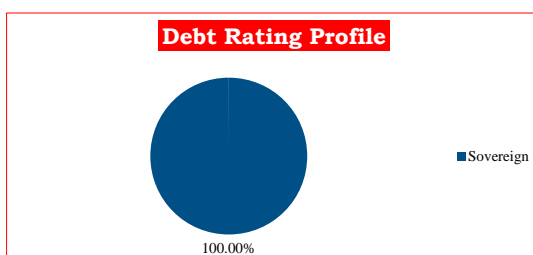

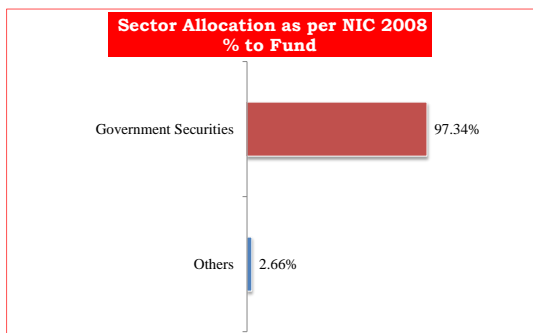
MI-BEX
Note: Returns over 1 year have been annualized.

Portfolio	
Government Securities	% to Fund
8.32% GOI Mat 02-Aug-2032	37.82%
8.15% GOI Mat 24-Nov-2026	15.95%
7.88% GOI Mat 19-Mar-2030	9.42%
8.08% GOI Mat 02-Aug-2022	5.96%
8.60% GOI Mat 02-Jun-2028	4.70%
8.20% GOI Mat 15-Feb-2022	4.46%
7.37% GOI Mat 16-April-2023	4.26%
8.79% GOI Mat 08-Nov-2021	2.95%
7.59% GOI Mat 20-Mar-2029	2.79%
8.28% GOI Mat 21-Sep-2027	1.87%
Others	7.17%
Total	97.34%
Deposits, Money Mkt Securities and Net Current Assets.	2.66%
Grand Total	100.00%
Debt Parameters	
Portfolio Yield (%)	5.85%
Avg Maturity (In Months)	90.80
Modified Duration (In Years)	5.21

AUM (in Lakhs)			
Equity	Debt	MMI & Others	Total
-	337.75	9.22	346.97

Fund Manager	No. Of Funds Managed		
	Equity Fund	Debt Fund	Balanced Fund
Mr Kailash Lalwani	-	13	25

Asset Category	F&U Mandate	% of Actual
Money Market Insts	0% to 5%	0.73%
Public Deposits	0% to 20%	0.00%
Govt. Securities	75% to 100%	97.34%
Corporate Bonds	0%	0.00%
Equity	0%	0.00%
Net Current Assets	-	1.92%



Sovereign Fund - Pension as on May 31, 2021

Fund Objective : To generate high returns through investments in Central and State Government securities such that credit risk is alleviated and the returns are commensurate to the interest rate risks.

SFIN Code	: ULGF01520/06/07SovereignF101
Inception Date	: 20 Jun 2007
NAV	: 57.0764

Fund V/s Benchmark Performance		
Period	Returns (%)	Benchmark Returns (%)#
Inception	7.07%	8.69%
10 Years	7.76%	9.27%
7 Years	7.74%	9.38%
5 Years	6.29%	8.74%
3 Years	6.48%	10.25%
2 Years	5.49%	9.37%
1 Year	2.94%	5.63%
6 Months	1.22%	1.19%
1 Month	0.27%	0.60%

MI-BEX
Note: Returns over 1 year have been annualized.

Portfolio

Government Securities	% to Fund
8.20% GOI Mat 15-Feb-2022	79.42%
8.15% GOI Mat 24-Nov-2026	6.02%
8.63% Tamil Nadu SDL Mat 09-Jan-2023	1.81%
7.37% GOI Mat 16-April-2023	1.80%
8.08% GOI Mat 02-Aug-2022	1.78%
6.35% Oil Bond Mat 23-Dec-2024	1.76%
8.79% GOI Mat 08-Nov-2021	1.74%
6.17% GOI Mat 15-Jul-2021	1.03%
Total	95.36%

Deposits, Money Mkt Securities and Net Current Assets.	4.64%
---------------------------------------------------------------	--------------

Grand Total	100.00%
--------------------	----------------

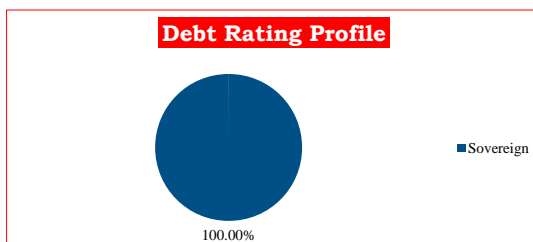
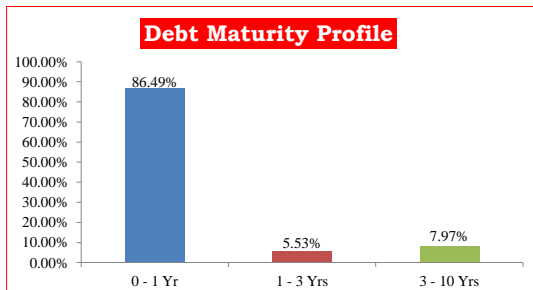
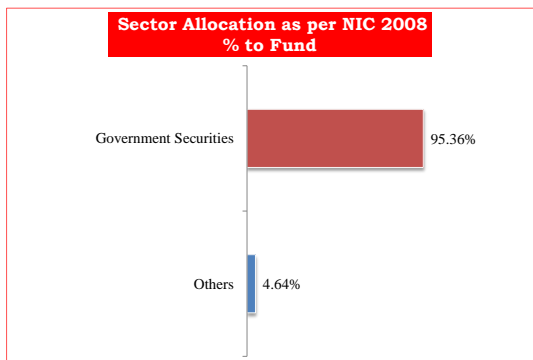
Debt Parameters	
Portfolio Yield (%)	3.93%
Avg Maturity (In Months)	12.94
Modified Duration (In Years)	0.97

AUM (in Lakhs)

Equity	Debt	MMI & Others	Total
-	0.28	0.01	0.29

Fund Manager	No. Of Funds Managed		
	Equity Fund	Debt Fund	Balanced Fund
Mr Kailash Lalwani	-	13	25

Asset Category	F&U Mandate	% of Actual
Money Market Insts	0% to 5%	2.17%
Public Deposits	0% to 20%	0.00%
Govt. Securities	75% to 100%	95.36%
Corporate Bonds	0%	0.00%
Equity	0%	0.00%
Net Current Assets	-	2.47%



Stable Managed Fund - Life Group as on May 31, 2021

Fund Objective : To generate optimal returns for investors through short term investments in high credit quality securities so as to keep interest rate risks low and provide safety of capital over the medium term horizon.

SFIN Code	: ULGF02825/02/12StableMgFd101
Inception Date	: 20 Jun 2007
NAV	: 67.705

Fund V/s Benchmark Performance		
Period	Returns (%)	Benchmark Returns (%)#
Inception	7.56%	7.64%
10 Years	7.36%	8.41%
7 Years	6.85%	7.98%
5 Years	6.42%	7.52%
3 Years	6.92%	7.60%
2 Years	6.24%	6.96%
1 Year	4.32%	5.74%
6 Months	1.47%	2.06%
1 Month	0.33%	0.37%

CRISIL Low Duration Debt Index
 Note: Returns over 1 year have been annualized. The benchmark index of the fund has been changed to CRISIL Low Duration Debt Index w.e.f December 30, 2020. Benchmark returns are computed basis the revised benchmark index.

Portfolio

Debentures / Bonds	% to Fund
Power Grid Corporation of India Ltd	9.16%
National Thermal Power Corporation Ltd	7.00%
Larsen & Toubro Ltd	3.24%
L&T Finance Ltd	0.98%
REC Limited	0.20%
Total	20.59%

Government Securities	% to Fund
8.80% Tamil Nadu SDL Mat 25-Oct-2022	43.33%
8.48% Karnataka SDL Mat 17 Oct 2022	16.36%
8.92% Tamil Nadu SDL Mat 08-Aug-2022	8.18%
4.52% Tamil Nadu SDL Mat 03-Jun-2022	7.79%
8.13% Oil Bond Mat 16-Oct-2021	0.20%
Total	75.85%

Deposits, Money Mkt Securities and Net Current Assets.	3.56%
---------------------------------------------------------------	--------------

Grand Total	100.00%
--------------------	----------------

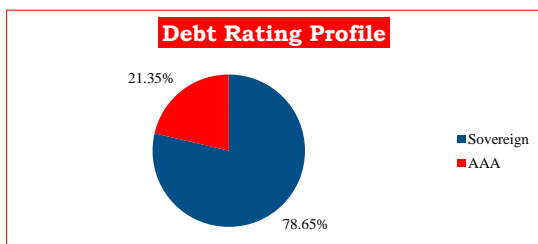
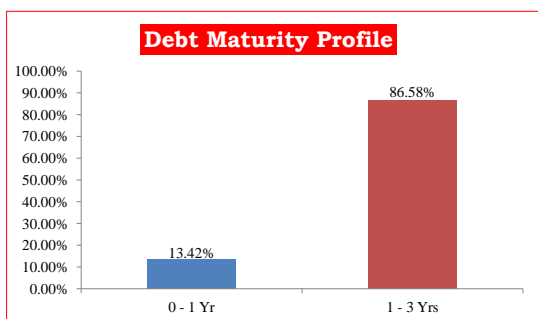
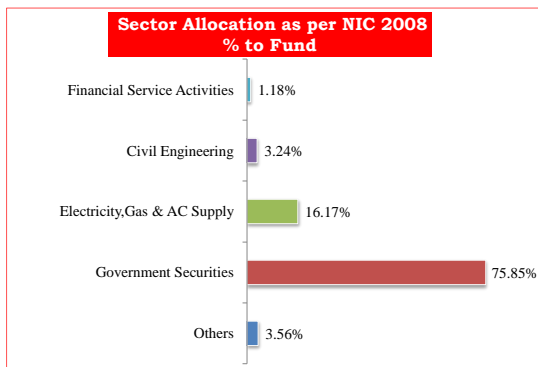
Debt Parameters	
Portfolio Yield (%)	4.21%
Avg Maturity (In Months)	14.76
Modified Duration (In Years)	1.15

AUM (in Lakhs)

Equity	Debt	MMI & Others	Total
-	4,977.60	183.78	5,161.38

Fund Manager	No. Of Funds Managed		
	Equity Fund	Debt Fund	Balanced Fund
Mr Kailash Lalwani	-	13	25

Asset Category	F&U Mandate	% of Actual
Money Market Insts		
Public Deposits	100%	100.00%
Govt. Securities		
Corporate Bonds		
Equity	0%	0.00%



Stable Managed Fund - Pension Group as on May 31, 2021

Fund Objective : To generate optimal returns for investors through short term investments in high credit quality securities so as to keep interest rate risks low and provide safety of capital over the medium term horizon.

SFIN Code	: ULGF03518/02/12StableMgFd101
Inception Date	: 20 Jun 2007
NAV	: 67.6882

Fund V/s Benchmark Performance		
Period	Returns (%)	Benchmark Returns (%)#
Inception	7.55%	7.64%
10 Years	7.34%	8.41%
7 Years	6.85%	7.98%
5 Years	6.41%	7.52%
3 Years	6.89%	7.60%
2 Years	6.19%	6.96%
1 Year	4.25%	5.74%
6 Months	1.48%	2.06%
1 Month	0.31%	0.37%

CRISIL Low Duration Debt Index
 Note: Returns over 1 year have been annualized. The benchmark index of the fund has been changed to CRISIL Low Duration Debt Index w.e.f December 30, 2020. Benchmark returns are computed basis the revised benchmark index.

Portfolio	
Debentures / Bonds	% to Fund
National Thermal Power Corporation Ltd	9.06%
Ultratech Cement Ltd	7.75%
Sikka Ports And Terminals	5.05%
Reliance Industries Ltd	4.12%
Housing Development Finance Corporation Ltd	1.26%
REC Limited	0.40%
L&T Finance Ltd	0.38%
Total	28.03%

Government Securities	% to Fund
8.80% Tamil Nadu SDL Mat 25-Oct-2022	34.62%
8.48% Karnataka SDL Mat 17 Oct 2022	15.88%
4.52% Tamil Nadu SDL Mat 03-Jun-2022	8.70%
8.92% Tamil Nadu SDL Mat 08-Aug-2022	7.94%
8.20% GOI Mat 15-Feb-2022	0.78%
Total	67.90%

Deposits, Money Mkt Securities and Net Current Assets.	4.07%
---------------------------------------------------------------	--------------

Grand Total	100.00%
--------------------	----------------

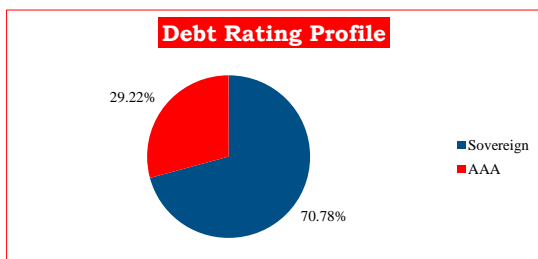
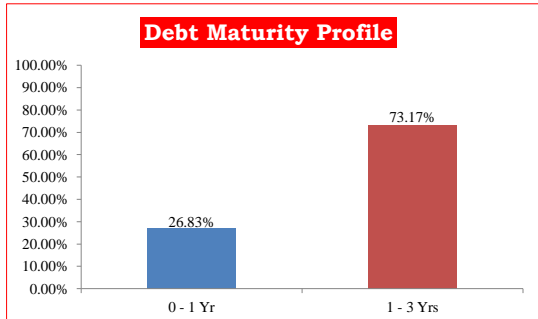
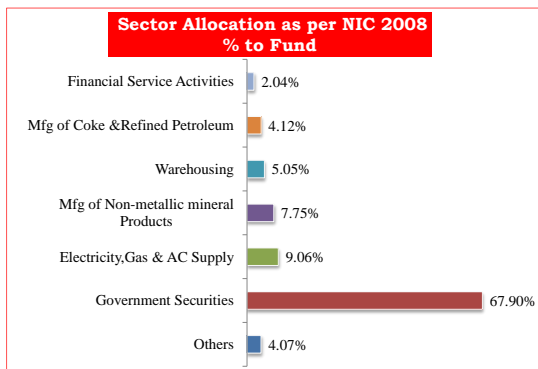
Debt Parameters	
Portfolio Yield (%)	4.16%
Avg Maturity (In Months)	13.23
Modified Duration (In Years)	1.03

AUM (in Lakhs)

Equity	Debt	MMI & Others	Total
-	7,651.79	324.90	7,976.68

Fund Manager	No. Of Funds Managed		
	Equity Fund	Debt Fund	Balanced Fund
Mr Kailash Lalwani	-	13	25

Asset Category	F&U Mandate	% of Actual
Money Market Insts		
Public Deposits	100%	100.00%
Govt. Securities		
Corporate Bonds		
Equity	0%	0.00%



Balanced Managed Fund - Life Group - II as on May 31, 2021

Fund Objective : To generate long term capital appreciation along with current income from a combined portfolio of equity and debt market instruments. The equity exposure will be between 30%-60%.

SFIN Code	: ULGF04020/02/12BalncdMFII101
Inception Date	: 20 Feb 2008
NAV	: 29.4974

Fund V/s Benchmark Performance		
Period	Returns (%)	Benchmark Returns (%)#
Inception	9.12%	8.17%
10 Years	10.16%	9.74%
7 Years	10.81%	10.25%
5 Years	10.79%	10.96%
3 Years	10.36%	11.20%
2 Years	11.39%	11.85%
1 Year	27.50%	31.85%
6 Months	8.20%	10.27%
1 Month	3.33%	3.32%

45% BSE-100 55% CRISIL Composite Bond Fund Index
Note: Returns over 1 year have been annualized.

Portfolio

Equity	% to Fund
HDFC Bank Limited	4.41%
ICICI Bank Limited	3.93%
Infosys Limited	3.73%
Reliance Industries Limited	3.45%
Kotak Mahindra Bank Limited	1.90%
Axis Bank Limited	1.89%
Hindustan Unilever Limited	1.70%
Tata Consultancy Services Limited	1.50%
Larsen & Toubro Limited	1.36%
Bharti Airtel Ltd	1.36%
State Bank of India	1.22%
Bajaj Finance Ltd	0.99%
Asian Paints (India) Ltd	0.95%
Dr Reddys Laboratories Limited	0.93%
UltraTech Cement Limited	0.88%
Mahindra & Mahindra Ltd.	0.86%
Maruti Suzuki India Ltd	0.84%
Tata Steel Limited	0.83%
ICICI Prudential IT ETF	0.67%
HCL Technologies Limited	0.65%
Nestle India Limited	0.56%
SBI Life Insurance Company Limited	0.51%
ITC Limited	0.50%
Others	11.42%
Total	47.04%

Debentures / Bonds	% to Fund
Housing Development Finance Corporation Ltd	4.46%
Indian Railway Finance Corporation Ltd	3.51%
Power Grid Corporation of India Ltd	2.31%
Ultratech Cement Ltd	1.56%
National Thermal Power Corporation Ltd	1.55%
REC Limited	1.41%
State Bank of India	1.41%
National Bank For Agriculture & Rural Development	1.27%
NHPC Ltd	1.09%
Mahindra and Mahindra Financial Services Ltd	1.03%
Others	6.16%
Total	25.76%

Government Securities	% to Fund
7.17% GOI Mat 08-Jan-2028	5.61%
6.64% GOI Mat 16-Jun-2035	4.90%
7.27% GOI Mat 08-Apr-2026	3.62%
6.45% GOI Mat 07-Oct-2029	2.84%
7.20% Maharashtra SDL Mat 09-Aug-2027	1.45%
5.85% GOI Mat 01-Dec-2030	1.04%
6.57% Maharashtra SDL Mat 03-Jun-2031	0.62%
7.38% Karnataka SDL Mat 27-Sep-2027	0.55%
6.97% GOI Mat 06-Sep-2026	0.38%
7.26% GOI Mat 14-Jan-2029	0.35%
Others	2.32%
Total	23.68%

Deposits, Money Mkt Securities and Net Current Assets.	3.52%
--------------------------------------------------------	-------

Grand Total	100.00%
--------------------	----------------

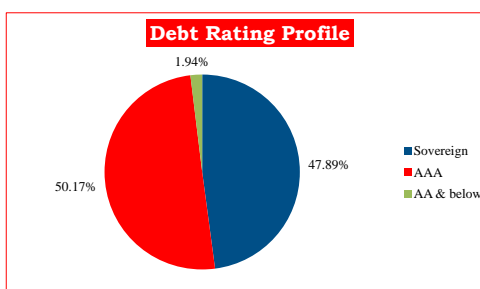
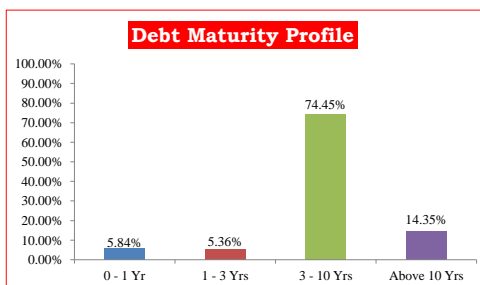
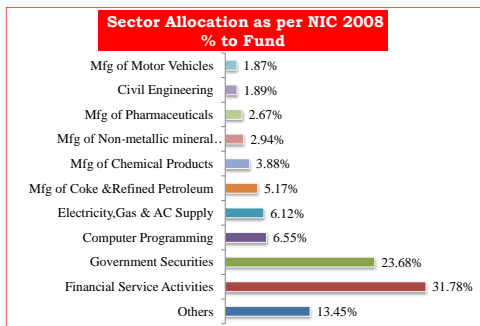
Debt Parameters	
Portfolio Yield (%)	5.94%
Avg Maturity (In Months)	77.29
Modified Duration (In Years)	4.75

AUM (in Lakhs)

Equity	Debt	MMI & Others	Total
13,799.64	14,503.56	1,032.56	29,335.76

Fund Manager	No. Of Funds Managed		
	Equity Fund	Debt Fund	Balanced Fund
Mr Kailash Lalwani	-	13	25
Mr Abhishek Agarwal	-	-	8

Asset Category	F&U Mandate	% of Actual
Money Market Insts	0% to 20%	2.31%
Public Deposits		
Govt. Securities	20% to 70%	49.44%
Corporate Bonds		
Equity	30% to 60%	47.04%
Net Current Assets	-	1.21%



Defensive Managed Fund - Life Group - II as on May 31, 2021

Fund Objective : To enhance long term returns for a portfolio predominantly invested in fixed income securities by taking a moderate to medium exposure to equity and equity related securities. The equity exposure will be between 15%-30%.

SFIN Code	: ULGF03920/02/12DefnsvFdIII01
Inception Date	: 20 Feb 2008
NAV	: 30.2098

Fund V/s Benchmark Performance		
Period	Returns (%)	Benchmark Returns (%)#
Inception	8.94%	8.09%
10 Years	9.33%	9.27%
7 Years	9.45%	9.70%
5 Years	9.33%	9.78%
3 Years	9.81%	10.58%
2 Years	10.13%	10.71%
1 Year	15.47%	19.04%
6 Months	4.50%	5.78%
1 Month	1.96%	1.96%

22.5% BSE -100 77.5% CRISIL Composite Bond Fund Index
Note: Returns over 1 year have been annualized.

Portfolio

Equity	% to Fund
HDFC Bank Limited	2.19%
ICICI Bank Limited	1.93%
Infosys Limited	1.84%
Reliance Industries Limited	1.70%
Kotak Mahindra Bank Limited	0.94%
Axis Bank Limited	0.93%
Hindustan Unilever Limited	0.84%
Tata Consultancy Services Limited	0.73%
Larsen & Toubro Limited	0.67%
Bharti Airtel Ltd	0.67%
State Bank of India	0.60%
Others	10.19%
Total	23.24%

Debentures / Bonds	% to Fund
Housing Development Finance Corporation Ltd	5.51%
Indian Railway Finance Corporation Ltd	5.41%
LIC Housing Finance Ltd	3.01%
State Bank of India	2.53%
National Thermal Power Corporation Ltd	2.40%
IDFC First Bank Limited	2.30%
National Bank For Agriculture & Rural Development	1.82%
Reliance Industries Ltd	1.77%
National Highway Authority Of India	1.76%
AXIS Bank Limited	1.69%
Others	12.51%
Total	40.72%

Government Securities	% to Fund
6.64% GOI Mat 16-Jun-2035	7.43%
7.17% GOI Mat 08-Jan-2028	6.21%
7.27% GOI Mat 08-Apr-2026	4.72%
6.45% GOI Mat 07-Oct-2029	3.31%
7.20% Maharashtra SDL Mat 09-Aug-2027	1.73%
5.85% GOI Mat 01-Dec-2030	1.56%
7.15% Karnataka SDL Mat 09 Oct 2028	1.02%
7.38% Karnataka SDL Mat 27-Sep-2027	0.97%
6.67% GOI Mat 17-Dec-2050	0.91%
6.97% GOI Mat 06-Sep-2026	0.56%
Others	4.52%
Total	32.92%

Deposits, Money Mkt Securities and Net Current Assets.	3.13%
---------------------------------------------------------------	--------------

Grand Total	100.00%
--------------------	----------------

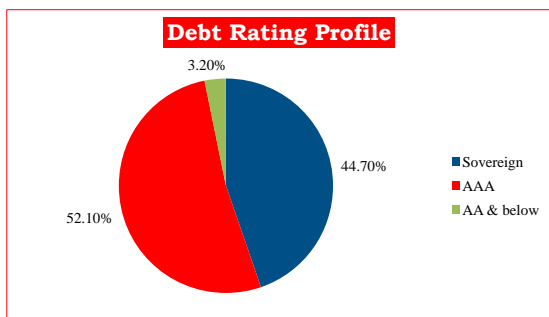
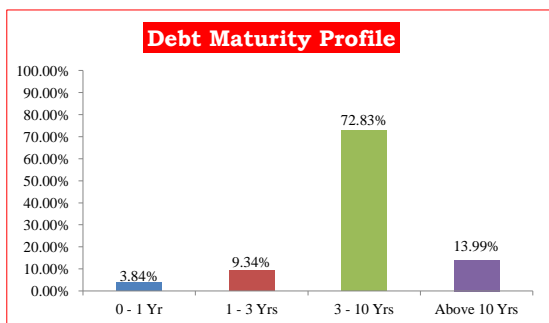
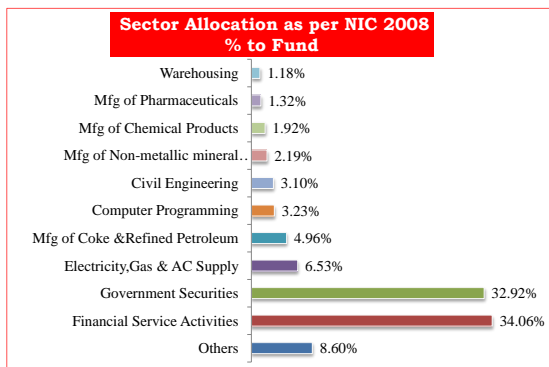
Debt Parameters	
Portfolio Yield (%)	5.96%
Avg Maturity (In Months)	78.42
Modified Duration (In Years)	4.75

AUM (` in Lakhs)

Equity	Debt	MMI & Others	Total
33,457.51	1,06,035.71	4,501.78	1,43,995.01

Fund Manager	No. Of Funds Managed		
	Equity Fund	Debt Fund	Balanced Fund
Mr Kailash Lalwani	-	13	25
Mr Abhishek Agarwal	-	-	8

Asset Category	F&U Mandate	% of Actual
Money Market Insts	0% to 20%	1.41%
Public Deposits		-
Govt. Securities	50% to 85%	73.64%
Corporate Bonds		-
Equity	15% to 30%	23.24%
Net Current Assets	-	1.72%



Liquid Fund - Life Group - II as on May 31, 2021

Fund Objective : To deliver returns linked to Money Market levels with minimal interest rate risk and minimal credit risk so as to provide a high level of safety of capital.

SFIN Code	: ULGF03620/02/12LiquidFdIII101
Inception Date	: 20 Feb 2008
NAV	: 23.7658

Fund V/s Benchmark Performance		
Period	Returns (%)	Benchmark Returns (%)#
Inception	6.66%	7.18%
10 Years	6.21%	7.44%
7 Years	5.39%	6.87%
5 Years	4.65%	6.27%
3 Years	4.28%	5.84%
2 Years	3.71%	4.90%
1 Year	2.49%	3.80%
6 Months	1.11%	1.78%
1 Month	0.18%	0.29%

CRISIL Liquid Fund Index
Note: Returns over 1 year have been annualized.

Portfolio

Deposits, Money Mkt Securities and Net Current Assets.	100.00%
---------------------------------------------------------------	----------------

Grand Total	100.00%
--------------------	----------------

Debt Parameters

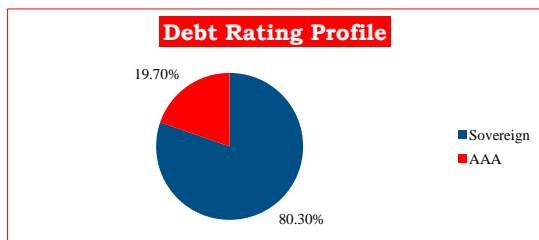
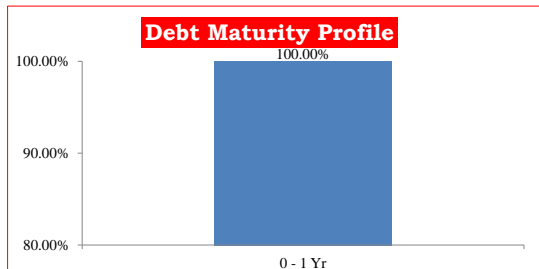
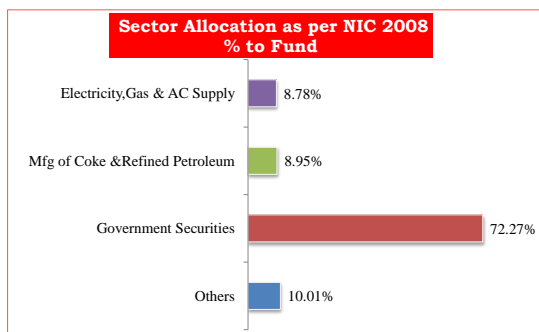
Portfolio Yield (%)	3.59%
Avg Maturity (In Months)	5.84
Modified Duration (In Years)	0.49

AUM (₹ in Lakhs)

Equity	Debt	MMI & Others	Total
-	-	6,362.90	6,362.90

Fund Manager	No. Of Funds Managed		
	Equity Fund	Debt Fund	Balanced Fund
Mr Vineet Choraria	-	28	3

Asset Category	F&U Mandate	% of Actual
Money Market Insts	100%	100.00%
Public Deposits		
Govt. Securities	0%	0.00%
Corporate Bonds		
Equity	0%	0.00%



Secured Managed Fund - Life Group - II as on May 31, 2021

Fund Objective : To provide reasonable returns through investments in high credit quality debt instruments while maintaining an optimal level of interest rate risk.

SFIN Code	: ULGF03820/02/12SecureMFII101
Inception Date	: 20 Feb 2008
NAV	: 28.9453

Fund V/s Benchmark Performance		
Period	Returns (%)	Benchmark Returns (%)#
Inception	8.30%	8.00%
10 Years	8.71%	8.81%
7 Years	8.58%	9.16%
5 Years	8.10%	8.60%
3 Years	9.18%	9.95%
2 Years	8.09%	9.58%
1 Year	4.54%	6.24%
6 Months	0.76%	1.29%
1 Month	0.65%	0.59%

CRISIL Composite Bond Fund Index
Note: Returns over 1 year have been annualized.

Portfolio

Debentures / Bonds	% to Fund
Housing Development Finance Corporation Ltd	4.62%
IDFC First Bank Limited	4.59%
Sikka Ports And Terminals	3.55%
State Bank of India	3.42%
Bajaj Finance Ltd	3.03%
Power Finance Corporation Ltd	2.82%
HDB Financial Services Ltd	1.74%
ICICI Bank Ltd	1.64%
Mahindra & Mahindra Ltd	1.33%
LIC Housing Finance Ltd	1.00%
Others	3.44%
Total	31.19%

Government Securities	% to Fund
6.64% GOI Mat 16-Jun-2035	8.63%
6.79% GOI Mat 15-May-2027	8.24%
7.17% GOI Mat 08-Jan-2028	6.97%
6.79% GOI Mat 26-Dec-2029	6.34%
7.26% GOI Mat 14-Jan-2029	4.44%
7.59% GOI Mat 11-Jan-2026	3.38%
7.27% GOI Mat 08-Apr-2026	2.05%
6.97% GOI Mat 06-Sep-2026	1.94%
7.60% Food Corp of India Bond GOI Mat 09-Jan-2030	1.90%
5.63% GOI Mat 12-Apr-2026	1.89%
Others	16.83%
Total	62.60%

Deposits, Money Mkt Securities and Net Current Assets.	6.21%
---------------------------------------------------------------	--------------

Grand Total	100.00%
--------------------	----------------

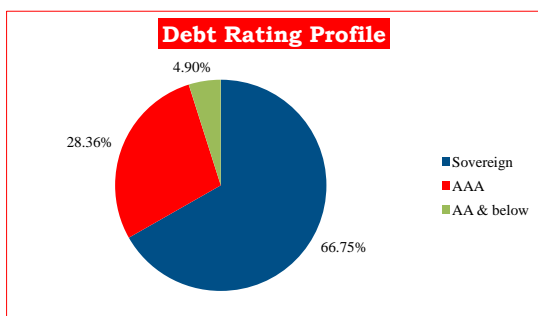
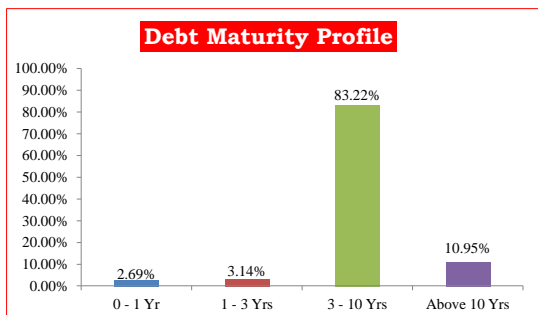
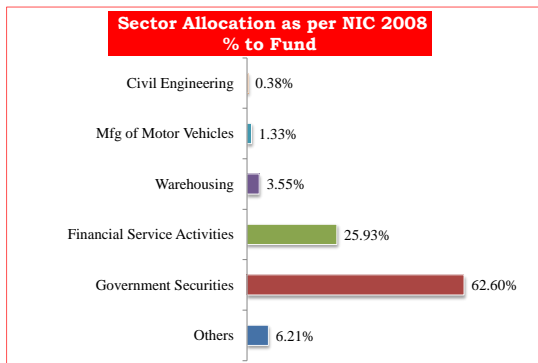
Debt Parameters	
Portfolio Yield (%)	6.04%
Avg Maturity (In Months)	79.04
Modified Duration (In Years)	4.90

AUM (in Lakhs)

Equity	Debt	MMI & Others	Total
-	96,585.46	6,390.15	1,02,975.61

Fund Manager	No. Of Funds Managed		
	Equity Fund	Debt Fund	Balanced Fund
Mr Vineet Choraria	-	28	3

Asset Category	F&U Mandate	% of Actual
Money Market Insts	0% to 25%	2.59%
Public Deposits		
Govt. Securities	75% to 100%	93.79%
Corporate Bonds		
Equity	0%	0.00%
Net Current Assets	-	3.62%



Stable Managed Fund - Life Group - II as on May 31, 2021

Fund Objective : To generate optimal returns for investors through short term investments in high credit quality securities so as to keep interest rate risks low and provide safety of capital over the medium term horizon.

SFIN Code	: ULGF03720/02/12StableMFII101
Inception Date	: 20 Feb 2008
NAV	: 24.4477

Fund V/s Benchmark Performance		
Period	Returns (%)	Benchmark Returns (%)#
Inception	6.93%	7.63%
10 Years	6.89%	8.41%
7 Years	6.26%	7.98%
5 Years	5.79%	7.52%
3 Years	6.26%	7.60%
2 Years	5.54%	6.96%
1 Year	3.53%	5.74%
6 Months	1.18%	2.06%
1 Month	0.28%	0.37%

CRISIL Low Duration Debt Index

Note: Returns over 1 year have been annualized. The benchmark index of the fund has been changed to CRISIL Low Duration Debt Index w.e.f December 30, 2020. Benchmark returns are computed basis the revised benchmark index.

Portfolio

Debentures / Bonds	% to Fund
REC Limited	6.94%
National Thermal Power Corporation Ltd	6.09%
Reliance Industries Ltd	3.63%
Total	16.66%

Government Securities	% to Fund
8.80% Tamil Nadu SDL Mat 25-Oct-2022	36.00%
8.48% Karnataka SDL Mat 17 Oct 2022	16.43%
4.52% Tamil Nadu SDL Mat 03-Jun-2022	13.04%
8.92% Tamil Nadu SDL Mat 08-Aug-2022	8.21%
7.42% Maharashtra SDL Mat 11-May-2022	5.63%
Total	79.31%

Deposits, Money Mkt Securities and Net Current Assets.	4.02%
---------------------------------------------------------------	--------------

Grand Total	100.00%
--------------------	----------------

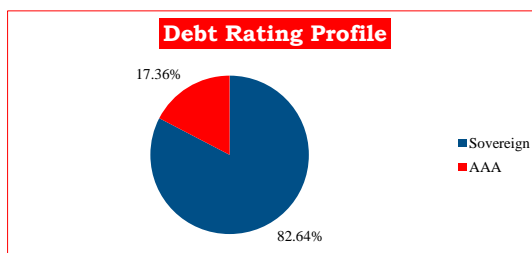
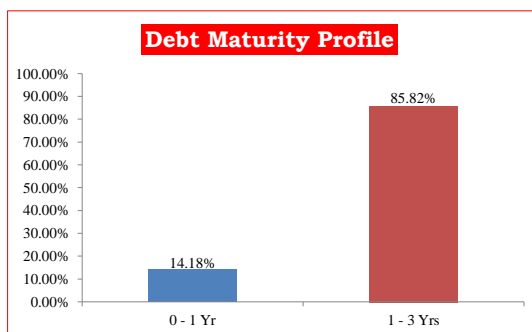
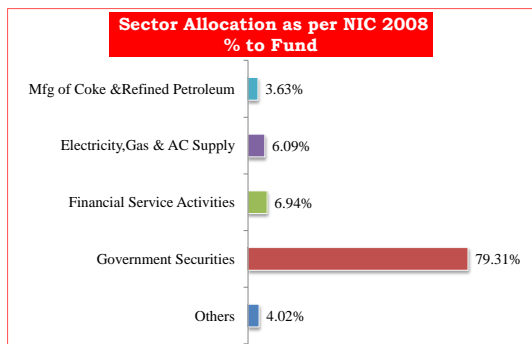
Debt Parameters	
Portfolio Yield (%)	4.20%
Avg Maturity (In Months)	14.52
Modified Duration (In Years)	1.13

AUM (in Lakhs)

Equity	Debt	MMI & Others	Total
-	4,069.49	170.65	4,240.13

Fund Manager	No. Of Funds Managed		
	Equity Fund	Debt Fund	Balanced Fund
Mr Kailash Lalwani	-	13	25

Asset Category	F&U Mandate	% of Actual
Money Market Insts		
Public Deposits	100%	100.00%
Govt. Securities		
Corporate Bonds		
Equity	0%	0.00%



Balanced Managed Fund - Pension Group - II as on May 31, 2021

Fund Objective : To generate long term capital appreciation along with current income from a combined portfolio of equity and debt market instruments. The equity exposure will be between 30%-60%.

SFIN Code	: ULGFO4611/02/12BalncdMFII101
Inception Date	: 08 Oct 2008
NAV	: 39.9013

Fund V/s Benchmark Performance		
Period	Returns (%)	Benchmark Returns (%)#
Inception	11.92%	10.45%
10 Years	10.24%	9.74%
7 Years	10.94%	10.25%
5 Years	11.09%	10.96%
3 Years	10.81%	11.20%
2 Years	11.80%	11.85%
1 Year	28.01%	31.85%
6 Months	8.59%	10.27%
1 Month	3.21%	3.32%

45% BSE -100 55% CRISIL Composite Bond Fund Index
Note: Returns over 1 year have been annualized.

Portfolio

Equity	% to Fund
HDFC Bank Limited	4.27%
ICICI Bank Limited	3.78%
Infosys Limited	3.60%
Reliance Industries Limited	3.34%
Kotak Mahindra Bank Limited	1.84%
Axis Bank Limited	1.83%
Hindustan Unilever Limited	1.64%
Tata Consultancy Services Limited	1.43%
Larsen & Toubro Limited	1.31%
Bharti Airtel Ltd	1.31%
State Bank of India	1.18%
Bajaj Finance Ltd	0.96%
Asian Paints (India) Ltd	0.92%
Dr Reddys Laboratories Limited	0.90%
UltraTech Cement Limited	0.86%
Mahindra & Mahindra Ltd.	0.83%
Maruti Suzuki India Ltd	0.82%
Tata Steel Limited	0.79%
ICICI Prudential IT ETF	0.66%
HCL Technologies Limited	0.63%
Nestle India Limited	0.55%
Others	12.17%
Total	45.64%

Debentures / Bonds	% to Fund
Indian Railway Finance Corporation Ltd	7.33%
Housing Development Finance Corporation Ltd	5.66%
State Bank of India	5.49%
Ultratech Cement Ltd	1.85%
LIC Housing Finance Ltd	1.79%
Sikka Ports And Terminals	1.76%
Total	23.88%

Government Securities	% to Fund
6.64% GOI Mat 16-Jun-2035	9.68%
7.27% GOI Mat 08-Apr-2026	3.17%
5.85% GOI Mat 01-Dec-2030	2.39%
7.26% GOI Mat 14-Jan-2029	2.28%
7.59% GOI Mat 20-Mar-2029	1.86%
6.45% GOI Mat 07-Oct-2029	1.75%
7.20% Maharashtra SDL Mat 09-Aug-2027	0.90%
8.00% Oil Bond Mat 23-Mar-2026	0.74%
7.38% Karnataka SDL Mat 27-Sep-2027	0.72%
6.57% Maharashtra SDL Mat 03-Jun-2031	0.68%
Others	3.13%
Total	27.31%

Deposits, Money Mkt Securities and Net Current Assets.	3.18%
---------------------------------------------------------------	--------------

Grand Total	100.00%
--------------------	----------------

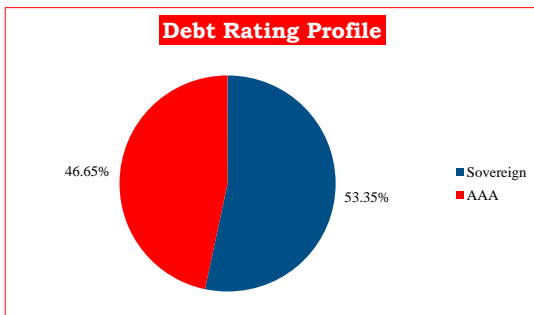
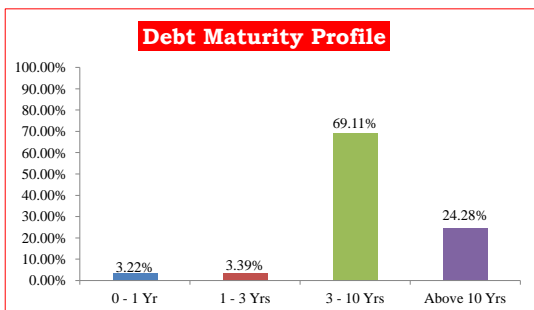
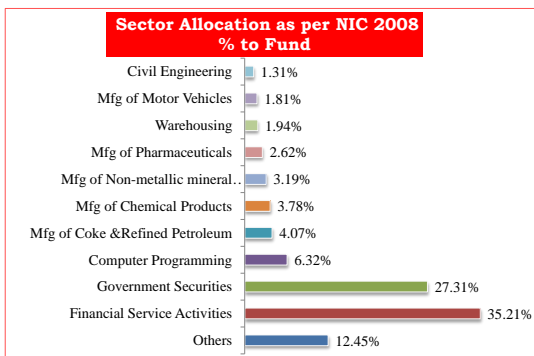
Debt Parameters	
Portfolio Yield (%)	5.98%
Avg Maturity (In Months)	86.03
Modified Duration (In Years)	5.12

AUM (in Lakhs)

Equity	Debt	MMI & Others	Total
263.91	295.94	18.36	578.21

Fund Manager	No. Of Funds Managed		
	Equity Fund	Debt Fund	Balanced Fund
Mr Kailash Lalwani	-	13	25
Mr Abhishek Agarwal	-	-	8

Asset Category	F&U Mandate	% of Actual
Money Market Insts	0% to 20%	1.70%
Public Deposits		
Govt. Securities	20% to 70%	51.18%
Corporate Bonds		
Equity	30% to 60%	45.64%
Net Current Assets	-	1.47%



Defensive Managed Fund - Pension Group - II as on May 31, 2021

Fund Objective : To enhance long term returns for a portfolio predominantly invested in fixed income securities by taking a moderate to medium exposure to equity and equity related securities. The equity exposure will be between 15%-30%.

SFIN Code	: ULGF04511/02/12DefnsvFdIII01
Inception Date	: 08 Oct 2008
NAV	: 32.7941

Fund V/s Benchmark Performance		
Period	Returns (%)	Benchmark Returns (%)#
Inception	9.95%	9.44%
10 Years	9.29%	9.27%
7 Years	9.43%	9.70%
5 Years	9.42%	9.78%
3 Years	9.89%	10.58%
2 Years	10.26%	10.71%
1 Year	15.71%	19.04%
6 Months	4.75%	5.78%
1 Month	2.10%	1.96%

22.5% BSE -100 77.5% CRISIL Composite Bond Fund Index
Note: Returns over 1 year have been annualized.

Portfolio

Equity	% to Fund
HDFC Bank Limited	2.31%
ICICI Bank Limited	2.05%
Infosys Limited	1.95%
Reliance Industries Limited	1.81%
Kotak Mahindra Bank Limited	1.00%
Axis Bank Limited	0.99%
Hindustan Unilever Limited	0.89%
Tata Consultancy Services Limited	0.78%
Larsen & Toubro Limited	0.71%
Bharti Airtel Ltd	0.71%
State Bank of India	0.64%
Bajaj Finance Ltd	0.52%
Others	10.30%
Total	24.66%

Debentures / Bonds	% to Fund
Housing Development Finance Corporation Ltd	7.07%
Indian Railway Finance Corporation Ltd	5.44%
State Bank of India	3.37%
Bajaj Finance Ltd	2.81%
National Bank For Agriculture & Rural Development	1.85%
REC Limited	1.76%
Power Grid Corporation of India Ltd	1.74%
LIC Housing Finance Ltd	1.72%
Export and Import Bank of India	1.68%
Sikka Ports And Terminals	1.58%
Others	11.35%
Total	40.37%

Government Securities	% to Fund
6.64% GOI Mat 16-Jun-2035	6.68%
7.17% GOI Mat 08-Jan-2028	5.11%
7.27% GOI Mat 08-Apr-2026	4.17%
6.45% GOI Mat 07-Oct-2029	2.91%
5.85% GOI Mat 01-Dec-2030	2.02%
7.20% Maharashtra SDL Mat 09-Aug-2027	1.60%
7.15% Karnataka SDL Mat 09 Oct 2028	1.58%
7.38% Karnataka SDL Mat 27-Sep-2027	1.13%
6.97% GOI Mat 06-Sep-2026	0.76%
7.84% Maharashtra SDL Mat 13-Jul-2026	0.66%
Others	4.83%
Total	31.46%

Deposits, Money Mkt Securities and Net Current Assets.	3.51%
---------------------------------------------------------------	--------------

Grand Total	100.00%
--------------------	----------------

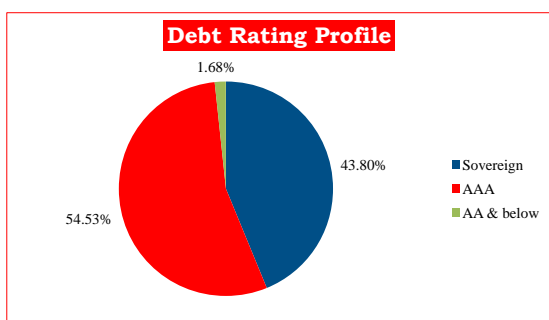
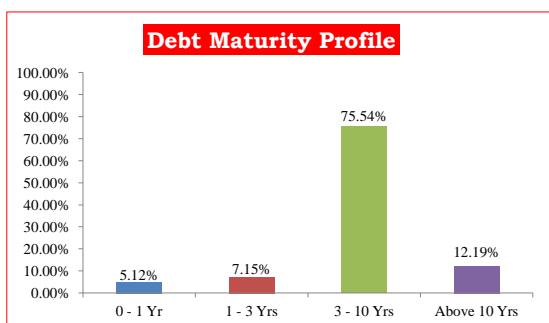
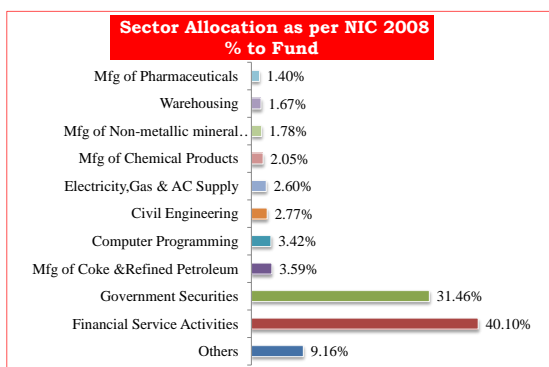
Debt Parameters	
Portfolio Yield (%)	5.95%
Avg Maturity (In Months)	75.91
Modified Duration (In Years)	4.68

AUM (in Lakhs)

Equity	Debt	MMI & Others	Total
6,746.86	19,650.22	961.63	27,358.71

Fund Manager	No. Of Funds Managed		
	Equity Fund	Debt Fund	Balanced Fund
Mr Kailash Lalwani	-	13	25
Mr Abhishek Agarwal	-	-	8

Asset Category	F&U Mandate	% of Actual
Money Market Insts	0% to 20%	1.77%
Public Deposits		
Govt. Securities	50% to 85%	71.82%
Corporate Bonds		
Equity	15% to 30%	24.66%
Net Current Assets	-	1.75%



Liquid Fund - Pension Group - II as on May 31, 2021

Fund Objective : To deliver returns linked to Money Market levels with minimal interest rate risk and minimal credit risk so as to provide a high level of safety of capital.

SFIN Code	: ULGF04311/02/12LiquidFdII101
Inception Date	: 08 Oct 2008
NAV	: 22.3819

Fund V/s Benchmark Performance		
Period	Returns (%)	Benchmark Returns (%)#
Inception	6.56%	7.13%
10 Years	6.16%	7.44%
7 Years	5.30%	6.87%
5 Years	4.60%	6.27%
3 Years	4.20%	5.84%
2 Years	3.62%	4.90%
1 Year	2.51%	3.80%
6 Months	1.09%	1.78%
1 Month	0.18%	0.29%

CRISIL Liquid Fund Index
Note: Returns over 1 year have been annualized.

Portfolio

Deposits, Money Mkt Securities and Net Current Assets.	100.00%
---------------------------------------------------------------	----------------

Grand Total	100.00%
--------------------	----------------

Debt Parameters

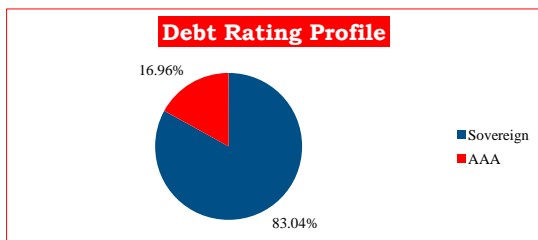
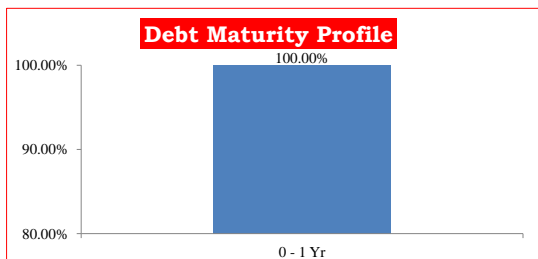
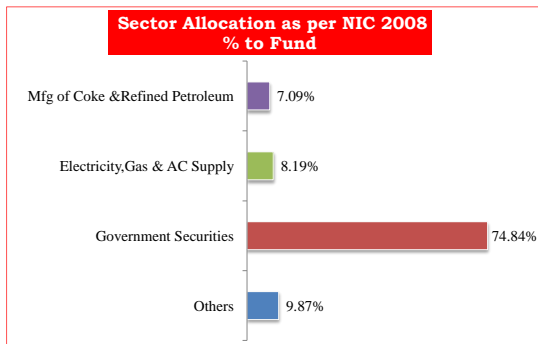
Portfolio Yield (%)	3.56%
Avg Maturity (In Months)	5.90
Modified Duration (In Years)	0.49

AUM (in Lakhs)

Equity	Debt	MMI & Others	Total
-	-	844.76	844.76

Fund Manager	No. Of Funds Managed		
	Equity Fund	Debt Fund	Balanced Fund
Mr Vineet Choraria	-	28	3

Asset Category	F&U Mandate	% of Actual
Money Market Insts	100%	100.00%
Public Deposits		
Govt. Securities	0%	0.00%
Corporate Bonds		
Equity	0%	0.00%



Secure Managed Fund - Pension Group - II as on May 31, 2021

Fund Objective : To provide reasonable returns through investments in high credit quality debt instruments while maintaining an optimal level of interest rate risk.

SFIN Code	: U LGF04411/02/12SecureMFII101
Inception Date	: 08 Oct 2008
NAV	: 28.5433

Fund V/s Benchmark Performance		
Period	Returns (%)	Benchmark Returns (%)#
Inception	8.56%	8.42%
10 Years	8.69%	8.81%
7 Years	8.58%	9.16%
5 Years	8.08%	8.60%
3 Years	9.16%	9.95%
2 Years	8.09%	9.58%
1 Year	4.49%	6.24%
6 Months	0.77%	1.29%
1 Month	0.64%	0.59%

CRISIL Composite Bond Fund Index
Note: Returns over 1 year have been annualized.

Portfolio

Debentures / Bonds	% to Fund
Housing Development Finance Corporation Ltd	5.21%
State Bank of India	3.98%
Bajaj Finance Ltd	3.71%
Sikka Ports And Terminals	3.34%
IDFC First Bank Limited	3.31%
Power Finance Corporation Ltd	2.76%
REC Limited	2.23%
HDB Financial Services Ltd	1.56%
Mahindra and Mahindra Financial Services Ltd	1.18%
ICICI Bank Ltd	1.14%
Others	3.07%
Total	31.48%

Government Securities	% to Fund
6.64% GOI Mat 16-Jun-2035	9.35%
7.17% GOI Mat 08-Jan-2028	6.76%
6.79% GOI Mat 26-Dec-2029	6.42%
6.79% GOI Mat 15-May-2027	6.20%
7.26% GOI Mat 14-Jan-2029	4.65%
7.59% GOI Mat 11-Jan-2026	3.27%
6.97% GOI Mat 06-Sep-2026	3.21%
7.27% GOI Mat 08-Apr-2026	2.98%
7.60% Food Corp of India Bond GOI Mat 09-Jan-2030	2.55%
5.63% GOI Mat 12-Apr-2026	1.83%
Others	15.41%
Total	62.63%

Deposits, Money Mkt Securities and Net Current Assets.	5.89%
---------------------------------------------------------------	--------------

Grand Total	100.00%
--------------------	----------------

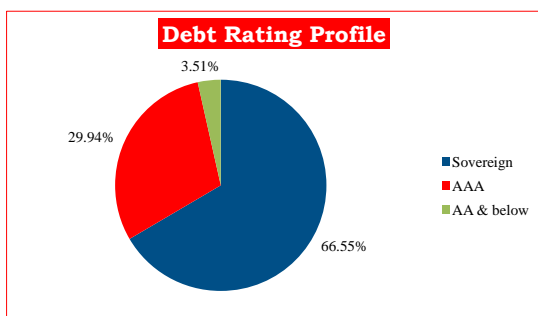
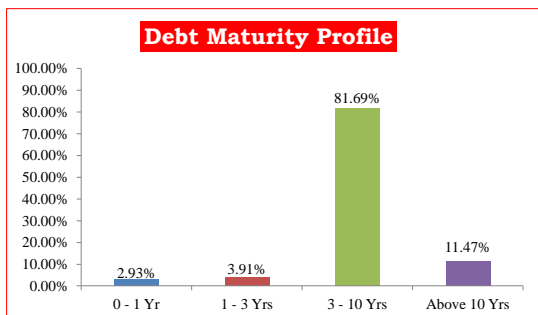
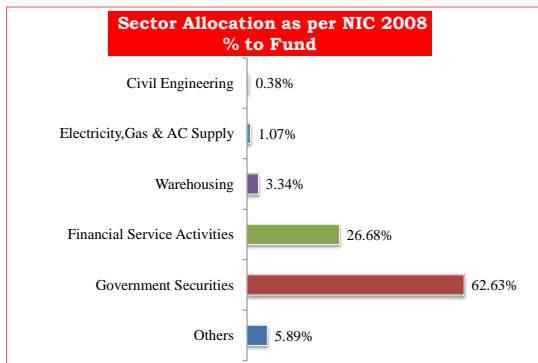
Debt Parameters	
Portfolio Yield (%)	6.03%
Avg Maturity (In Months)	79.08
Modified Duration (In Years)	4.92

AUM (in Lakhs)

Equity	Debt	MMI & Others	Total
-	7,753.93	485.46	8,239.39

Fund Manager	No. Of Funds Managed		
	Equity Fund	Debt Fund	Balanced Fund
Mr Vineet Choraria	-	28	3

Asset Category	F&U Mandate	% of Actual
Money Market Insts	0% to 25%	2.44%
Public Deposits		
Govt. Securities	75% to 100%	94.11%
Corporate Bonds		
Equity	0%	0.00%
Net Current Assets	-	3.45%



Stable Managed Fund - Pension Group - II as on May 31, 2021

Fund Objective : To generate optimal returns for investors through short term investments in high credit quality securities so as to keep interest rate risks low and provide safety of capital over the medium term horizon.

SFIN Code	: ULGF04811/02/12StableMFIII01
Inception Date	: 08 Oct 2008
NAV	: 23.3744

Fund V/s Benchmark Performance		
Period	Returns (%)	Benchmark Returns (%)#
Inception	6.92%	7.65%
10 Years	6.89%	8.41%
7 Years	6.26%	7.98%
5 Years	5.81%	7.52%
3 Years	6.31%	7.60%
2 Years	5.59%	6.96%
1 Year	3.58%	5.74%
6 Months	1.19%	2.06%
1 Month	0.27%	0.37%

CRISIL Low Duration Debt Index

Note: Returns over 1 year have been annualized. The benchmark index of the fund has been changed to CRISIL Low Duration Debt Index w.e.f December 30, 2020. Benchmark returns are computed basis the revised benchmark index.

Portfolio

Debentures / Bonds	% to Fund
National Thermal Power Corporation Ltd	8.11%
National Bank For Agriculture & Rural Development	8.07%
REC Limited	6.57%
Reliance Industries Ltd	6.45%
Housing Development Finance Corporation Ltd	3.16%
Total	32.36%

Government Securities	% to Fund
8.48% Karnataka SDL Mat 17 Oct 2022	15.91%
8.80% Tamil Nadu SDL Mat 25-Oct-2022	15.87%
7.42% Maharashtra SDL Mat 11-May-2022	9.12%
4.52% Tamil Nadu SDL Mat 03-Jun-2022	8.21%
8.92% Tamil Nadu SDL Mat 08-Aug-2022	7.95%
8.63% Tamil Nadu SDL Mat 09-Jan-2023	4.35%
8.13% Oil Bond Mat 16-Oct-2021	1.60%
Total	63.00%

Deposits, Money Mkt Securities and Net Current Assets.	4.64%
---------------------------------------------------------------	--------------

Grand Total	100.00%
--------------------	----------------

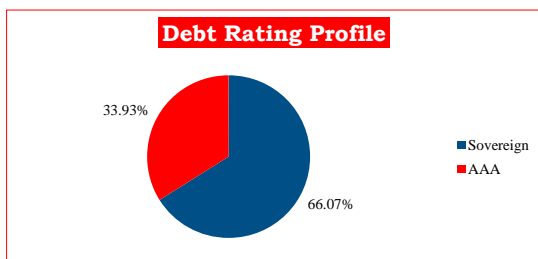
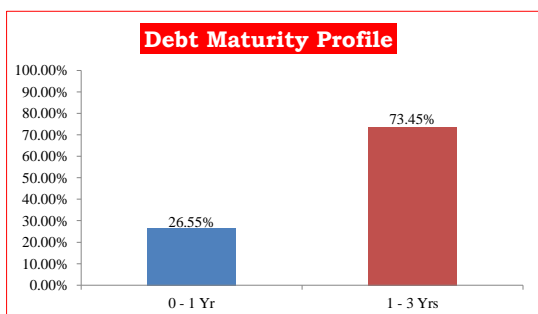
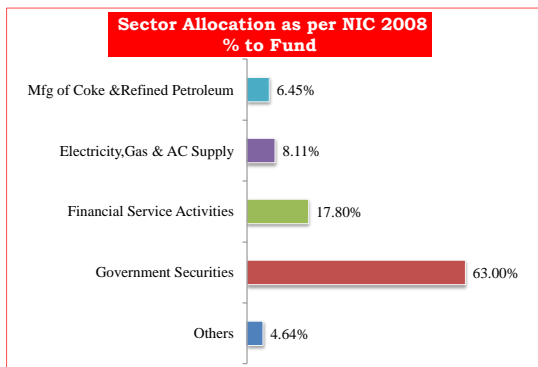
Debt Parameters	
Portfolio Yield (%)	4.24%
Avg Maturity (In Months)	13.66
Modified Duration (In Years)	1.06

AUM (in Lakhs)

Equity	Debt	MMI & Others	Total
-	3,036.44	147.70	3,184.14

Fund Manager	No. Of Funds Managed		
	Equity Fund	Debt Fund	Balanced Fund
Mr Kailash Lalwani	-	13	25

Asset Category	F&U Mandate	% of Actual
Money Market Insts		
Public Deposits	100%	100.00%
Govt. Securities		
Corporate Bonds		
Equity	0%	0.00%



Balanced Managed Fund - Defined Benefit Group as on May 31, 2021

Fund Objective : To generate long term capital appreciation along with current income from a combined portfolio of equity and debt market instruments. The equity exposure will be between 30%-60%.

SFIN Code	: ULGF01128/03/05BalancedMF101
Inception Date	: 28 Mar 2005
NAV	: 136.6529

Fund V/s Benchmark Performance		
Period	Returns (%)	Benchmark Returns (%)#
Inception	12.76%	10.22%
10 Years	10.92%	9.74%
7 Years	11.79%	10.25%
5 Years	12.11%	10.96%
3 Years	12.13%	11.20%
2 Years	13.34%	11.85%
1 Year	28.95%	31.85%
6 Months	9.12%	10.27%
1 Month	3.33%	3.32%

45% BSE -100 55% CRISIL Composite Bond Fund Index

Note: Returns over 1 year have been annualized.

Portfolio

Equity	% to Fund
HDFC Bank Limited	3.91%
Infosys Limited	3.64%
Reliance Industries Limited	3.34%
ICICI Bank Limited	2.84%
Kotak Mahindra MF - Kotak Banking ETF - Dividend Payout Option	2.31%
Tata Consultancy Services Limited	1.62%
Hindustan Unilever Limited	1.54%
Nippon India ETF Bank Bees	1.44%
Larsen & Toubro Limited	1.31%
Bharti Airtel Ltd	1.27%
Kotak Mahindra Bank Limited	1.16%
Axis Bank Limited	1.06%
ITC Limited	1.01%
ICICI Prudential Private Banks ETF	0.96%
Mahindra & Mahindra Ltd.	0.85%
Asian Paints (India) Ltd	0.83%
Maruti Suzuki India Ltd	0.80%
Bajaj Finance Ltd	0.76%
UltraTech Cement Limited	0.73%
Dr Reddys Laboratories Limited	0.65%
ICICI Prudential IT ETF	0.60%
Tata Steel Limited	0.53%
Lupin Limited	0.51%
Others	13.34%
Total	47.03%

Debentures / Bonds	% to Fund
Nuclear Power Corporation of India Ltd	4.47%
State Bank of India	4.35%
Power Grid Corporation of India Ltd	3.28%
Power Finance Corporation Ltd	2.96%
Sikka Ports And Terminals	2.87%
LIC Housing Finance Ltd	1.45%
Total	19.38%

Government Securities	% to Fund
7.40% GOI Mat 09-Sep-2035	5.99%
7.59% GOI Mat 20-Mar-2029	5.07%
7.37% GOI Mat 16-April-2023	4.42%
7.72% GOI Mat 25-May-2025	4.36%
7.42% Maharashtra SDL Mat 11-May-2022	3.46%
6.57% Maharashtra SDL Mat 03-Jun-2031	3.31%
8.15% GOI Mat 24-Nov-2026	1.43%
6.45% GOI Mat 07-Oct-2029	0.95%
7.16% GOI Mat 20-May-2023	0.28%
7.26% GOI Mat 14-Jan-2029	0.04%
Total	29.31%

Deposits, Money Mkt Securities and Net Current Assets.	4.28%
---------------------------------------------------------------	--------------

Grand Total	100.00%
--------------------	----------------

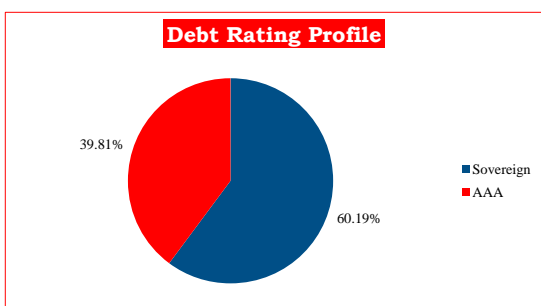
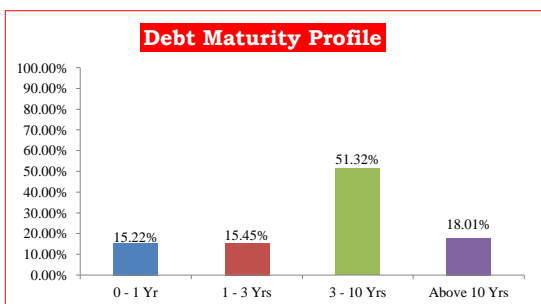
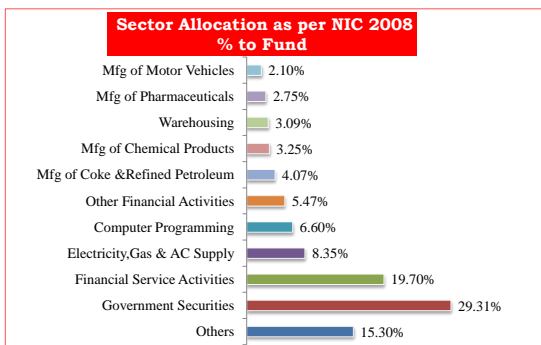
Debt Parameters	
Portfolio Yield (%)	5.59%
Avg Maturity (In Months)	67.12
Modified Duration (In Years)	4.20

AUM (in Lakhs)

Equity	Debt	MMI & Others	Total
350.05	362.40	31.83	744.27

Fund Manager	No. Of Funds Managed		
	Equity Fund	Debt Fund	Balanced Fund
Mr Kailash Lalwani	-	13	25
Mr Shailesh Dhamankar	3	-	10

Asset Category	F&U Mandate	% of Actual
Money Market Insts	0% to 5%	2.95%
Public Deposits	0% to 15%	0.00%
Govt. Securities	20% to 70%	48.69%
Corporate Bonds		
Equity	30% to 60%	47.03%
Net Current Assets	-	1.33%



Defensive Managed Fund - Defined Benefit Group as on May 31, 2021

Fund Objective : To enhance long term returns for a portfolio predominantly invested in fixed income securities by taking a moderate to medium exposure to equity and equity related securities. The equity exposure will be between 15%-30%.

SFIN Code	: ULGF01028/03/05DefensiveF101
Inception Date	: 28 Mar 2005
NAV	: 96.5973

Fund V/s Benchmark Performance		
Period	Returns (%)	Benchmark Returns (%)#
Inception	10.29%	8.86%
10 Years	9.69%	9.27%
7 Years	10.11%	9.70%
5 Years	10.19%	9.78%
3 Years	10.12%	10.58%
2 Years	10.98%	10.71%
1 Year	17.13%	19.04%
6 Months	4.99%	5.78%
1 Month	1.87%	1.96%

22.5% BSE-100 77.5% CRISIL Composite Bond Fund Index
Note: Returns over 1 year have been annualized.

Portfolio	
Equity	% to Fund
HDFC Bank Limited	2.61%
Reliance Industries Limited	2.24%
ICICI Bank Limited	2.22%
Infosys Limited	1.97%
Kotak Mahindra Bank Limited	1.21%
Axis Bank Limited	1.14%
Tata Consultancy Services Limited	1.09%
Bajaj Finance Ltd	1.00%
Hindustan Unilever Limited	0.78%
Larsen & Toubro Limited	0.77%
Mahindra & Mahindra Ltd.	0.67%
ITC Limited	0.64%
Bharti Airtel Ltd	0.60%
Tata Steel Limited	0.57%
Others	6.06%
Total	23.56%

Debentures / Bonds	% to Fund
National Highway Authority Of India	5.90%
LIC Housing Finance Ltd	5.87%
Reliance Industries Ltd	5.79%
National Thermal Power Corporation Ltd	4.54%
International Finance Corporation	1.89%
Total	23.99%

Government Securities	% to Fund
7.72% GOI Mat 25-May-2025	11.86%
8.17% GOI Mat 01-Dec-2044	6.39%
7.40% GOI Mat 09-Sep-2035	4.79%
6.79% GOI Mat 26-Dec-2029	4.17%
6.45% GOI Mat 07-Oct-2029	3.92%
7.26% GOI Mat 14-Jan-2029	3.51%
7.59% GOI Mat 20-Mar-2029	3.29%
8.79% GOI Mat 08-Nov-2021	2.83%
8.02% Tamil Nadu Uday Mat 22-Mar-2025	1.34%
7.91% Tamil Nadu Uday Mat 22-Mar-2024	1.33%
Others	3.94%
Total	47.37%

Deposits, Money Mkt Securities and Net Current Assets.	5.08%
---------------------------------------------------------------	--------------

Grand Total	100.00%
--------------------	----------------

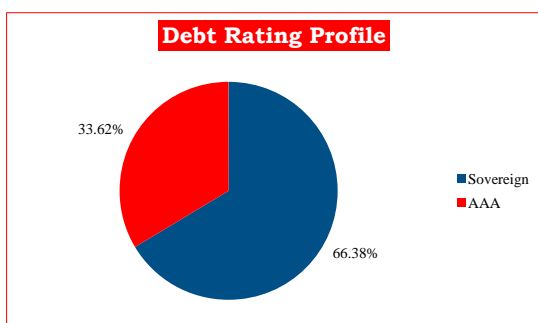
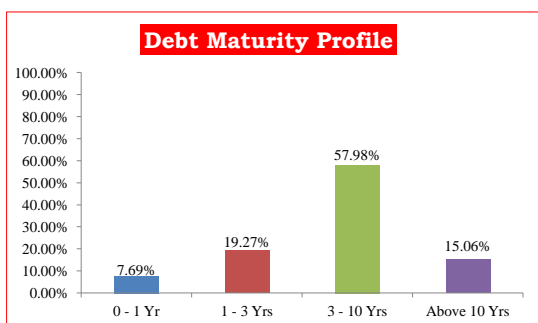
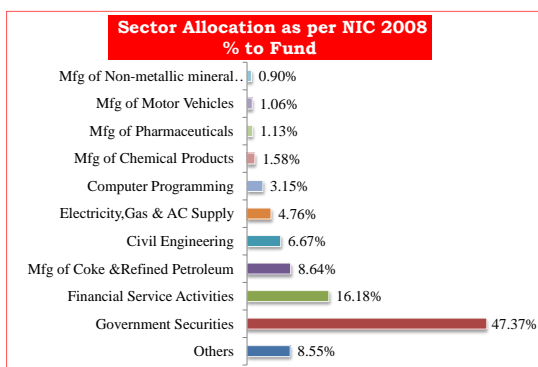
Debt Parameters	
Portfolio Yield (%)	5.68%
Avg Maturity (In Months)	83.07
Modified Duration (In Years)	4.61

AUM (in Lakhs)

Equity	Debt	MMI & Others	Total
42.52	128.79	9.18	180.49

Fund Manager	No. Of Funds Managed		
	Equity Fund	Debt Fund	Balanced Fund
Mr Kailash Lalwani	-	13	25
Mr Nishit Dholakia	3	-	13

Asset Category	F&U Mandate	% of Actual
Money Market Insts	0% to 5%	2.88%
Public Deposits	0% to 15%	0.00%
Govt. Securities	50% to 85%	71.36%
Corporate Bonds	15% to 30%	23.56%
Equity	-	2.20%
Net Current Assets	-	2.20%



Secured Managed Fund - Defined Benefit Group as on May 31, 2021

Fund Objective : To provide reasonable returns through investments in high credit quality debt instruments while maintaining an optimal level of interest rate risk.

SFIN Code	: ULGF00928/03/05SecureMgtF101
Inception Date	: 28 Mar 2005
NAV	: 156.0159

Fund V/s Benchmark Performance		
Period	Returns (%)	Benchmark Returns (%)#
Inception	13.51%	7.50%
10 Years	7.51%	8.81%
7 Years	9.56%	9.16%
5 Years	7.04%	8.60%
3 Years	7.14%	9.95%
2 Years	6.22%	9.58%
1 Year	3.41%	6.24%
6 Months	0.67%	1.29%
1 Month	0.52%	0.59%

CRISIL Composite Bond Fund Index
Note: Returns over 1 year have been annualized.

Portfolio

Government Securities	% to Fund
7.26% GOI Mat 14-Jan-2029	31.45%
5.77% GOI Mat 03-AUG-2030	21.86%
7.59% GOI Mat 20-Mar-2029	20.61%
6.17% GOI Mat 15-Jul-2021	17.69%
9.20% GOI Mat 30-Sep-2030	2.32%
Total	93.93%

Deposits, Money Mkt Securities and Net Current Assets.	6.07%
---------------------------------------------------------------	--------------

Grand Total	100.00%
--------------------	----------------

Debt Parameters	
Portfolio Yield (%)	5.65%
Avg Maturity (In Months)	76.94
Modified Duration (In Years)	4.79

AUM (in Lakhs)

Equity	Debt	MMI & Others	Total
-	9.59	0.62	10.21

Fund Manager	No. Of Funds Managed		
	Equity Fund	Debt Fund	Balanced Fund
Mr Vineet Choraria	-	28	3

Asset Category	F&U Mandate	% of Actual
Money Market Insts	0% to 5%	3.62%
Public Deposits	0% to 20%	0.00%
Govt. Securities	75% to 100%	93.93%
Corporate Bonds		
Equity	0%	0.00%
Net Current Assets	-	2.46%

