

MONTHLY UPDATE

AUGUST 2023



Sar utha ke jiyο!

Individual Fund Fact Sheet

Fund Name	SFIN	Page No
Balanced Managed Fund - Life	ULIF00402/01/04BalancedMF101	4
Balanced Managed Fund - Pension	ULIF01102/01/04BalancedMF101	5
Defensive Managed Fund - Life	ULIF00302/01/04DefensiveF101	6
Defensive Managed Fund - Pension	ULIF01002/01/04DefensiveF101	7
Growth Fund - Life	ULIF00502/01/04GrowthFund101	8
Growth Fund - Pension	ULIF01202/01/04GrowthFund101	9
Liquid Fund - Life	ULIF00102/01/04LiquidFund101	10
Liquid Fund - Pension	ULIF00802/01/04LiquidFund101	11
Secured Managed Fund - Life	ULIF00202/01/04SecureMgtF101	12
Secured Managed Fund - Pension	ULIF00902/01/04SecureMgtF101	13
Equity Managed Fund - Life	ULIF00616/01/06EquityMgFd101	14
Equity Managed Fund - Pension	ULIF01316/01/06EquityMgFd101	15
Stable Managed Fund - Life	ULIF00720/06/07StableMgFd101	16
Stable Managed Fund - Pension	ULIF01420/06/07StableMgFd101	17
Balanced Managed Fund - Life - II	ULIF01920/02/08BalncdMFII101	18
Defensive Managed Fund - Life - II	ULIF01820/02/08DefnsvFdII101	19
Equity Managed Fund - Life - II	ULIF02020/02/08EquityMFII101	20
Growth Fund - Life - II	ULIF02120/02/08GrwthFndII101	21
Liquid Fund - Life - II	ULIF01520/02/08LiquidFdII101	22
Secured Managed Fund - Life - II	ULIF01720/02/08SecureMFII101	23
Stable Managed Fund - Life - II	ULIF01620/02/08StableMFII101	24
Bond Opportunities Fund	ULIF03004/08/08BondOprtFd101	25
Large Cap Fund	ULIF03204/08/08Large-CapF101	26
Manager's Fund	ULIF03304/08/08ManagerFnd101	27
Mid Cap Fund	ULIF03104/08/08Mid-capFnd101	28
Money Plus Fund	ULIF02904/08/08MoneyPlusF101	29
Balanced Managed Fund - Pension - II	ULIF02608/10/08BalncdMFII101	30
Defensive Managed Fund - Pension - II	ULIF02508/10/08DefnsvFdII101	31
Equity Managed Fund - Pension - II	ULIF02708/10/08EquityMFII101	32
Growth Fund - Pension - II	ULIF02808/10/08GrwthFndII101	33
Liquid Fund - Pension - II	ULIF02208/10/08LiquidFdII101	34
Secured Managed Fund - Pension - II	ULIF02408/10/08SecureMFII101	35
Stable Managed Fund -Pension - II	ULIF02308/10/08StableMFII101	36
BlueChip Fund	ULIF03501/01/10BlueChipFd101	37
Income Fund	ULIF03401/01/10IncomeFund101	38
Opportunities Fund	ULIF03601/01/10OpprntntyFd101	39
Vantage Fund	ULIF03701/01/10VantageFnd101	40
Balanced Fund	ULIF03901/09/10BalancedFd101	41
Highest Nav Guarentee Fund	ULIF04001/09/10HighestNAV101	42
Short Term Fund	ULIF03801/09/10ShortTrmFd101	43
Capital Guarantee Fund	ULIF04126/10/10CaptlGuaFd101	44
Pension Guarantee Maximus Fund	ULIF04224/01/11PenGuaFnd1101	45
Pension Super Plus Fund - 2012	ULIF04818/06/12PenSuPls12101	46
Equity Plus Fund	ULIF05301/08/13EquityPlus101	47

Diversified Equity Fund	ULIF05501/08/13DivrEqtyFd101	48
Bond Fund	ULIF05601/08/13Bond Funds101	49
Conservative Fund	ULIF05801/08/13ConsertvFd101	50
Pension Income Fund	ULIF06101/04/14PenIncFund101	51
Pension Equity Plus Fund	ULIF06001/04/14PenEqPlsFd101	52
Capital Growth Fund	ULIF06301/04/15CapGrwthFd101	53
Capital Secure Fund	ULIF06401/04/15CapSecFund101	54
Policy Discontinued Fund - Life	ULIF05110/03/11DiscontdPF101	55
Policy Discontinued Fund - Pension	ULIF05201/10/13DiscontdPF101	56
Discovery Fund	ULIF06618/01/18DiscvryFnd101	57
Equity Advantage Fund	ULIF06723/03/18EqtyAdvtFd101	58
Bond Plus Fund	ULIF06814/06/19BondPlusFd101	59
Secure Advantage Fund	ULIF06914/06/19SecAdvFund101	60
Sustainable Equity Fund	ULIF07019/07/21SustnblEqF101	61
Active Asset Allocation Fund	ULIF01527/12/10ACTASSET101	62
Guaranteed NAV Fund	ULIF01403/12/10GTDNAV101	63
Individual Balanced Fund	ULIF00118/10/04BALANCE101	64
Individual Debt Fund	ULIF00218/10/04DEBT101	65
Individual Equity Fund	ULIF00514/10/05EQUITY101	66
Individual Guaranteed Growth Fund	ULIF00627/11/07GTDGROWTH101	67
Individual Growth Fund	ULIF00318/10/04GROWTH101	68
Individual Prime Equity Fund	ULIF01116/12/09PRIMEEQU101	69
Individual Prime Equity Pension Fund	ULIF01316/12/09PNPRIMEEQU101	70
Individual Preserver Pension Fund	ULIF01216/12/09PNPRESERVR101	71
Individual Preserver Fund	ULIF01016/12/09PRESERVER101	72
Individual Secure Fund	ULIF00418/10/04SECURE101	73
Pension Debt Fund	ULIF00705/02/08PENDEBT101	74
Pension Equity Fund	ULIF00805/02/08PENEQUITY101	75
Pension Liquid Fund	ULIF00905/02/08PENLIQUID101	76
Individual Midcap Fund	ULIF01701/01/17MIDCAP101	77
Capped Nifty Index Fund	ULIF01801/10/18CAPNIFINDX101	78
Large Cap Pension Fund	ULIF01901/06/20PNLARGECAP101	79

Balanced Managed Fund - Life as on August 31, 2023

Fund Objective : To generate long term capital appreciation along with current income from a combined portfolio of equity and debt market instruments. The equity exposure will be between 30%-60%.

SFIN Code	: ULIF00402/01/04BalancedMF101
Inception Date	: 02 Jan 2004
NAV	: 173.6301

Fund V/s Benchmark Performance		
Period	Returns (%)	Benchmark Returns (%)#
Inception	11.35%	9.42%
10 Years	11.93%	10.80%
7 Years	9.20%	9.14%
5 Years	8.98%	8.94%
3 Years	11.44%	11.61%
2 Years	5.28%	5.48%
1 Year	7.91%	7.63%
6 Months	7.68%	8.18%
1 Month	-0.38%	-0.53%

45% BSE-100 55% CRISIL Composite Bond Fund Index
Note: Returns over 1 year have been annualized.

Portfolio

Equity	% to Fund
HDFC Bank Limited	5.10%
Reliance Industries Limited	3.75%
ICICI Bank Limited	3.65%
Infosys Limited	2.61%
ITC Limited	1.73%
Axis Bank Limited	1.73%
Larsen & Toubro Limited	1.65%
Tata Consultancy Services Limited	1.46%
Bharti Airtel Ltd	1.16%
Hindustan Unilever Limited	1.03%
Aditya Birla Sun Life Nifty Bank Etf	1.01%
UltraTech Cement Limited	0.94%
Mahindra & Mahindra Ltd.	0.92%
Maruti Suzuki India Ltd	0.85%
Kotak Mahindra Bank Limited	0.85%
Dr Reddys Laboratories Limited	0.83%
Bajaj Finance Ltd	0.80%
State Bank of India	0.79%
HCL Technologies Limited	0.72%
Asian Paints (India) Ltd	0.62%
IndusInd Bank Limited	0.60%
Titan Company Limited	0.59%
Tata Steel Limited	0.53%
Others	10.79%
Total	44.71%

Debentures / Bonds	% to Fund
HDFC Bank Ltd	4.30%
IDFC First Bank Limited	2.75%
Sundaram Finance Ltd	1.53%
Sikka Ports And Terminals	1.40%
HDB Financial Services Ltd	1.33%
Mahindra and Mahindra Financial Services Ltd	0.77%
Cholamandalam Investment & Finance Company Ltd	0.71%
State Bank of India	0.68%
LIC Housing Finance Ltd	0.62%
National Bank For Agriculture & Rural Development	0.57%
Others	1.23%
Total	15.89%

Government Securities	% to Fund
7.18% GOI Mat 24-Jul-2037	4.67%
7.41% GOI Mat 19-Dec-2036	4.57%
7.26% GOI Mat 06-Feb-2033	4.46%
7.30% GOI Mat 19-Jun-2053	2.77%
7.26% GOI Mat 22-Aug-2032	2.05%
7.33% Maharashtra SDL Mat 13-Sep-2027	1.99%
7.25% GOI Mat 12-Jun-2063	1.94%
6.45% GOI Mat 07-Oct-2029	1.77%
7.74% Karnataka SDL Mat 23-Nov-2037	1.58%
7.17% GOI Mat 08-Jan-2028	0.79%
Others	9.07%
Total	35.66%

Deposits, Money Mkt Securities and Net Current Assets.	3.73%
--	-------

Grand Total	100.00%
--------------------	----------------

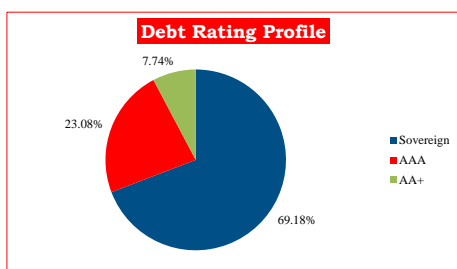
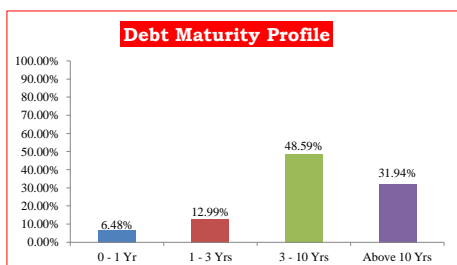
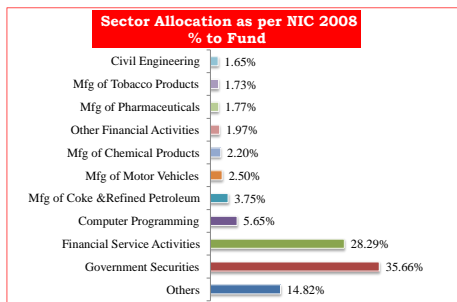
Debt Parameters	
Portfolio Yield (%)	7.38%
Avg Maturity (In Months)	119.18
Modified Duration (In Years)	5.78

AUM (in Lakhs)

Equity	Debt	MMI & Others	Total
15,905.44	18,339.87	1,327.09	35,572.41

Fund Manager	No. Of Funds Managed		
	Equity Fund	Debt Fund	Hybrid Fund
Mr Kailash Lalwani	6	13	20
Mr Abhishek Agarwal	-	-	22

Asset Category	F&U Mandate	% of Actual
Money Market Insts	0% to 5%	2.09%
Public Deposits	0% to 15%	0.00%
Govt. Securities	20% to 70%	51.56%
Corporate Bonds	30% to 60%	44.71%
Net Current Assets	-	1.64%



Balanced Managed Fund - Pension as on August 31, 2023

Fund Objective : To generate long term capital appreciation along with current income from a combined portfolio of equity and debt market instruments. The equity exposure will be between 30%-60%.

SFIN Code	: ULIF01102/01/04BalancedMF101
Inception Date	: 02 Jan 2004
NAV	: 171.5939

Fund V/s Benchmark Performance		
Period	Returns (%)	Benchmark Returns (%)#
Inception	11.28%	9.42%
10 Years	12.25%	10.80%
7 Years	9.38%	9.14%
5 Years	8.59%	8.94%
3 Years	11.67%	11.61%
2 Years	5.42%	5.48%
1 Year	7.55%	7.63%
6 Months	7.52%	8.18%
1 Month	-0.41%	-0.53%

45% BSE-100 55% CRISIL Composite Bond Fund Index
Note: Returns over 1 year have been annualized.

Portfolio

Equity	% to Fund
HDFC Bank Limited	5.41%
Reliance Industries Limited	3.79%
ICICI Bank Limited	3.72%
Infosys Limited	2.65%
Axis Bank Limited	1.76%
ITC Limited	1.76%
Larsen & Toubro Limited	1.66%
Tata Consultancy Services Limited	1.49%
Bharti Airtel Ltd	1.18%
Hindustan Unilever Limited	1.03%
Aditya Birla Sun Life Nifty Bank Etf	1.03%
UltraTech Cement Limited	0.95%
Mahindra & Mahindra Ltd.	0.93%
Maruti Suzuki India Ltd	0.87%
Kotak Mahindra Bank Limited	0.86%
Dr Reddys Laboratories Limited	0.83%
Bajaj Finance Ltd	0.81%
State Bank of India	0.80%
HCL Technologies Limited	0.73%
Asian Paints (India) Ltd	0.62%
IndusInd Bank Limited	0.61%
Titan Company Limited	0.60%
Tata Steel Limited	0.54%
Others	10.94%
Total	45.58%

Debentures / Bonds	% to Fund
HDFC Bank Ltd	4.32%
HDB Financial Services Ltd	1.19%
IDFC First Bank Limited	1.17%
National Highway Authority Of India	1.10%
Mahindra and Mahindra Financial Services Ltd	0.96%
Cholamandalam Investment & Finance Company Ltd	0.88%
Power Grid Corporation of India Ltd	0.83%
LIC Housing Finance Ltd	0.75%
NHPC Ltd	0.62%
National Bank For Agriculture & Rural Development	0.61%
Others	1.51%
Total	13.96%

Government Securities	% to Fund
7.41% GOI Mat 19-Dec-2036	5.80%
7.18% GOI Mat 24-Jul-2037	4.87%
7.26% GOI Mat 06-Feb-2033	4.66%
7.30% GOI Mat 19-Jun-2053	2.89%
7.33% Maharashtra SDL Mat 13-Sep-2027	2.09%
7.25% GOI Mat 12-Jun-2063	2.02%
6.45% GOI Mat 07-Oct-2029	1.63%
7.64% Food Corp of India Bond GOI Mat 12-Dec-2029	1.21%
7.65% Tamil Nadu SDL Mat 06-Dec-2027	1.04%
8.00% Oil Bond Mat 23-Mar-2026	0.83%
Others	8.80%
Total	35.81%

Deposits, Money Mkt Securities and Net Current Assets.	4.66%
---	--------------

Grand Total	100.00%
--------------------	----------------

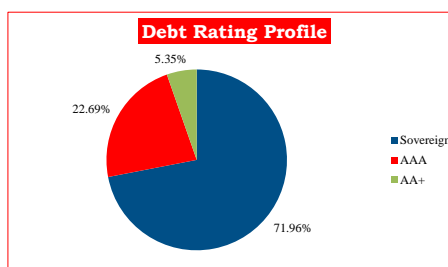
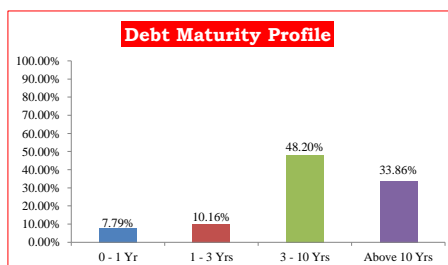
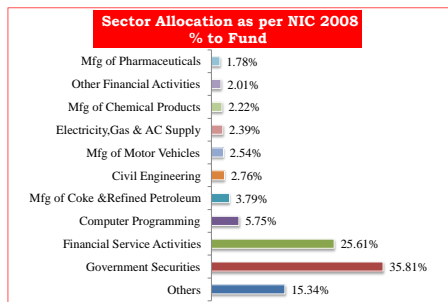
Debt Parameters	
Portfolio Yield (%)	7.36%
Avg Maturity (In Months)	121.12
Modified Duration (In Years)	5.76

AUM (in Lakhs)

Equity	Debt	MMI & Others	Total
9,827.99	10,731.77	1,004.00	21,563.76

Fund Manager	No. Of Funds Managed		
	Equity Fund	Debt Fund	Hybrid Fund
Mr Kailash Lalwani	6	13	20
Mr Abhishek Agarwal	-	-	22

Asset Category	F&U Mandate	% of Actual
Money Market Insts	0% to 5%	3.04%
Public Deposits	0% to 15%	0.00%
Govt. Securities	20% to 70%	49.77%
Corporate Bonds	30% to 60%	45.58%
Equity	-	1.62%
Net Current Assets	-	-



Defensive Managed Fund - Life as on August 31, 2023

Fund Objective : To enhance long term returns for a portfolio predominantly invested in fixed income securities by taking a moderate to medium exposure to equity and equity related securities. The equity exposure will be between 15%-30%.

SFIN Code	: ULIF00302/01/04DefensiveF101
Inception Date	: 02 Jan 2004
NAV	: 120.5414

Fund V/s Benchmark Performance		
Period	Returns (%)	Benchmark Returns (%)#
Inception	9.39%	8.07%
10 Years	10.18%	9.60%
7 Years	8.19%	8.04%
5 Years	8.21%	8.32%
3 Years	7.87%	8.24%
2 Years	4.53%	5.00%
1 Year	6.57%	7.28%
6 Months	5.77%	6.33%
1 Month	0.07%	0.03%

22.5% BSE -100 77.5% CRISIL Composite Bond Fund Index
Note: Returns over 1 year have been annualized.

Portfolio

Equity	% to Fund
HDFC Bank Limited	2.51%
Reliance Industries Limited	1.89%
ICICI Bank Limited	1.83%
Infosys Limited	1.31%
ITC Limited	0.87%
Axis Bank Limited	0.86%
Larsen & Toubro Limited	0.83%
Tata Consultancy Services Limited	0.73%
Bharti Airtel Ltd	0.58%
Hindustan Unilever Limited	0.52%
Aditya Birla Sun Life Nifty Bank Etf	0.51%
Others	9.94%
Total	22.37%

Debentures / Bonds	% to Fund
HDFC Bank Ltd	7.15%
IDFC First Bank Limited	2.59%
Sikka Ports And Terminals	2.29%
IOT Utkal Energy Services Limited	2.28%
Bajaj Finance Ltd	1.81%
HDB Financial Services Ltd	1.24%
Mahindra and Mahindra Financial Services Ltd	1.18%
National Bank For Agriculture & Rural Development	0.94%
State Bank of India	0.74%
Sundaram Finance Ltd	0.60%
Others	1.98%
Total	22.82%

Government Securities	% to Fund
7.41% GOI Mat 19-Dec-2036	6.64%
7.18% GOI Mat 24-Jul-2037	6.49%
7.26% GOI Mat 06-Feb-2033	6.22%
7.30% GOI Mat 19-Jun-2053	3.84%
7.26% GOI Mat 22-Aug-2032	3.36%
7.17% GOI Mat 08-Jan-2028	2.73%
7.25% GOI Mat 12-Jun-2063	2.69%
6.45% GOI Mat 07-Oct-2029	2.45%
7.33% Maharashtra SDL Mat 13-Sep-2027	1.39%
7.36% GOI Mat 12-Sep-2052	1.05%
Others	11.82%
Total	48.68%

Deposits, Money Mkt Securities and Net Current Assets.	6.13%
---	--------------

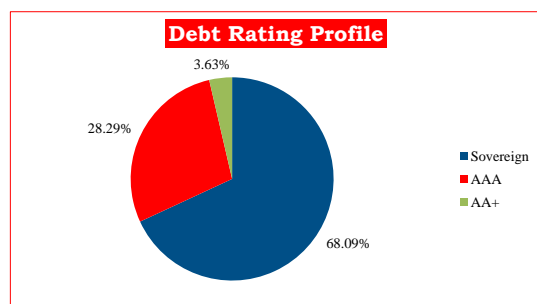
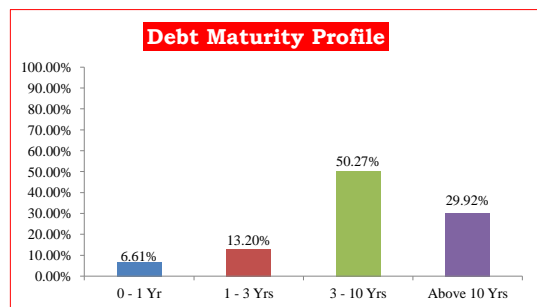
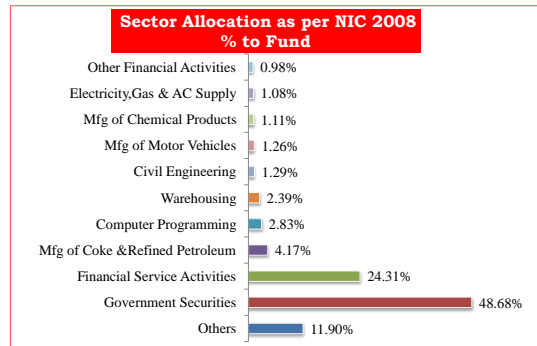
Grand Total	100.00%
--------------------	----------------

Debt Parameters	
Portfolio Yield (%)	7.35%
Avg Maturity (In Months)	116.76
Modified Duration (In Years)	5.67

AUM (₹ in Lakhs)			
Equity	Debt	MMI & Others	Total
1,909.22	6,103.64	523.62	8,536.47

Fund Manager	No. Of Funds Managed		
	Equity Fund	Debt Fund	Hybrid Fund
Mr Kailash Lalwani	6	13	20
Mr Abhishek Agarwal	-	-	22

Asset Category	F&U Mandate	% of Actual
Money Market Insts	0% to 5%	4.27%
Public Deposits	0% to 15%	0.00%
Govt. Securities	50% to 85%	71.50%
Corporate Bonds	-	-
Equity	15% to 30%	22.37%
Net Current Assets	-	1.87%



Defensive Managed Fund - Pension as on August 31, 2023

Fund Objective : To enhance long term returns for a portfolio predominantly invested in fixed income securities by taking a moderate to medium exposure to equity and equity related securities. The equity exposure will be between 15%-30%.

SFIN Code	: ULIF01002/01/04DefensiveF101
Inception Date	: 02 Jan 2004
NAV	: 108.8354

Fund V/s Benchmark Performance		
Period	Returns (%)	Benchmark Returns (%)#
Inception	8.82%	8.07%
10 Years	10.19%	9.60%
7 Years	8.10%	8.04%
5 Years	8.07%	8.32%
3 Years	7.81%	8.24%
2 Years	4.32%	5.00%
1 Year	6.60%	7.28%
6 Months	5.84%	6.33%
1 Month	0.06%	0.03%

22.5% BSE -100 77.5% CRISIL Composite Bond Fund Index

Note: Returns over 1 year have been annualized.

Portfolio

Equity	% to Fund
HDFC Bank Limited	2.68%
Reliance Industries Limited	1.89%
ICICI Bank Limited	1.85%
Infosys Limited	1.32%
Axis Bank Limited	0.87%
ITC Limited	0.87%
Larsen & Toubro Limited	0.82%
Tata Consultancy Services Limited	0.74%
Bharti Airtel Ltd	0.58%
Hindustan Unilever Limited	0.52%
Aditya Birla Sun Life Nifty Bank Etf	0.51%
Others	9.99%
Total	22.64%

Debentures / Bonds	% to Fund
HDFC Bank Ltd	6.73%
Bajaj Finance Ltd	2.87%
Nuclear Power Corporation of India Ltd	2.57%
IOT Utkal Energy Services Limited	2.38%
Power Grid Corporation of India Ltd	1.42%
Mahindra and Mahindra Financial Services Ltd	1.13%
NHPC Ltd	1.12%
Cholamandalam Investment & Finance Company Ltd	0.84%
IDFC First Bank Limited	0.56%
International Finance Corporation	0.55%
Others	1.96%
Total	22.13%

Government Securities	% to Fund
7.41% GOI Mat 19-Dec-2036	6.70%
7.18% GOI Mat 24-Jul-2037	6.40%
7.26% GOI Mat 06-Feb-2033	6.23%
7.30% GOI Mat 19-Jun-2053	3.79%
7.26% GOI Mat 22-Aug-2032	3.40%
6.45% GOI Mat 07-Oct-2029	3.10%
7.25% GOI Mat 12-Jun-2063	2.65%
7.17% GOI Mat 08-Jan-2028	2.07%
7.64% Food Corp of India Bond GOI Mat 12-Dec-2029	1.67%
7.33% Maharashtra SDL Mat 13-Sep-2027	1.25%
Others	11.69%
Total	48.95%

Deposits, Money Mkt Securities and Net Current Assets.	6.28%
---	--------------

Grand Total	100.00%
--------------------	----------------

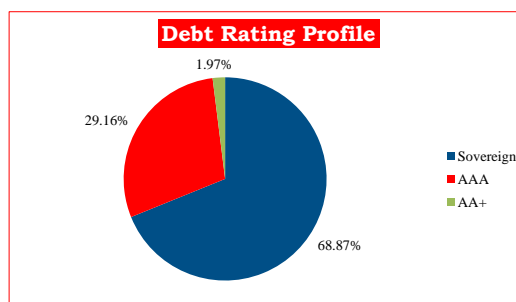
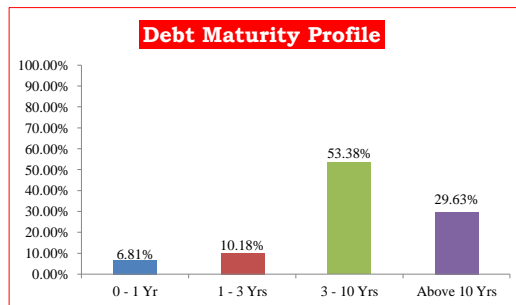
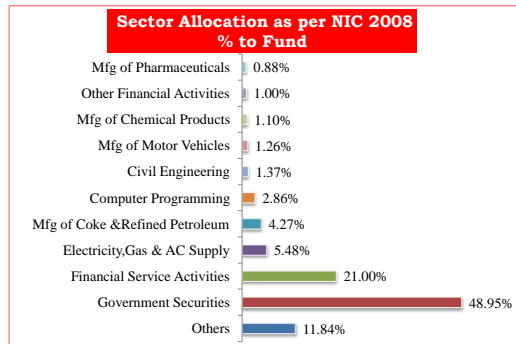
Debt Parameters	
Portfolio Yield (%)	7.35%
Avg Maturity (In Months)	117.24
Modified Duration (In Years)	5.69

AUM (in Lakhs)

Equity	Debt	MMI & Others	Total
811.62	2,548.46	225.26	3,585.34

Fund Manager	No. Of Funds Managed		
	Equity Fund	Debt Fund	Hybrid Fund
Mr Kailash Lalwani	6	13	20
Mr Abhishek Agarwal	-	-	22

Asset Category	F&U Mandate	% of Actual
Money Market Insts	0% to 5%	4.29%
Public Deposits	0% to 15%	0.00%
Govt. Securities	50% to 85%	71.08%
Corporate Bonds		22.64%
Equity	15% to 30%	1.99%
Net Current Assets	-	1.99%



Growth Fund - Life as on August 31, 2023

Fund Objective : To generate long term capital appreciation from a diversified portfolio of equity and equity related securities.

SFIN Code	: ULIF00502/01/04GrowthFund101
Inception Date	: 02 Jan 2004
NAV	: 330.6839

Fund V/s Benchmark Performance		
Period	Returns (%)	Benchmark Returns (%)#
Inception	14.73%	12.71%
10 Years	16.43%	13.76%
7 Years	13.06%	11.86%
5 Years	12.08%	10.46%
3 Years	20.78%	19.85%
2 Years	7.99%	6.66%
1 Year	11.75%	8.47%
6 Months	13.19%	12.70%
1 Month	-1.06%	-1.91%

BSE-100

Note: Returns over 1 year have been annualized.

Portfolio

Equity	% to Fund
HDFC Bank Limited	9.49%
ICICI Bank Limited	8.12%
Reliance Industries Limited	7.72%
Infosys Limited	6.65%
ICICI Prudential Nifty Private Bank ETF - Nifty Private Bank Index	4.43%
Axis Bank Limited	4.08%
Larsen & Toubro Limited	3.61%
ITC Limited	3.01%
Dr Reddys Laboratories Limited	2.40%
Tata Consultancy Services Limited	2.39%
UltraTech Cement Limited	2.27%
Mahindra & Mahindra Ltd.	1.98%
Hindustan Unilever Limited	1.92%
Bajaj Finance Ltd	1.85%
HDFC NIFTY Private Bank ETF	1.81%
HCL Technologies Limited	1.73%
Bharti Airtel Ltd - Partly Paid	1.68%
Maruti Suzuki India Ltd	1.65%
Tata Steel Limited	1.63%
Asian Paints (India) Ltd	1.31%
Tech Mahindra Limited	1.28%
Lupin Limited	1.25%
SBI-ETF Nifty Bank	1.08%
Kotak Nifty Bank ETF	1.08%
Ashok Leyland Limited	1.05%
Mahindra & Mahindra Financial Services Limited	1.01%
NTPC Ltd.	0.95%
Tata Power Co. Ltd	0.81%
Jio Financial Services Ltd	0.75%
Power Grid Corporation of India Ltd	0.74%
Crompton Greaves Consumer Electricals Ltd	0.70%
Bharat Petroleum Corporation Ltd	0.70%
Kotak Mahindra Bank Limited	0.64%
Grasim Industries Limited	0.63%
Voltas Ltd	0.62%
Bajaj Auto Ltd.	0.60%
Cipla Limited	0.58%
SBI Life Insurance Company Limited	0.56%
Siemens Ltd	0.56%
ICICI Prudential Life Insurance Company Limited	0.56%
Wipro Limited	0.55%
Others	13.24%
Total	99.63%

Deposits, Money Mkt Securities and Net Current Assets.	0.37%
---	--------------

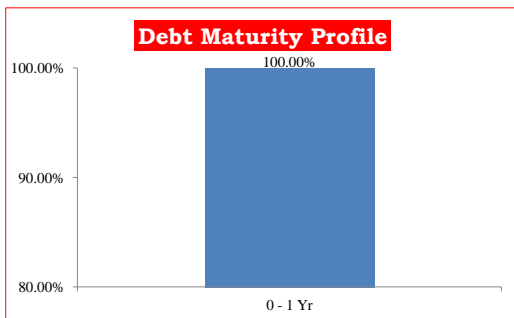
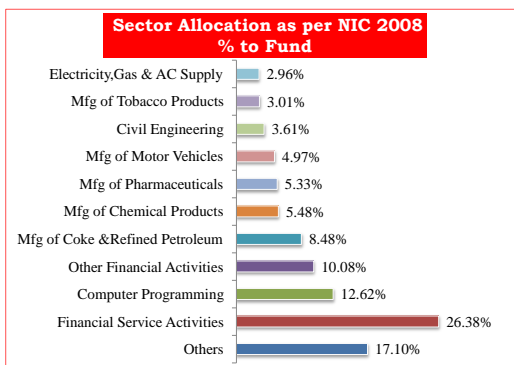
Grand Total	100.00%
--------------------	----------------

AUM (in Lakhs)

Equity	Debt	MMI & Others	Total
258,159.06	-	955.16	259,114.22

Fund Manager	No. Of Funds Managed		
	Equity Fund	Debt Fund	Hybrid Fund
Mr Priyank Singhal	10	1	1

Asset Category	F&U Mandate	% of Actual
Money Market Insts	0% to 5%	0.23%
Public Deposits	0%	0.00%
Govt. Securities	0%	0.00%
Corporate Bonds		
Equity	95% to 100%	99.63%
Net Current Assets	-	0.14%



Growth Fund - Pension as on August 31, 2023

Fund Objective : To generate long term capital appreciation from a diversified portfolio of equity and equity related securities.

SFIN Code	: ULIF01202/01/04GrowthFund101
Inception Date	: 02 Jan 2004
NAV	: 317.4041

Fund V/s Benchmark Performance		
Period	Returns (%)	Benchmark Returns (%)#
Inception	14.49%	12.71%
10 Years	16.42%	13.76%
7 Years	13.04%	11.86%
5 Years	12.03%	10.46%
3 Years	20.83%	19.85%
2 Years	8.00%	6.66%
1 Year	11.78%	8.47%
6 Months	13.23%	12.70%
1 Month	-1.05%	-1.91%

BSE-100

Note: Returns over 1 year have been annualized.

Portfolio

Equity	% to Fund
HDFC Bank Limited	9.55%
ICICI Bank Limited	8.19%
Reliance Industries Limited	7.74%
Infosys Limited	6.66%
ICICI Prudential Nifty Private Bank ETF - Nifty Private Bank Index	4.26%
Axis Bank Limited	4.07%
Larsen & Toubro Limited	3.61%
ITC Limited	2.99%
Dr Reddys Laboratories Limited	2.42%
Tata Consultancy Services Limited	2.37%
UltraTech Cement Limited	2.27%
Mahindra & Mahindra Ltd.	1.99%
Hindustan Unilever Limited	1.92%
Bajaj Finance Ltd	1.86%
HDFC NIFTY Private Bank ETF	1.82%
HCL Technologies Limited	1.74%
Bharti Airtel Ltd - Partly Paid	1.69%
Maruti Suzuki India Ltd	1.64%
Tata Steel Limited	1.63%
Asian Paints (India) Ltd	1.35%
Tech Mahindra Limited	1.28%
Lupin Limited	1.24%
Kotak Nifty Bank ETF	1.06%
Ashok Leyland Limited	1.06%
Mahindra & Mahindra Financial Services Limited	1.03%
NTPC Ltd.	0.96%
SBI-ETF Nifty Bank	0.93%
Tata Power Co. Ltd	0.79%
Jio Financial Services Ltd	0.77%
Power Grid Corporation of India Ltd	0.74%
Crompton Greaves Consumer Electricals Ltd	0.71%
Bharat Petroleum Corporation Ltd	0.70%
Kotak Mahindra Bank Limited	0.65%
Grasim Industries Limited	0.64%
Voltas Ltd	0.62%
Bajaj Auto Ltd.	0.60%
Cipla Limited	0.59%
ICICI Prudential Life Insurance Company Limited	0.57%
SBI Life Insurance Company Limited	0.56%
Siemens Ltd	0.56%
Wipro Limited	0.56%
Tata Consumer Products Limited	0.50%
Others	12.88%
Total	99.77%

Deposits, Money Mkt Securities and Net Current Assets.	0.23%
---	--------------

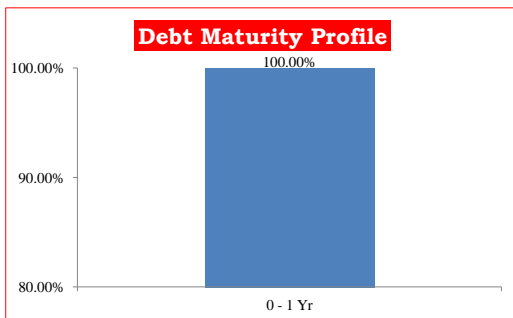
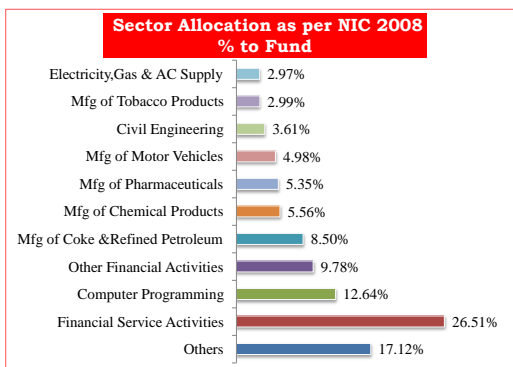
Grand Total	100.00%
--------------------	----------------

AUM (in Lakhs)

Equity	Debt	MMI & Others	Total
106,581.68	-	243.66	106,825.34

Fund Manager	No. Of Funds Managed		
	Equity Fund	Debt Fund	Hybrid Fund
Mr Priyank Singhal	10	1	1

Asset Category	F&U Mandate	% of Actual
Money Market Insts	0% to 5%	0.09%
Public Deposits	0%	0.00%
Govt. Securities	0%	0.00%
Corporate Bonds		
Equity	95% to 100%	99.77%
Net Current Assets	-	0.14%



Liquid Fund - Life as on August 31, 2023

Fund Objective : To deliver returns linked to Money Market levels with minimal interest rate risk and minimal credit risk so as to provide a high level of safety of capital.

SFIN Code	: ULIF00102/01/04LiquidFund101
Inception Date	: 02 Jan 2004
NAV	: 70.9042

Fund V/s Benchmark Performance		
Period	Returns (%)	Benchmark Returns (%)#
Inception	6.63%	6.61%
10 Years	5.70%	6.77%
7 Years	4.75%	5.90%
5 Years	4.40%	5.49%
3 Years	3.70%	4.87%
2 Years	4.17%	5.49%
1 Year	5.43%	6.86%
6 Months	2.98%	3.57%
1 Month	0.49%	0.58%

CRISIL Liquid Fund Index

Note: Returns over 1 year have been annualized.

Portfolio	
Deposits, Money Mkt Securities and Net Current Assets.	100.00%
Grand Total	100.00%

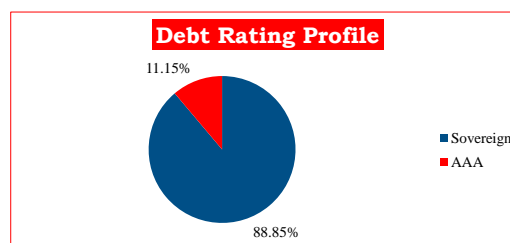

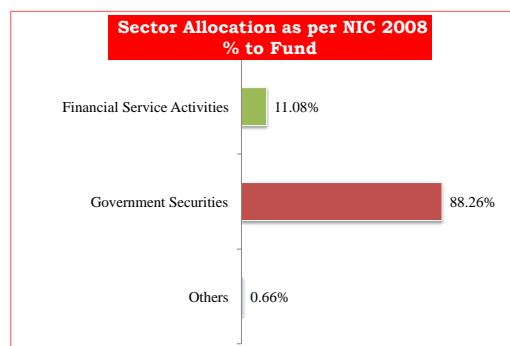
Debt Parameters	
Portfolio Yield (%)	6.73%
Avg Maturity (In Months)	4.19
Modified Duration (In Years)	0.35

AUM (in Lakhs)

Equity	Debt	MMI & Others	Total
-	-	7,079.94	7,079.94

Fund Manager	No. Of Funds Managed		
	Equity Fund	Debt Fund	Hybrid Fund
Mr Vineet Choraria	1	29	2

Asset Category	F&U Mandate	% of Actual
Money Market Insts	100%	100.00%
Public Deposits		
Govt. Securities	0%	0.00%
Corporate Bonds		
Equity	0%	0.00%



Liquid Fund - Pension as on August 31, 2023

Fund Objective : To deliver returns linked to Money Market levels with minimal interest rate risk and minimal credit risk so as to provide a high level of safety of capital.

SFIN Code	: ULIF00802/01/04LiquidFund101
Inception Date	: 02 Jan 2004
NAV	: 71.4703

Fund V/s Benchmark Performance		
Period	Returns (%)	Benchmark Returns (%)#
Inception	6.67%	6.61%
10 Years	5.70%	6.77%
7 Years	4.75%	5.90%
5 Years	4.41%	5.49%
3 Years	3.71%	4.87%
2 Years	4.20%	5.49%
1 Year	5.45%	6.86%
6 Months	2.98%	3.57%
1 Month	0.50%	0.58%

CRISIL Liquid Fund Index

Note: Returns over 1 year have been annualized.

Portfolio	
-----------	--

Deposits, Money Mkt Securities and Net Current Assets.	100.00%
--	---------

Grand Total	100.00%
-------------	---------

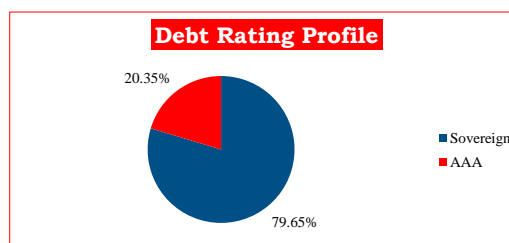

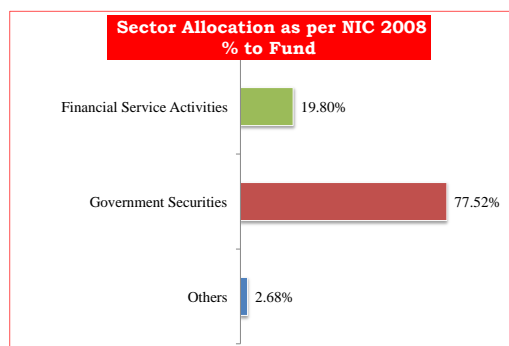
Debt Parameters	
Portfolio Yield (%)	6.77%
Avg Maturity (In Months)	3.32
Modified Duration (In Years)	0.28

AUM (in Lakhs)

Equity	Debt	MMI & Others	Total
-	-	2,244.96	2,244.96

Fund Manager	No. Of Funds Managed		
	Equity Fund	Debt Fund	Hybrid Fund
Mr Vineet Choraria	1	29	2

Asset Category	F&U Mandate	% of Actual
Money Market Insts	100%	100.00%
Public Deposits		
Govt. Securities	0%	0.00%
Corporate Bonds		
Equity	0%	0.00%



Secured Managed Fund - Life as on August 31, 2023

Fund Objective : To provide reasonable returns through investments in high credit quality debt instruments while maintaining an optimal level of interest rate risk.

SFIN Code	: ULIF00202/01/04SecureMgtF101
Inception Date	: 02 Jan 2004
NAV	: 79.7703

Fund V/s Benchmark Performance		
Period	Returns (%)	Benchmark Returns (%)#
Inception	7.24%	6.72%
10 Years	8.02%	8.39%
7 Years	6.39%	6.93%
5 Years	7.12%	7.70%
3 Years	4.25%	4.86%
2 Years	3.66%	4.53%
1 Year	5.75%	6.94%
6 Months	3.98%	4.48%
1 Month	0.49%	0.60%

CRISIL Composite Bond Fund Index
Note: Returns over 1 year have been annualized.

Portfolio	
Debentures / Bonds	% to Fund
HDFC Bank Ltd	9.79%
IDFC First Bank Limited	5.73%
State Bank of India	3.73%
Mahindra and Mahindra Financial Services Ltd	3.09%
Bajaj Finance Ltd	2.74%
LIC Housing Finance Ltd	2.54%
Sikka Ports And Terminals	2.41%
Embassy Office Parks REIT	1.77%
Sundaram Finance Ltd	1.76%
India Grid Trust	1.44%
Others	3.47%
Total	38.46%

Government Securities	% to Fund
7.26% GOI Mat 06-Feb-2033	20.15%
7.18% GOI Mat 24-Jul-2037	16.71%
7.61% GOI Mat 09-May-2030	3.64%
7.26% GOI Mat 22-Aug-2032	3.34%
7.64% Food Corp of India Bond GOI Mat 12-Dec-2029	2.61%
Gsec C-STRIPS Mat 19-Sep-2028	1.89%
8.08% Tamil Nadu SDL Mat 26-Dec-2028	1.38%
7.25% GOI Mat 12-Jun-2063	1.36%
8.08% Karnataka SDL Mat 26-Dec-2028	1.12%
7.60% Food Corp of India Bond GOI Mat 09-Jan-2030	1.08%
Others	5.80%
Total	59.06%

Deposits, Money Mkt Securities and Net Current Assets.	2.48%
---	--------------

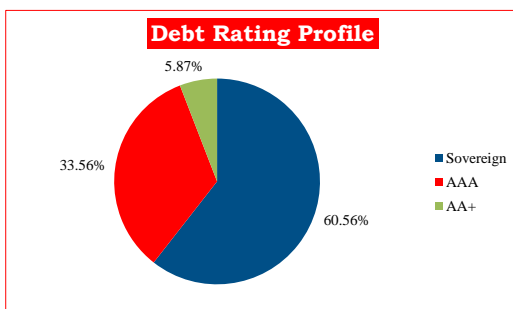
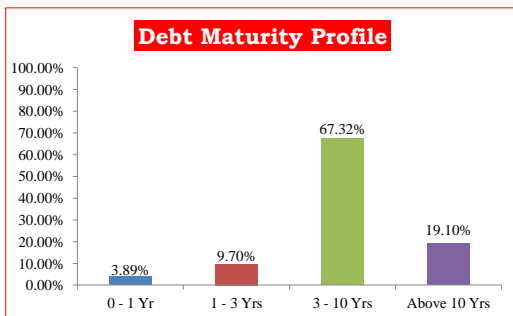
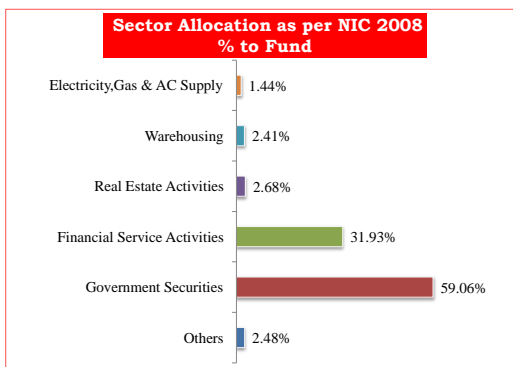
Grand Total	100.00%
--------------------	----------------

Debt Parameters	
Portfolio Yield (%)	7.42%
Avg Maturity (In Months)	95.43
Modified Duration (In Years)	5.53

AUM (in Lakhs)			
Equity	Debt	MMI & Others	Total
-	10,854.16	275.64	11,129.80

Fund Manager	No. Of Funds Managed		
	Equity Fund	Debt Fund	Hybrid Fund
Mr Vineet Choraria	1	29	2

Asset Category	F&U Mandate	% of Actual
Money Market Insts	0% to 5%	0.06%
Public Deposits	0% to 20%	0.00%
Govt. Securities	75% to 100%	97.52%
Corporate Bonds		
Equity	0%	0.00%
Net Current Assets	-	2.41%



Secured Managed Fund - Pension as on August 31, 2023

Fund Objective : To provide reasonable returns through investments in high credit quality debt instruments while maintaining an optimal level of interest rate risk.

SFIN Code	: ULIF00902/01/04SecureMgtF101
Inception Date	: 02 Jan 2004
NAV	: 78.4206

Fund V/s Benchmark Performance		
Period	Returns (%)	Benchmark Returns (%)#
Inception	7.14%	6.72%
10 Years	8.01%	8.39%
7 Years	6.38%	6.93%
5 Years	7.08%	7.70%
3 Years	4.21%	4.86%
2 Years	3.55%	4.53%
1 Year	5.77%	6.94%
6 Months	3.96%	4.48%
1 Month	0.49%	0.60%

CRISIL Composite Bond Fund Index

Note: Returns over 1 year have been annualized.

Portfolio

Debentures / Bonds	% to Fund
HDFC Bank Ltd	7.56%
State Bank of India	5.71%
Sikka Ports And Terminals	4.97%
Power Finance Corporation Ltd	3.67%
IDFC First Bank Limited	3.61%
LIC Housing Finance Ltd	3.32%
Bajaj Finance Ltd	1.85%
Mahindra and Mahindra Financial Services Ltd	1.21%
Minspace Business Parks REIT	0.97%
Sundaram Finance Ltd	0.78%
Others	1.46%
Total	35.10%

Government Securities	% to Fund
7.26% GOI Mat 06-Feb-2033	18.91%
7.18% GOI Mat 24-Jul-2037	17.01%
7.26% GOI Mat 22-Aug-2032	4.42%
7.61% GOI Mat 09-May-2030	3.96%
7.64% Food Corp of India Bond GOI Mat 12-Dec-2029	3.58%
7.60% Food Corp of India Bond GOI Mat 09-Jan-2030	1.67%
8.08% Tamil Nadu SDL Mat 26-Dec-2028	1.40%
7.25% GOI Mat 12-Jun-2063	1.34%
8.08% Karnataka SDL Mat 26-Dec-2028	1.25%
7.39% Tamil Nadu SDL Mat 10-May-2033	1.12%
Others	6.04%
Total	60.71%

Deposits, Money Mkt Securities and Net Current Assets.	4.19%
---	--------------

Grand Total	100.00%
--------------------	----------------

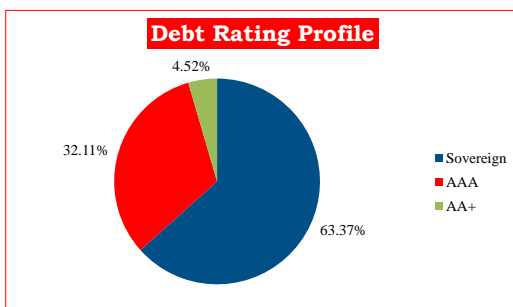
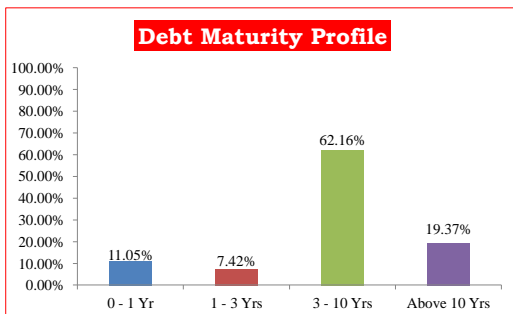
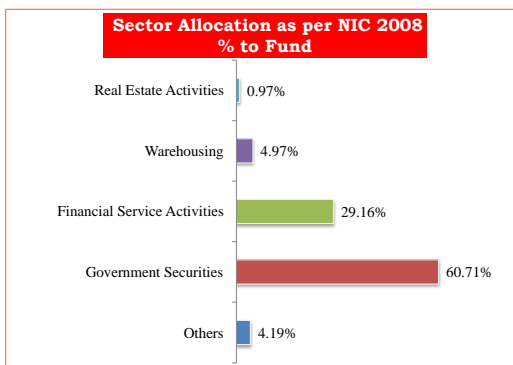
Debt Parameters	
Portfolio Yield (%)	7.39%
Avg Maturity (In Months)	92.91
Modified Duration (In Years)	5.42

AUM (in Lakhs)

Equity	Debt	MMI & Others	Total
-	4,016.67	175.87	4,192.53

Fund Manager	No. Of Funds Managed		
	Equity Fund	Debt Fund	Hybrid Fund
Mr Vineet Choraria	1	29	2

Asset Category	F&U Mandate	% of Actual
Money Market Insts	0% to 5%	1.96%
Public Deposits	0% to 20%	0.00%
Govt. Securities	75% to 100%	95.81%
Corporate Bonds		
Equity	0%	0.00%
Net Current Assets	-	2.24%



Equity Managed Fund - Life as on August 31, 2023

Fund Objective : To achieve long term capital appreciation by investing pre-dominantly in equity and equity related securities and balancing it by shifting assets to the fixed income securities depending on the fund manager's views. The minimum allocation to equity will be 60%.

SFIN Code	: ULIF00616/01/06EquityMgFd101
Inception Date	: 17 Jan 2006
NAV	: 272.6754

Fund V/s Benchmark Performance		
Period	Returns (%)	Benchmark Returns (%)#
Inception	12.35%	11.58%
10 Years	15.18%	13.76%
7 Years	12.14%	11.86%
5 Years	11.10%	10.46%
3 Years	19.21%	19.85%
2 Years	6.32%	6.66%
1 Year	8.88%	8.47%
6 Months	11.50%	12.70%
1 Month	-1.59%	-1.91%

BSE-100

Note: Returns over 1 year have been annualized. The benchmark index of the fund has been changed to BSE100 w.e.f June 14, 2018. Benchmark returns are computed basis the revised benchmark index.

Portfolio

Equity	% to Fund
HDFC Bank Limited	9.40%
Reliance Industries Limited	7.60%
ICICI Bank Limited	7.55%
Infosys Limited	6.68%
Aditya Birla Sun Life Nifty Bank Etf	4.55%
HDFC NIFTY Private Bank ETF	4.47%
Larsen & Toubro Limited	4.02%
Axis Bank Limited	3.44%
Tata Consultancy Services Limited	3.33%
ITC Limited	3.33%
Bharti Airtel Ltd	3.10%
Mahindra & Mahindra Ltd.	2.57%
Hindustan Unilever Limited	2.53%
Bajaj Finance Ltd	1.93%
Kotak Mahindra Bank Limited	1.91%
Maruti Suzuki India Ltd	1.89%
Asian Paints (India) Ltd	1.74%
UltraTech Cement Limited	1.54%
Tata Steel Limited	1.18%
Dr Reddys Laboratories Limited	1.18%
Titan Company Limited	1.15%
NTPC Ltd.	1.13%
HCL Technologies Limited	0.98%
Cipla Limited	0.94%
Nestle India Limited	0.81%
Bajaj Finserv Ltd	0.75%
Sun Pharmaceutical Industries Limited	0.75%
Jio Financial Services Ltd	0.74%
IndusInd Bank Limited	0.71%
Hindalco Industries Limited	0.70%
State Bank of India	0.63%
SBI Life Insurance Company Limited	0.61%
Bharat Petroleum Corporation Ltd	0.60%
Tech Mahindra Limited	0.52%
Adani Ports & Special Economic Zone Ltd	0.51%
Others	12.64%
Total	98.11%

Deposits, Money Mkt Securities and Net Current Assets.	1.89%
---	--------------

Grand Total	100.00%
--------------------	----------------

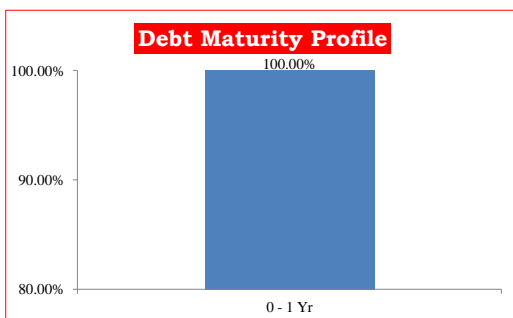
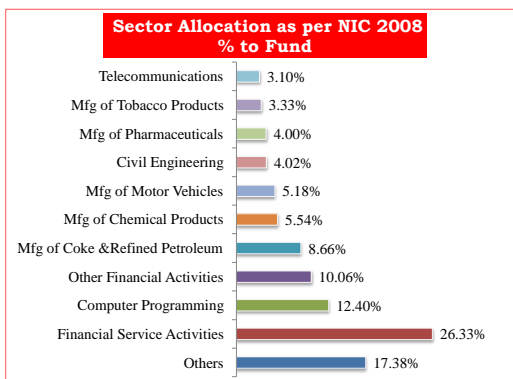
Debt Parameters	
Portfolio Yield (%)	6.62%
Avg Maturity (In Months)	0.03
Modified Duration (In Years)	0.00

AUM (in Lakhs)

Equity	Debt	MMI & Others	Total
60,245.51	-	1,160.32	61,405.83

Fund Manager	No. Of Funds Managed		
	Equity Fund	Debt Fund	Hybrid Fund
Mr Kailash Lalwani	6	13	20
Mr Nishit Dholakia	7	-	3

Asset Category	F&U Mandate	% of Actual
Money Market Insts	0% to 5%	1.78%
Public Deposits	0% to 10%	0.00%
Govt. Securities	0% to 40%	0.00%
Corporate Bonds		
Equity	60% to 100%	98.11%
Net Current Assets	-	0.11%



Equity Managed Fund - Pension as on August 31, 2023

Fund Objective : To achieve long term capital appreciation by investing pre-dominantly in equity and equity related securities and balancing it by shifting assets to the fixed income securities depending on the fund manager's views. The minimum allocation to equity will be 60%.

SFIN Code	: ULIF01316/01/06EquityMgFd101
Inception Date	: 17 Jan 2006
NAV	: 263.8348

Fund V/s Benchmark Performance		
Period	Returns (%)	Benchmark Returns (%)#
Inception	12.32%	11.58%
10 Years	15.33%	13.76%
7 Years	12.29%	11.86%
5 Years	11.31%	10.46%
3 Years	19.85%	19.85%
2 Years	6.79%	6.66%
1 Year	9.12%	8.47%
6 Months	11.62%	12.70%
1 Month	-1.60%	-1.91%

BSE-100

Note: Returns over 1 year have been annualized. The benchmark index of the fund has been changed to BSE100 w.e.f June 14, 2018. Benchmark returns are computed basis the revised benchmark index.

Portfolio

Equity	% to Fund
HDFC Bank Limited	9.44%
Reliance Industries Limited	7.70%
ICICI Bank Limited	7.33%
Infosys Limited	6.63%
Aditya Birla Sun Life Nifty Bank Etf	4.66%
HDFC NIFTY Private Bank ETF	4.41%
Larsen & Toubro Limited	4.09%
Axis Bank Limited	3.60%
ITC Limited	3.45%
Tata Consultancy Services Limited	3.45%
Bharti Airtel Ltd	3.14%
Mahindra & Mahindra Ltd.	2.59%
Hindustan Unilever Limited	2.45%
Bajaj Finance Ltd	1.99%
Maruti Suzuki India Ltd	1.97%
Kotak Mahindra Bank Limited	1.88%
Asian Paints (India) Ltd	1.74%
UltraTech Cement Limited	1.59%
Tata Steel Limited	1.26%
Dr Reddys Laboratories Limited	1.23%
Titan Company Limited	1.23%
NTPC Ltd.	1.21%
HCL Technologies Limited	0.99%
Cipla Limited	0.96%
Nestle India Limited	0.83%
Sun Pharmaceutical Industries Limited	0.79%
Jio Financial Services Ltd	0.76%
Bajaj Finserv Ltd	0.74%
Hindalco Industries Limited	0.72%
State Bank of India	0.66%
Bharat Petroleum Corporation Ltd	0.64%
SBI Life Insurance Company Limited	0.60%
Adani Ports & Special Economic Zone Ltd	0.54%
Vedanta Ltd	0.52%
IndusInd Bank Limited	0.52%
LTIMindtree Limited	0.52%
Tech Mahindra Limited	0.51%
Others	11.84%
Total	99.19%

Deposits, Money Mkt Securities and Net Current Assets.	0.81%
---	--------------

Grand Total	100.00%
--------------------	----------------

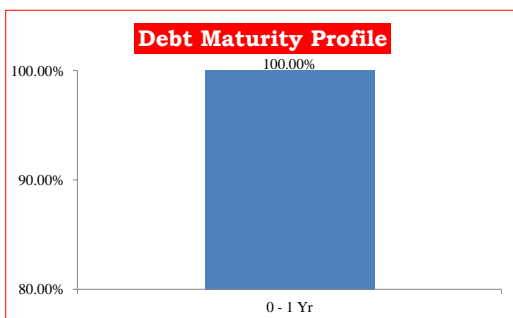
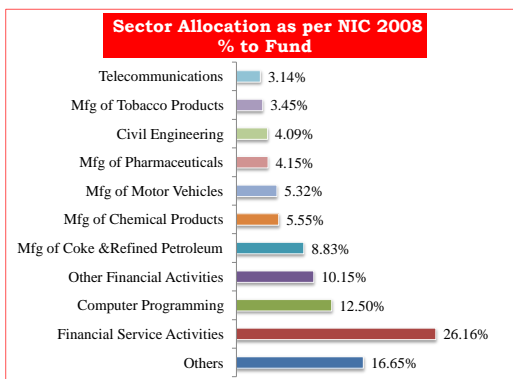
Debt Parameters	
Portfolio Yield (%)	6.62%
Avg Maturity (In Months)	0.03
Modified Duration (In Years)	0.00

AUM (in Lakhs)

Equity	Debt	MMI & Others	Total
21,757.20	-	177.04	21,934.25

Fund Manager	No. Of Funds Managed		
	Equity Fund	Debt Fund	Hybrid Fund
Mr Kailash Lalwani	6	13	20
Mr Nishit Dholakia	7	-	3

Asset Category	F&U Mandate	% of Actual
Money Market Insts	0% to 5%	0.69%
Public Deposits	0% to 10%	0.00%
Govt. Securities	0% to 40%	0.00%
Corporate Bonds		
Equity	60% to 100%	99.19%
Net Current Assets	-	0.12%



Stable Managed Fund - Life as on August 31, 2023

Fund Objective : To generate optimal returns for investors through short term investments in high credit quality securities so as to keep interest rate risks low and provide safety of capital over the medium term horizon.

SFIN Code	: ULIF00720/06/07StableMgFd101
Inception Date	: 20 Jun 2007
NAV	: 74.351

Fund V/s Benchmark Performance		
Period	Returns (%)	Benchmark Returns (%)#
Inception	7.09%	7.35%
10 Years	6.62%	7.73%
7 Years	5.70%	6.80%
5 Years	5.68%	6.62%
3 Years	4.16%	5.38%
2 Years	4.20%	5.61%
1 Year	5.76%	7.20%
6 Months	3.55%	4.00%
1 Month	0.45%	0.60%

CRISIL Low Duration Debt Index

Note: Returns over 1 year have been annualized. The benchmark index of the fund has been changed to CRISIL Low Duration Debt Index w.e.f December 30, 2020. Benchmark returns are computed basis the revised benchmark index.

Portfolio

Debentures / Bonds	% to Fund
National Bank For Agriculture & Rural Development	8.08%
Kotak Mahindra Prime Ltd.	6.47%
Hindustan Petroleum Corporation Ltd	4.90%
HDFC Bank Ltd	4.83%
Ultratech Cement Ltd	4.17%
Power Finance Corporation Ltd	0.77%
Total	29.20%

Government Securities	% to Fund
Gsec C-STRIPS Mat 19-Sep-2024	23.74%
8.90% Maharashtra SDL Mat 24-Sep-2024	15.11%
7.26% Karnataka SDL Mat 04-Jan-2025	12.25%
6.18% GOI Mat 04-Nov-2024	8.87%
Gsec C-STRIPS Mat 15-Dec-2024	4.16%
8.73% Karnataka SDL Mat 29 Oct 2024	1.15%
Gsec C-STRIPS Mat 19-Mar-2025	0.51%
Total	65.79%

Deposits, Money Mkt Securities and Net Current Assets.	5.00%
---	--------------

Grand Total	100.00%
--------------------	----------------

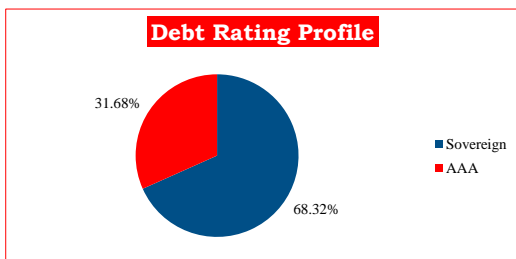
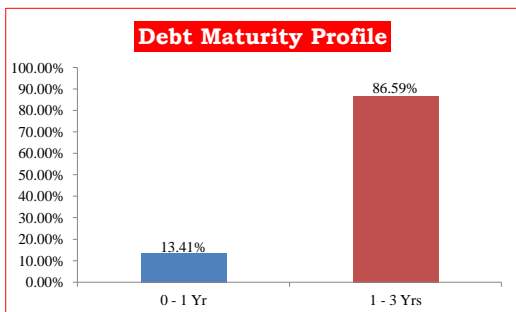
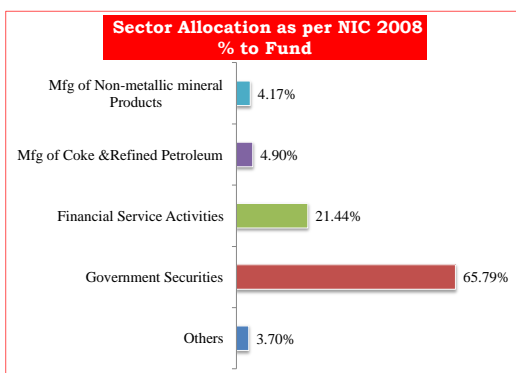
Debt Parameters	
Portfolio Yield (%)	7.25%
Avg Maturity (In Months)	13.90
Modified Duration (In Years)	1.07

AUM (in Lakhs)

Equity	Debt	MMI & Others	Total
-	2,507.67	132.00	2,639.67

Fund Manager	No. Of Funds Managed		
	Equity Fund	Debt Fund	Hybrid Fund
Mr Kailash Lalwani	6	13	20

Asset Category	F&U Mandate	% of Actual
Money Market Insts	100%	100.00%
Public Deposits		
Govt. Securities		
Corporate Bonds		
Equity	0%	0.00%



Stable Managed Fund - Pension as on August 31, 2023

Fund Objective : To generate optimal returns for investors through short term investments in high credit quality securities so as to keep interest rate risks low and provide safety of capital over the medium term horizon.

SFIN Code	: ULIF01420/06/07StableMgFd101
Inception Date	: 20 Jun 2007
NAV	: 74.1797

Fund V/s Benchmark Performance		
Period	Returns (%)	Benchmark Returns (%)#
Inception	7.07%	7.35%
10 Years	6.58%	7.73%
7 Years	5.68%	6.80%
5 Years	5.70%	6.62%
3 Years	4.11%	5.38%
2 Years	4.16%	5.61%
1 Year	5.79%	7.20%
6 Months	3.55%	4.00%
1 Month	0.45%	0.60%

CRISIL Low Duration Debt Index

Note: Returns over 1 year have been annualized. The benchmark index of the fund has been changed to CRISIL Low Duration Debt Index w.e.f December 30, 2020. Benchmark returns are computed basis the revised benchmark index.

Portfolio

Debentures / Bonds	% to Fund
HDFC Bank Ltd	7.47%
National Bank For Agriculture & Rural Development	6.77%
Kotak Mahindra Prime Ltd.	6.37%
Sundaram Finance Ltd	5.10%
Ultratech Cement Ltd	5.08%
Total	30.79%

Government Securities	% to Fund
Gsec C-STRIPS Mat 19-Sep-2024	25.88%
7.26% Karnataka SDL Mat 04-Jan-2025	11.51%
8.90% Maharashtra SDL Mat 24-Sep-2024	11.23%
6.18% GOI Mat 04-Nov-2024	8.78%
8.73% Karnataka SDL Mat 29 Oct 2024	3.55%
Gsec C-STRIPS Mat 15-Dec-2024	3.49%
Gsec C-STRIPS Mat 19-Mar-2025	0.83%
Total	65.26%

Deposits, Money Mkt Securities and Net Current Assets.	3.95%
---	--------------

Grand Total	100.00%
--------------------	----------------

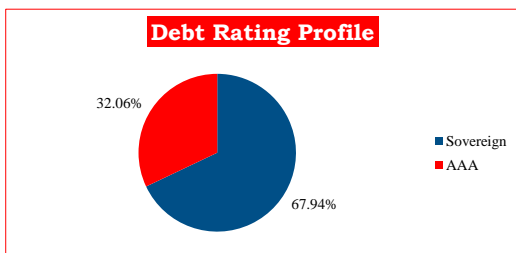
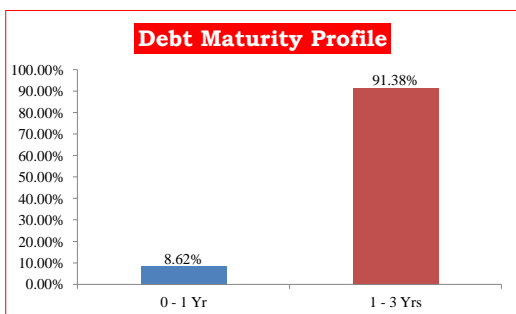
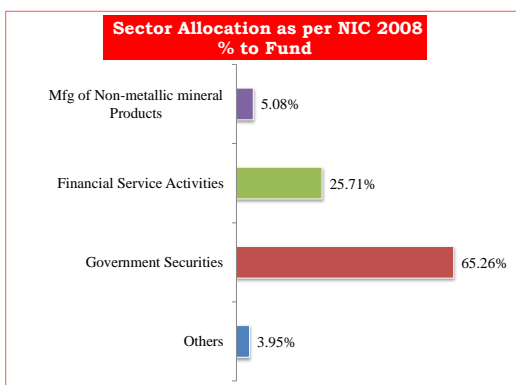
Debt Parameters		
Portfolio Yield (%)		7.25%
Avg Maturity (In Months)		14.21
Modified Duration (In Years)		1.09

AUM (in Lakhs)

Equity	Debt	MMI & Others	Total
-	1,512.66	62.22	1,574.88

Fund Manager	No. Of Funds Managed		
	Equity Fund	Debt Fund	Hybrid Fund
Mr Kailash Lalwani	6	13	20

Asset Category	F&U Mandate	% of Actual
Money Market Insts	100%	100.00%
Public Deposits		
Govt. Securities		
Corporate Bonds		
Equity	0%	0.00%



Balanced Managed Fund - Life - II as on August 31, 2023

Fund Objective : To generate long term capital appreciation along with current income from a combined portfolio of equity and debt market instruments. The equity exposure will be between 30%-60%.

SFIN Code	: ULIF01920/02/08BalncdMFII101
Inception Date	: 20 Feb 2008
NAV	: 34.1858

Fund V/s Benchmark Performance		
Period	Returns (%)	Benchmark Returns (%)#
Inception	8.77%	8.02%
10 Years	11.36%	10.80%
7 Years	8.71%	9.14%
5 Years	8.53%	8.94%
3 Years	10.95%	11.61%
2 Years	4.81%	5.48%
1 Year	7.35%	7.63%
6 Months	7.39%	8.18%
1 Month	-0.44%	-0.53%

45% BSE-100 55% CRISIL Composite Bond Fund Index
Note: Returns over 1 year have been annualized.

Portfolio

Equity	% to Fund
HDFC Bank Limited	5.18%
Reliance Industries Limited	3.78%
ICICI Bank Limited	3.69%
Infosys Limited	2.63%
ITC Limited	1.75%
Axis Bank Limited	1.75%
Larsen & Toubro Limited	1.66%
Tata Consultancy Services Limited	1.48%
Bharti Airtel Ltd	1.17%
Hindustan Unilever Limited	1.04%
Aditya Birla Sun Life Nifty Bank Etf	1.02%
UltraTech Cement Limited	0.95%
Mahindra & Mahindra Ltd.	0.92%
Maruti Suzuki India Ltd	0.86%
Kotak Mahindra Bank Limited	0.86%
Dr Reddys Laboratories Limited	0.83%
Bajaj Finance Ltd	0.81%
State Bank of India	0.80%
HCL Technologies Limited	0.73%
Asian Paints (India) Ltd	0.62%
IndusInd Bank Limited	0.61%
Titan Company Limited	0.60%
Tata Steel Limited	0.54%
Others	10.91%
Total	45.17%

Debentures / Bonds	% to Fund
HDFC Bank Ltd	4.26%
Bajaj Finance Ltd	1.50%
Sundaram Finance Ltd	1.39%
LIC Housing Finance Ltd	1.28%
Cholamandalam Investment & Finance Company Ltd	1.27%
National Bank For Agriculture & Rural Development	0.93%
IDFC First Bank Limited	0.86%
Mahindra and Mahindra Financial Services Ltd	0.58%
State Bank of India	0.55%
IOT Utkal Energy Services Limited	0.53%
Others	1.78%
Total	14.93%

Government Securities	% to Fund
7.41% GOI Mat 19-Dec-2036	5.53%
7.18% GOI Mat 24-Jul-2037	4.79%
7.26% GOI Mat 06-Feb-2033	4.49%
7.30% GOI Mat 19-Jun-2053	2.84%
7.25% GOI Mat 12-Jun-2063	1.98%
7.26% GOI Mat 22-Aug-2032	1.78%
7.33% Maharashtra SDL Mat 13-Sep-2027	1.59%
7.17% GOI Mat 08-Jan-2028	1.45%
7.65% Tamil Nadu SDL Mat 06-Dec-2027	0.75%
7.64% Food Corp of India Bond GOI Mat 12-Dec-2029	0.72%
Others	9.05%
Total	34.97%

Deposits, Money Mkt Securities and Net Current Assets.	4.92%
---	--------------

Grand Total	100.00%
--------------------	----------------

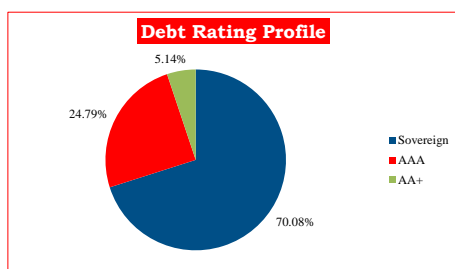
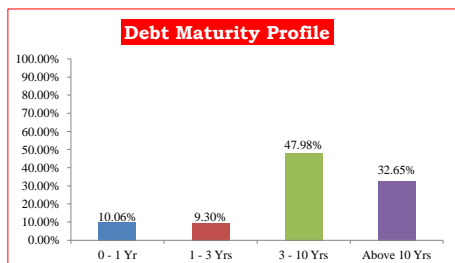
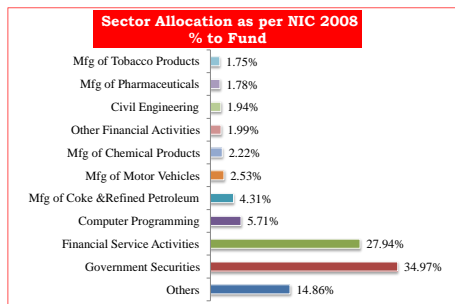
Debt Parameters	
Portfolio Yield (%)	7.35%
Avg Maturity (In Months)	119.39
Modified Duration (In Years)	5.74

AUM (in Lakhs)

Equity	Debt	MMI & Others	Total
20,724.29	22,896.11	2,255.81	45,876.21

Fund Manager	No. Of Funds Managed		
	Equity Fund	Debt Fund	Hybrid Fund
Mr Kailash Lalwani	6	13	20
Mr Abhishek Agarwal	-	-	22

Asset Category	F&U Mandate	% of Actual
Money Market Insts	0% to 20%	3.42%
Public Deposits		
Govt. Securities	20% to 70%	49.91%
Corporate Bonds		
Equity	30% to 60%	45.17%
Net Current Assets	-	1.50%



Defensive Managed Fund - Life - II as on August 31, 2023

Fund Objective : To enhance long term returns for a portfolio predominantly invested in fixed income securities by taking a moderate to medium exposure to equity and equity related securities. The equity exposure will be between 15%-30%.

SFIN Code	: ULIF01820/02/08DefnsvFdII101
Inception Date	: 20 Feb 2008
NAV	: 34.2033

Fund V/s Benchmark Performance		
Period	Returns (%)	Benchmark Returns (%)/#
Inception	8.46%	7.76%
10 Years	9.52%	9.60%
7 Years	7.48%	8.04%
5 Years	7.46%	8.32%
3 Years	7.25%	8.24%
2 Years	3.88%	5.00%
1 Year	6.05%	7.28%
6 Months	5.47%	6.33%
1 Month	0.01%	0.03%

22.5% BSE -100 77.5% CRISIL Composite Bond Fund Index
Note: Returns over 1 year have been annualized.

Portfolio

Equity	% to Fund
HDFC Bank Limited	2.63%
Reliance Industries Limited	1.91%
ICICI Bank Limited	1.86%
Infosys Limited	1.33%
ITC Limited	0.88%
Axis Bank Limited	0.88%
Larsen & Toubro Limited	0.83%
Tata Consultancy Services Limited	0.75%
Bharti Airtel Ltd	0.59%
Hindustan Unilever Limited	0.52%
Aditya Birla Sun Life Nifty Bank Etf	0.51%
Others	10.10%
Total	22.80%

Debentures / Bonds	% to Fund
HDFC Bank Ltd	6.46%
NHPC Ltd	2.87%
Larsen & Toubro Ltd	1.89%
Cholamandalam Investment & Finance Company Ltd	1.78%
Bajaj Finance Ltd	1.71%
Mahindra and Mahindra Financial Services Ltd	1.68%
HDB Financial Services Ltd	1.14%
State Bank of India	1.13%
LIC Housing Finance Ltd	1.00%
Power Finance Corporation Ltd	0.78%
Others	1.32%
Total	21.76%

Government Securities	% to Fund
7.41% GOI Mat 19-Dec-2036	7.17%
7.18% GOI Mat 24-Jul-2037	6.77%
7.26% GOI Mat 06-Feb-2033	6.36%
7.30% GOI Mat 19-Jun-2053	4.01%
6.45% GOI Mat 07-Oct-2029	3.40%
7.25% GOI Mat 12-Jun-2063	2.81%
7.33% Maharashtra SDL Mat 13-Sep-2027	2.58%
7.64% Food Corp of India Bond GOI Mat 12-Dec-2029	1.88%
7.26% GOI Mat 22-Aug-2032	1.52%
7.36% GOI Mat 12-Sep-2052	1.02%
Others	11.57%
Total	49.09%

Deposits, Money Mkt Securities and Net Current Assets.	6.35%
---	--------------

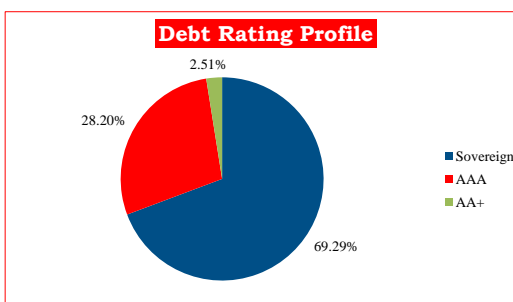
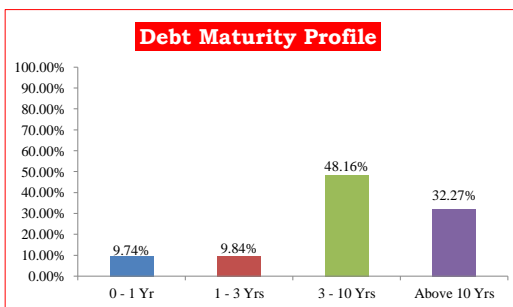
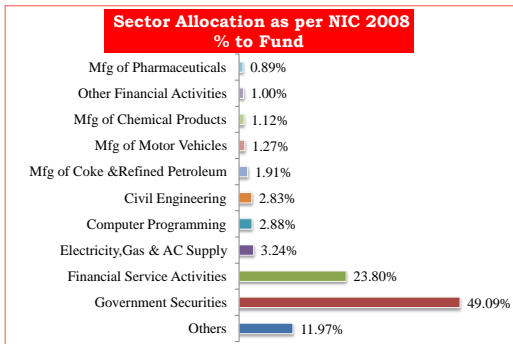
Grand Total	100.00%
--------------------	----------------

Debt Parameters	
Portfolio Yield (%)	7.35%
Avg Maturity (In Months)	119.34
Modified Duration (In Years)	5.77

AUM (₹ in Lakhs)			
Equity	Debt	MMI & Others	Total
2,057.93	6,395.62	573.33	9,026.88

Fund Manager	No. Of Funds Managed		
	Equity Fund	Debt Fund	Hybrid Fund
Mr Kailash Lalwani	6	13	20
Mr Abhishek Agarwal	-	-	22

Asset Category	F&U Mandate	% of Actual
Money Market Insts	0% to 20%	4.42%
Public Deposits		
Govt. Securities	50% to 85%	70.85%
Corporate Bonds		
Equity	15% to 30%	22.80%
Net Current Assets	-	1.93%



Equity Managed Fund - Life - II as on August 31, 2023

Fund Objective : To achieve long term capital appreciation by investing pre-dominantly in equity and equity related securities and balancing it by shifting assets to the fixed income securities depending on the fund manager's views. The minimum allocation to equity will be 60%.

SFIN Code	: ULIF02020/02/08EquityMFII101
Inception Date	: 20 Feb 2008
NAV	: 39.6976

Fund V/s Benchmark Performance		
Period	Returns (%)	Benchmark Returns (%)#
Inception	10.25%	8.66%
10 Years	14.49%	13.76%
7 Years	11.51%	11.86%
5 Years	10.53%	10.46%
3 Years	18.71%	19.85%
2 Years	5.79%	6.66%
1 Year	8.38%	8.47%
6 Months	11.19%	12.70%
1 Month	-1.63%	-1.91%

BSE-100

Note: Returns over 1 year have been annualized. The benchmark index of the fund has been changed to BSE100 w.e.f June 14, 2018. Benchmark returns are computed basis the revised benchmark index.

Portfolio

Equity	% to Fund
HDFC Bank Limited	9.41%
Reliance Industries Limited	7.61%
ICICI Bank Limited	7.54%
Infosys Limited	6.67%
Aditya Birla Sun Life Nifty Bank Etf	4.56%
HDFC NIFTY Private Bank ETF	4.50%
Larsen & Toubro Limited	4.02%
Axis Bank Limited	3.44%
Tata Consultancy Services Limited	3.35%
ITC Limited	3.32%
Bharti Airtel Ltd	3.12%
Mahindra & Mahindra Ltd.	2.59%
Hindustan Unilever Limited	2.52%
Bajaj Finance Ltd	1.92%
Maruti Suzuki India Ltd	1.90%
Kotak Mahindra Bank Limited	1.90%
Asian Paints (India) Ltd	1.74%
UltraTech Cement Limited	1.53%
Tata Steel Limited	1.18%
Dr Reddys Laboratories Limited	1.18%
Titan Company Limited	1.15%
NTPC Ltd.	1.13%
HCL Technologies Limited	0.98%
Cipla Limited	0.94%
Nestle India Limited	0.81%
Bajaj Finserv Ltd	0.75%
Sun Pharmaceutical Industries Limited	0.74%
Jio Financial Services Ltd	0.74%
IndusInd Bank Limited	0.73%
Hindalco Industries Limited	0.70%
State Bank of India	0.65%
SBI Life Insurance Company Limited	0.61%
Bharat Petroleum Corporation Ltd	0.60%
Tech Mahindra Limited	0.52%
Adani Ports & Special Economic Zone Ltd	0.51%
Others	12.62%
Total	98.16%

Deposits, Money Mkt Securities and Net Current Assets.	1.84%
---	--------------

Grand Total	100.00%
--------------------	----------------

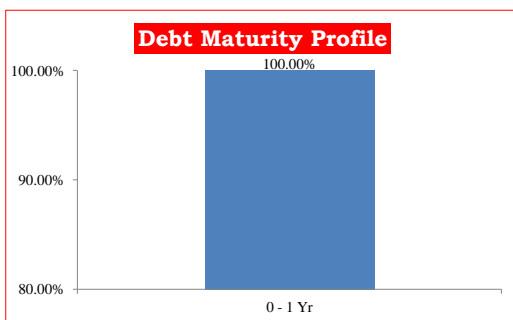
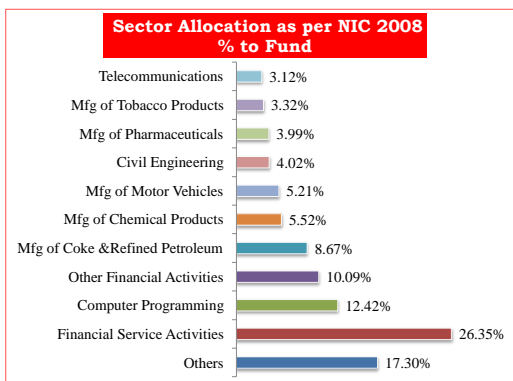
Debt Parameters	
Portfolio Yield (%)	6.62%
Avg Maturity (In Months)	0.03
Modified Duration (In Years)	0.00

AUM (in Lakhs)

Equity	Debt	MMI & Others	Total
67,478.63	-	1,262.47	68,741.10

Fund Manager	No. Of Funds Managed		
	Equity Fund	Debt Fund	Hybrid Fund
Mr Kailash Lalwani	6	13	20
Mr Nishit Dholakia	7	-	3

Asset Category	F&U Mandate	% of Actual
Money Market Insts	0% to 15%	1.72%
Public Deposits		
Govt. Securities	0% to 40%	0.00%
Corporate Bonds		
Equity	60% to 100%	98.16%
Net Current Assets	-	0.11%



Growth Fund - Life - II as on August 31, 2023

Fund Objective : To generate long term capital appreciation from a diversified portfolio of equity and equity related securities.

SFIN Code	: ULIF02120/02/08GrwthFndIII101
Inception Date	: 20 Feb 2008
NAV	: 36.4873

Fund V/s Benchmark Performance		
Period	Returns (%)	Benchmark Returns (%)#
Inception	9.77%	8.66%
10 Years	15.82%	13.76%
7 Years	12.45%	11.86%
5 Years	11.52%	10.46%
3 Years	20.19%	19.85%
2 Years	7.40%	6.66%
1 Year	11.16%	8.47%
6 Months	12.90%	12.70%
1 Month	-1.11%	-1.91%

BSE-100

Note: Returns over 1 year have been annualized.

Portfolio

Equity	% to Fund
HDFC Bank Limited	9.49%
ICICI Bank Limited	8.15%
Reliance Industries Limited	7.76%
Infosys Limited	6.66%
ICICI Prudential Nifty Private Bank ETF - Nifty Private Bank Index	4.38%
Axis Bank Limited	4.06%
Larsen & Toubro Limited	3.61%
ITC Limited	3.02%
Dr Reddys Laboratories Limited	2.43%
Tata Consultancy Services Limited	2.40%
UltraTech Cement Limited	2.27%
Mahindra & Mahindra Ltd.	1.98%
Hindustan Unilever Limited	1.92%
Bajaj Finance Ltd	1.86%
HDFC NIFTY Private Bank ETF	1.82%
HCL Technologies Limited	1.74%
Bharti Airtel Ltd - Partly Paid	1.69%
Maruti Suzuki India Ltd	1.65%
Tata Steel Limited	1.64%
Asian Paints (India) Ltd	1.33%
Tech Mahindra Limited	1.28%
Lupin Limited	1.25%
SBI-ETF Nifty Bank	1.08%
Ashok Leyland Limited	1.05%
Mahindra & Mahindra Financial Services Limited	1.01%
NTPC Ltd.	0.96%
Kotak Nifty Bank ETF	0.87%
Tata Power Co. Ltd	0.81%
Jio Financial Services Ltd	0.77%
Power Grid Corporation of India Ltd	0.74%
Bharat Petroleum Corporation Ltd	0.71%
Crompton Greaves Consumer Electricals Ltd	0.70%
Kotak Mahindra Bank Limited	0.65%
Grasim Industries Limited	0.63%
Voltas Ltd	0.62%
Bajaj Auto Ltd.	0.60%
Cipla Limited	0.59%
SBI Life Insurance Company Limited	0.56%
ICICI Prudential Life Insurance Company Limited	0.56%
Siemens Ltd	0.56%
Wipro Limited	0.56%
Tata Consumer Products Limited	0.50%
Others	12.88%
Total	99.82%

Deposits, Money Mkt Securities and Net Current Assets.	0.18%
---	--------------

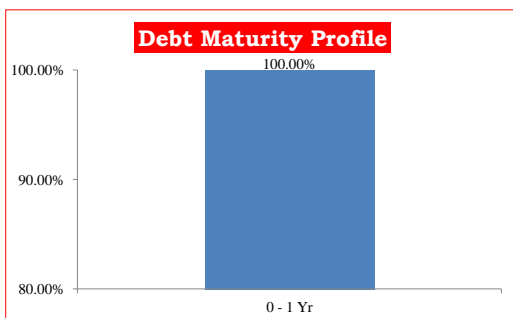
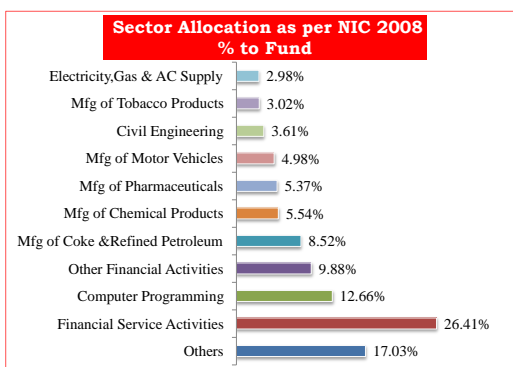
Grand Total	100.00%
--------------------	----------------

AUM (in Lakhs)

Equity	Debt	MMI & Others	Total
330,223.98	-	598.87	330,822.85

Fund Manager	No. Of Funds Managed		
	Equity Fund	Debt Fund	Hybrid Fund
Mr Priyank Singhal	10	1	1

Asset Category	F&U Mandate	% of Actual
Money Market Insts	0% to 10%	0.04%
Public Deposits		
Govt. Securities	0%	0.00%
Corporate Bonds		
Equity	90% to 100%	99.82%
Net Current Assets	-	0.14%



Liquid Fund - Life - II as on August 31, 2023

Fund Objective : To deliver returns linked to Money Market levels with minimal interest rate risk and minimal credit risk so as to provide a high level of safety of capital.

SFIN Code	: ULIF01520/02/08LiquidFdIII101
Inception Date	: 20 Feb 2008
NAV	: 25.6946

Fund V/s Benchmark Performance		
Period	Returns (%)	Benchmark Returns (%)#
Inception	6.20%	6.90%
10 Years	5.16%	6.77%
7 Years	4.21%	5.90%
5 Years	3.87%	5.49%
3 Years	3.16%	4.87%
2 Years	3.63%	5.49%
1 Year	4.88%	6.86%
6 Months	2.72%	3.57%
1 Month	0.45%	0.58%

CRISIL Liquid Fund Index

Note: Returns over 1 year have been annualized.

Portfolio

Deposits, Money Mkt Securities and Net Current Assets.	100.00%
---	----------------

Grand Total	100.00%
--------------------	----------------

Debt Parameters

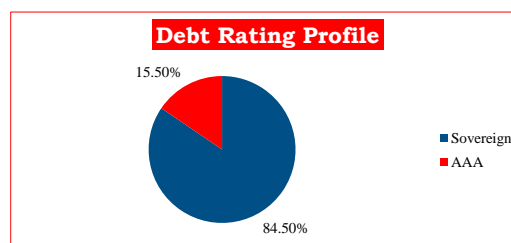

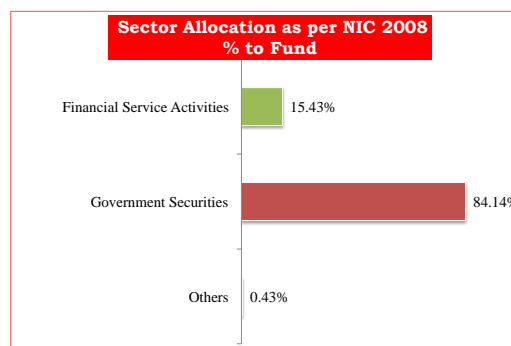
Portfolio Yield (%)	6.74%
Avg Maturity (In Months)	3.47
Modified Duration (In Years)	0.29

AUM (in Lakhs)

Equity	Debt	MMI & Others	Total
-	-	3,400.91	3,400.91

Fund Manager	No. Of Funds Managed		
	Equity Fund	Debt Fund	Hybrid Fund
Mr Vineet Choraria	1	29	2

Asset Category	F&U Mandate	% of Actual
Money Market Insts	100%	100.00%
Public Deposits		
Govt. Securities	0%	0.00%
Corporate Bonds		
Equity	0%	0.00%



Secured Managed Fund - Life - II as on August 31, 2023

Fund Objective : To provide reasonable returns through investments in high credit quality debt instruments while maintaining an optimal level of interest rate risk.

SFIN Code	: ULIF01720/02/08SecureMFII101
Inception Date	: 20 Feb 2008
NAV	: 30.624

Fund V/s Benchmark Performance		
Period	Returns (%)	Benchmark Returns (%)#
Inception	7.44%	7.50%
10 Years	7.54%	8.39%
7 Years	5.84%	6.93%
5 Years	6.50%	7.70%
3 Years	3.66%	4.86%
2 Years	3.08%	4.53%
1 Year	5.20%	6.94%
6 Months	3.70%	4.48%
1 Month	0.43%	0.60%

CRISIL Composite Bond Fund Index

Note: Returns over 1 year have been annualized.

Portfolio

Debentures / Bonds	% to Fund
HDFC Bank Ltd	8.38%
IDFC First Bank Limited	5.11%
State Bank of India	4.89%
LIC Housing Finance Ltd	3.67%
Sundaram Finance Ltd	3.64%
Bajaj Finance Ltd	3.53%
Mahindra and Mahindra Financial Services Ltd	2.30%
Sikka Ports And Terminals	2.24%
National Bank For Agriculture & Rural Development	1.54%
MindSpace Business Parks REIT	0.90%
Others	1.90%
Total	38.11%

Government Securities	% to Fund
7.26% GOI Mat 06-Feb-2033	18.16%
7.18% GOI Mat 24-Jul-2037	16.73%
7.64% Food Corp of India Bond GOI Mat 12-Dec-2029	5.46%
7.26% GOI Mat 22-Aug-2032	4.07%
7.61% GOI Mat 09-May-2030	2.18%
7.25% GOI Mat 12-Jun-2063	1.33%
8.08% Tamil Nadu SDL Mat 26-Dec-2028	1.20%
8.08% Karnataka SDL Mat 26-Dec-2028	1.09%
7.39% Tamil Nadu SDL Mat 10-May-2033	1.08%
8.53% Gujarat SDL Mat 20-Nov-2028	0.74%
Others	4.32%
Total	56.35%

Deposits, Money Mkt Securities and Net Current Assets.	5.55%
---	--------------

Grand Total	100.00%
--------------------	----------------

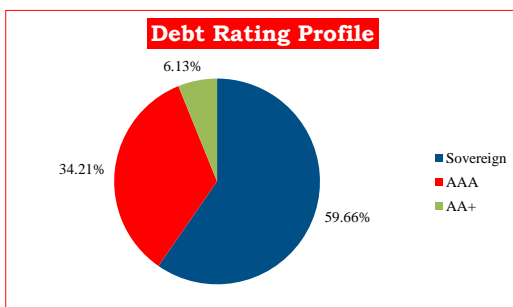
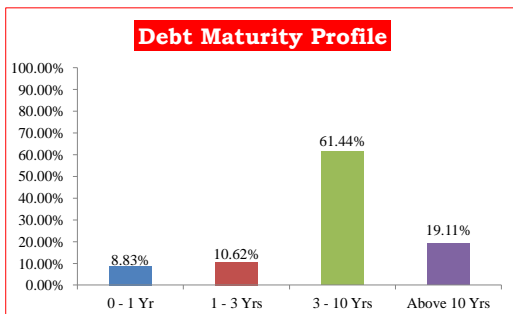
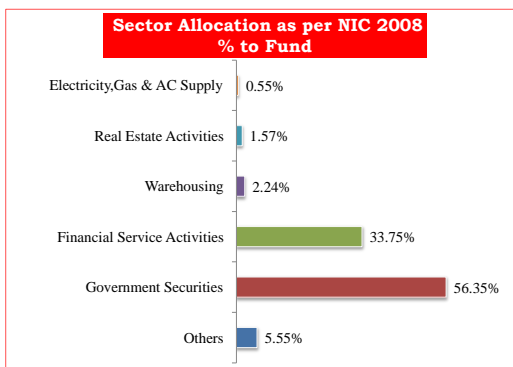
Debt Parameters	
Portfolio Yield (%)	7.41%
Avg Maturity (In Months)	91.97
Modified Duration (In Years)	5.33

AUM (in Lakhs)

Equity	Debt	MMI & Others	Total
-	13,854.07	813.33	14,667.40

Fund Manager	No. Of Funds Managed		
	Equity Fund	Debt Fund	Hybrid Fund
Mr Vineet Choraria	1	29	2

Asset Category	F&U Mandate	% of Actual
Money Market Insts	0% to 25%	3.04%
Public Deposits		94.45%
Govt. Securities	75% to 100%	0.00%
Corporate Bonds		-
Equity	0%	2.51%
Net Current Assets	-	-



Stable Managed Fund - Life - II as on August 31, 2023

Fund Objective : To generate optimal returns for investors through short term investments in high credit quality securities so as to keep interest rate risks low and provide safety of capital over the medium term horizon.

SFIN Code	: ULIF01620/02/08StableMFII101
Inception Date	: 20 Feb 2008
NAV	: 26.6223

Fund V/s Benchmark Performance		
Period	Returns (%)	Benchmark Returns (%)#
Inception	6.48%	7.33%
10 Years	6.07%	7.73%
7 Years	5.14%	6.80%
5 Years	5.13%	6.62%
3 Years	3.67%	5.38%
2 Years	3.77%	5.61%
1 Year	5.22%	7.20%
6 Months	3.18%	4.00%
1 Month	0.42%	0.60%

CRISIL Low Duration Debt Index

Note: Returns over 1 year have been annualized. The benchmark index of the fund has been changed to CRISIL Low Duration Debt Index w.e.f December 30, 2020. Benchmark returns are computed basis the revised benchmark index.

Portfolio

Debentures / Bonds	% to Fund
Kotak Mahindra Prime Ltd.	8.31%
Ultratech Cement Ltd	7.76%
Sundaram Finance Ltd	7.27%
HDFC Bank Ltd	5.34%
National Bank For Agriculture & Rural Development	3.51%
Power Finance Corporation Ltd	0.52%
Total	32.72%

Government Securities	% to Fund
Gsec C-STRIPS Mat 19-Mar-2024	33.40%
8.94% Gujarat SDL Mat 24-Sep-2024	7.37%
Gsec C-STRIPS Mat 15-Dec-2024	2.13%
Gsec C-STRIPS Mat 12-Dec-2023	2.03%
Gsec C-STRIPS Mat 19-Sep-2024	1.55%
8.73% Karnataka SDL Mat 29 Oct 2024	0.79%
7.91% Tamil Nadu Uday Mat 22-Mar-2024	0.78%
Total	48.04%

Deposits, Money Mkt Securities and Net Current Assets.	19.24%
---	---------------

Grand Total	100.00%
--------------------	----------------

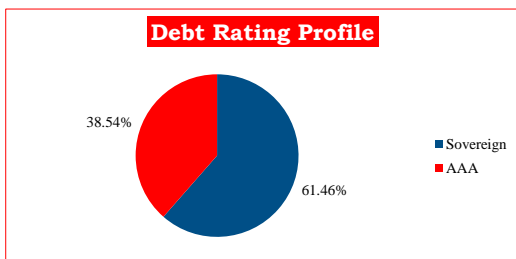
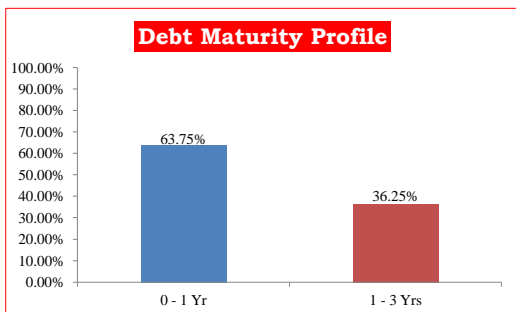
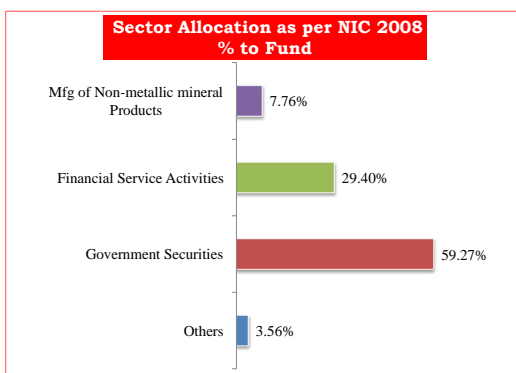
Debt Parameters	
Portfolio Yield (%)	7.18%
Avg Maturity (In Months)	9.80
Modified Duration (In Years)	0.75

AUM (in Lakhs)

Equity	Debt	MMI & Others	Total
-	3,120.34	743.28	3,863.62

Fund Manager	No. Of Funds Managed		
	Equity Fund	Debt Fund	Hybrid Fund
Mr Kailash Lalwani	6	13	20

Asset Category	F&U Mandate	% of Actual
Money Market Insts	100%	100.00%
Public Deposits		
Govt. Securities		
Corporate Bonds		
Equity	0%	0.00%



Bond Opportunities Fund as on August 31, 2023

Fund Objective : To provide reasonable returns through investments in high credit quality debt instruments while maintaining an optimal level of interest rate risk.

SFIN Code	: ULIF03004/08/08BondOprtFd101
Inception Date	: 04 Aug 2008
NAV	: 25.7166

Fund V/s Benchmark Performance		
Period	Returns (%)	Benchmark Returns (%)#
Inception	6.48%	7.81%
10 Years	6.58%	8.39%
7 Years	4.95%	6.93%
5 Years	5.83%	7.70%
3 Years	3.16%	4.86%
2 Years	2.74%	4.53%
1 Year	4.61%	6.94%
6 Months	3.38%	4.48%
1 Month	0.38%	0.60%

CRISIL Composite Bond Fund Index
Note: Returns over 1 year have been annualized.

Portfolio

Debentures / Bonds	% to Fund
HDFC Bank Ltd	7.80%
Tata Steel Ltd	7.53%
National Bank For Agriculture & Rural Development	7.38%
Power Grid Corporation of India Ltd	3.98%
Total	26.68%

Government Securities	% to Fund
6.19% GOI Mat 16-Sep-2034	21.65%
8.28% Maharashtra SDL Mat 29-July-2025	8.76%
7.27% GOI Mat 08-Apr-2026	8.01%
7.26% GOI Mat 14-Jan-2029	5.42%
7.90% Tamil Nadu Uday Mat 22-Mar-2027	3.13%
8.02% Tamil Nadu Uday Mat 22-Mar-2025	3.12%
7.91% Tamil Nadu Uday Mat 22-Mar-2024	3.10%
7.68% Tamil Nadu Uday Mat 22-Mar-2026	3.10%
7.57% GOI Mat 17-Jun-2033	1.44%
Total	57.74%

Deposits, Money Mkt Securities and Net Current Assets.	15.57%
---	---------------

Grand Total	100.00%
--------------------	----------------

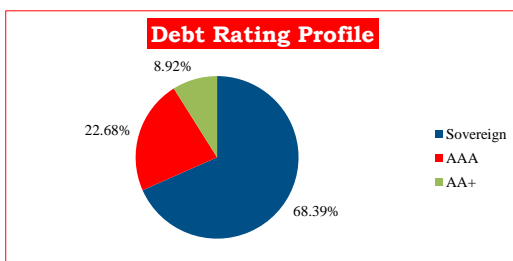
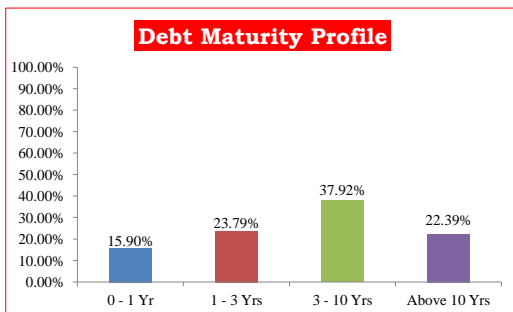
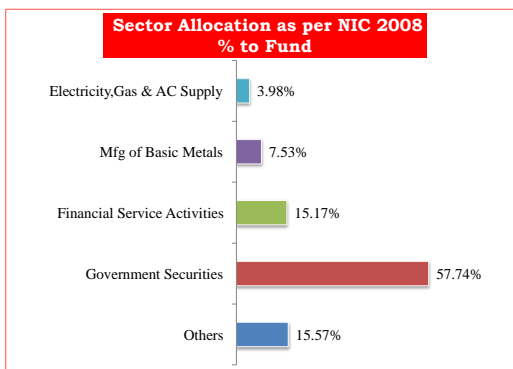
Debt Parameters		
Portfolio Yield (%)		7.30%
Avg Maturity (In Months)		61.74
Modified Duration (In Years)		3.75

AUM (in Lakhs)

Equity	Debt	MMI & Others	Total
-	225.32	41.56	266.88

Fund Manager	No. Of Funds Managed		
	Equity Fund	Debt Fund	Hybrid Fund
Mr Vineet Choraria	1	29	2

Asset Category	F&U Mandate	% of Actual
Money Market Insts	0% to 15%	12.27%
Public Deposits	0% to 5%	0.00%
Govt. Securities	50% to 60%	57.74%
Corporate Bonds	20% to 30%	26.68%
Equity	0%	0.00%
Net Current Assets	-	3.30%



Large Cap Fund as on August 31, 2023

Fund Objective : To generate long term capital appreciation from a diversified portfolio of pre-dominantly in large cap equity and equity related securities.

SFIN Code	: ULIF03204/08/08Large-CapF101
Inception Date	: 04 Aug 2008
NAV	: 49.0303

Fund V/s Benchmark Performance		
Period	Returns (%)	Benchmark Returns (%)#
Inception	10.95%	10.29%
10 Years	14.07%	13.41%
7 Years	12.47%	11.86%
5 Years	11.77%	10.51%
3 Years	20.73%	19.13%
2 Years	9.33%	6.01%
1 Year	12.58%	8.42%
6 Months	14.95%	11.27%
1 Month	-1.69%	-2.53%

Nifty 50

Note: Returns over 1 year have been annualized.

Portfolio

Equity	% to Fund
Reliance Industries Limited	8.36%
ICICI Bank Limited	8.06%
UltraTech Cement Limited	5.95%
ITC Limited	5.85%
Larsen & Toubro Limited	5.70%
Bank of Baroda	5.56%
Axis Bank Limited	4.80%
Bharti Airtel Ltd	4.29%
Mahindra & Mahindra Ltd.	4.16%
Infosys Limited	3.86%
Bajaj Finance Ltd	3.78%
Maruti Suzuki India Ltd	3.22%
NTPC Ltd.	2.88%
Tata Steel Limited	2.86%
Tata Consultancy Services Limited	2.58%
Hindustan Unilever Limited	2.57%
Cipla Limited	2.50%
Tata Motors Limited	2.00%
Dr Reddys Laboratories Limited	1.68%
Kotak Mahindra Bank Limited	1.63%
Power Grid Corporation of India Ltd	1.57%
GAIL (INDIA) Ltd.	1.56%
Hindalco Industries Limited	1.50%
Titan Company Limited	1.09%
Eicher Motors Limited	1.05%
Britannia Industries Ltd	1.04%
Wipro Limited	1.01%
Dabur India Limited	0.86%
Jio Financial Services Ltd	0.81%
Shree Cement Limited	0.81%
Bharat Petroleum Corporation Ltd	0.76%
Tech Mahindra Limited	0.75%
Others	1.41%
Total	96.53%

Deposits, Money Mkt Securities and Net Current Assets.	3.47%
---	--------------

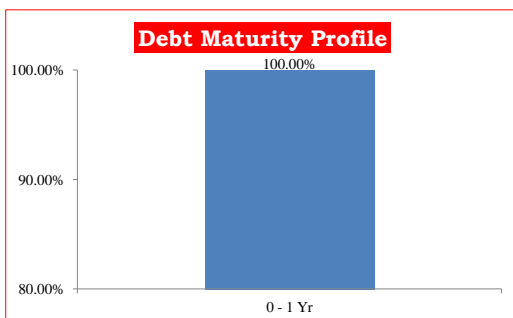
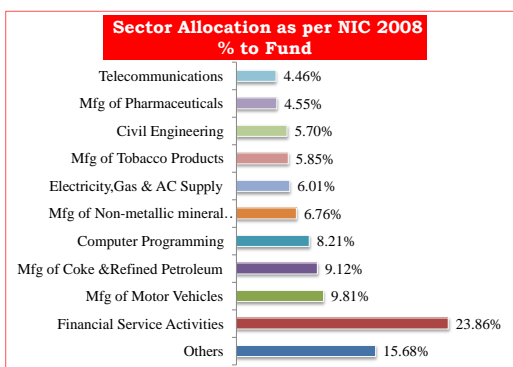
Grand Total	100.00%
--------------------	----------------

AUM (in Lakhs)

Equity	Debt	MMI & Others	Total
1,624.12	-	58.43	1,682.54

Fund Manager	No. Of Funds Managed		
	Equity Fund	Debt Fund	Hybrid Fund
Mr Priyank Singhal	10	1	1

Asset Category	F&U Mandate	% of Actual
Money Market Insts	0% to 5%	3.24%
Public Deposits	0%	0.00%
Govt. Securities	0%	0.00%
Corporate Bonds	0%	0.00%
Equity	95% to 100%	96.53%
Net Current Assets	-	0.23%



Manager's Fund as on August 31, 2023

Fund Objective : The Manager's Fund dynamically manages the asset allocation between equity and fixed income instruments to deliver higher returns through the equity exposure, combined with the stability of the fixed income exposure. The fund returns are likely to be volatile due to the market movements.

SFIN Code	: ULIF03304/08/08ManagerFnd101
Inception Date	: 04 Aug 2008
NAV	: 45.0711

Fund V/s Benchmark Performance		
Period	Returns (%)	Benchmark Returns (%)#
Inception	10.40%	N/A
10 Years	12.40%	N/A
7 Years	9.20%	N/A
5 Years	8.99%	N/A
3 Years	15.56%	N/A
2 Years	5.61%	N/A
1 Year	8.37%	N/A
6 Months	8.40%	N/A
1 Month	0.19%	N/A

NA
Note: Returns over 1 year have been annualized.

Portfolio

Equity	% to Fund
HDFC Bank Limited	6.95%
ICICI Bank Limited	5.36%
Infosys Limited	3.22%
Mahindra & Mahindra Financial Services Limited	2.86%
Shriram Finance Ltd	2.41%
Tata Power Co. Ltd	2.36%
Whirlpool of India Limited	1.79%
Tata Steel Limited	1.67%
Crompton Greaves Consumer Electricals Ltd	1.49%
Maruti Suzuki India Ltd	1.48%
HCL Technologies Limited	1.46%
Cipla Limited	1.45%
Bajaj Finance Ltd	1.42%
Mahindra & Mahindra Ltd.	1.33%
Dr Reddys Laboratories Limited	1.28%
UltraTech Cement Limited	1.27%
NTPC Ltd.	1.24%
Tata Consumer Products Limited	1.13%
Tata Consultancy Services Limited	1.01%
Voltas Ltd	0.93%
Kotak Mahindra Bank Limited	0.92%
Power Grid Corporation of India Ltd	0.86%
Hindalco Industries Limited	0.79%
ITC Limited	0.78%
Procter & Gamble Hygiene And Health Care Limited	0.72%
Alkem Laboratories Ltd	0.71%
Tech Mahindra Limited	0.71%
Titan Company Limited	0.68%
Oil & Natural Gas Corporation Ltd.	0.63%
Adani Ports & Special Economic Zone Ltd	0.56%
GAIL (INDIA) Ltd.	0.56%
MRF Ltd.	0.53%
Vedanta Ltd	0.53%
Others	0.14%
Total	51.22%

Debentures / Bonds	% to Fund
LIC Housing Finance Ltd	2.49%
HDFC Bank Ltd	1.02%
Tata Steel Ltd	0.98%
Mahindra and Mahindra Financial Services Ltd	0.49%
Sikka Ports And Terminals	0.49%
Total	5.47%

Government Securities	% to Fund
8.00% Oil Bond Mat 23-Mar-2026	17.31%
7.68% GOI Mat 15-Dec-2023	10.29%
7.26% GOI Mat 14-Jan-2029	3.16%
7.68% Tamil Nadu Uday Mat 22-Mar-2026	2.94%
8.28% Maharashtra SDL Mat 29-July-2025	2.83%
5.22% GOI Mat 15-JUN-2025	2.37%
6.35% Oil Bond Mat 23-Dec-2024	1.86%
Total	40.77%

Deposits, Money Mkt Securities and Net Current Assets.	2.54%
---	--------------

Grand Total	100.00%
--------------------	----------------

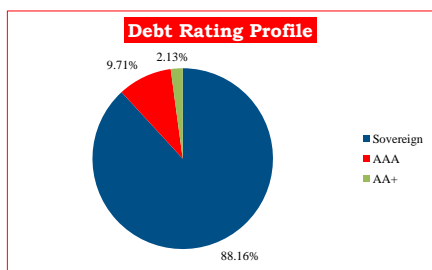
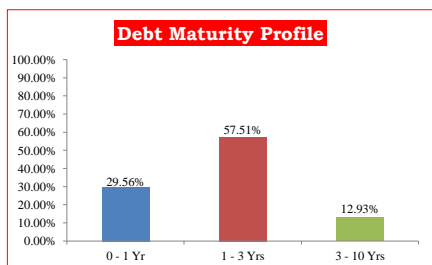
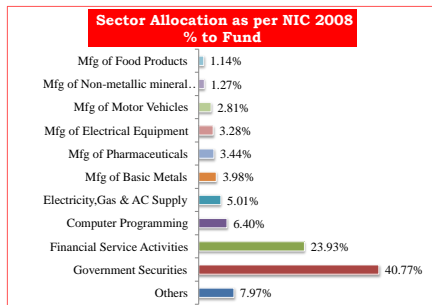
Debt Parameters	
Portfolio Yield (%)	7.31%
Avg Maturity (In Months)	24.84
Modified Duration (In Years)	1.77

AUM (in Lakhs)

Equity	Debt	MMH & Others	Total
1,047.21	945.43	51.89	2,044.53

Fund Manager	No. Of Funds Managed		
	Equity Fund	Debt Fund	Hybrid Fund
Mr Vineet Choraria	1	29	2
Mr Priyank Singhal	10	1	1

Asset Category	F&U Mandate	% of Actual
Money Market Insts	0% to 25%	1.27%
Public Deposits		
Govt. Securities		46.24%
Corporate Bonds	5% to 65%	
Large Cap Equities	10% to 45%	40.49%
Mid Cap Equities	10% to 45%	10.73%
Net Current Assets	-	1.27%



Mid Cap Fund as on August 31, 2023

Fund Objective : To generate long term capital appreciation from a diversified portfolio of pre-dominantly in mid cap equity and equity related securities.

SFIN Code	: ULIF03104/08/Mid-capFnd101
Inception Date	: 04 Aug 2008
NAV	: 79.8963

Fund V/s Benchmark Performance		
Period	Returns (%)	Benchmark Returns (%)#
Inception	14.58%	11.88%
10 Years	18.65%	19.39%
7 Year	10.71%	13.05%
5 Years	9.89%	13.07%
3 Years	23.91%	28.63%
2 Years	10.62%	14.37%
1 Year	7.63%	22.80%
6 Months	14.53%	29.15%
1 Month	0.59%	2.57%

BSE Mid Cap Index

Note: Returns over 1 year have been annualized.

Portfolio

Equity	% to Fund
Tvs Motor Company Ltd.	8.34%
P I Industries Limited	8.14%
Canara Bank	8.11%
MRF Ltd.	6.97%
ABB India Ltd	5.66%
Crompton Greaves Consumer Electricals Ltd	5.15%
Apollo Hospitals Enterprise Limited	4.83%
Container Corporation of India Ltd	4.77%
Page Industries Ltd	4.47%
Glaxo Smithkline Pharma Limited	4.36%
Bayer CropScience Ltd.	4.06%
The Indian Hotels Company Ltd	3.74%
Aditya Birla Fashion & Retail Limited	3.71%
United Breweries Limited	3.70%
Mahindra & Mahindra Financial Services Limited	3.57%
Bharat Forge Ltd	3.45%
ICICI Securities Limited	3.16%
Gillette India Ltd	3.11%
Alkem Laboratories Ltd	2.93%
LIC Housing Finance Limited	1.80%
Whirlpool of India Limited	1.65%
Procter & Gamble Hygiene And Health Care Limited	1.37%
Bajaj Holdings & Investment Limited	0.79%
Voltas Ltd	0.73%
Others	0.01%
Total	98.60%

Deposits, Money Mkt Securities and Net Current Assets.	1.40%
---	--------------

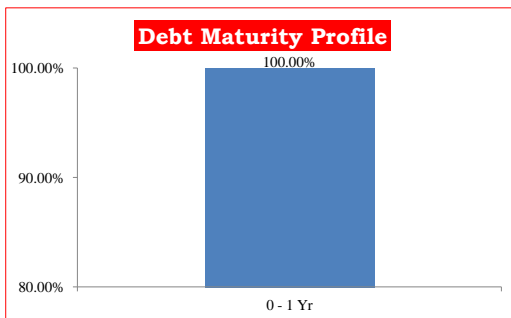
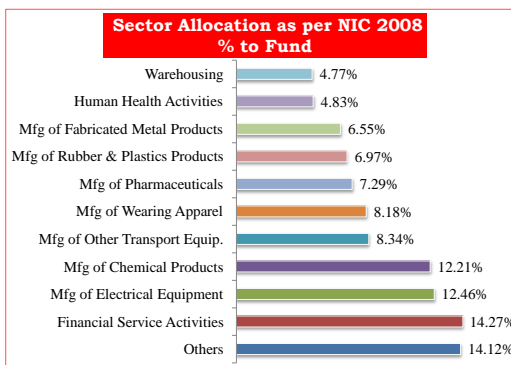
Grand Total	100.00%
--------------------	----------------

AUM (in Lakhs)

Equity	Debt	MMI & Others	Total
584.21	-	8.27	592.48

Fund Manager	No. Of Funds Managed		
	Equity Fund	Debt Fund	Hybrid Fund
Mr Priyank Singhal	10	1	1

Asset Category	F&U Mandate	% of Actual
Money Market Insts	0% to 5%	1.11%
Public Deposits	0%	0.00%
Govt. Securities	0%	0.00%
Corporate Bonds	0%	0.00%
Equity	95% to 100%	98.60%
Net Current Assets	-	0.29%



Money Plus Fund as on August 31, 2023

Fund Objective : To generate optimal returns from investments biased to the highest credit quality at the short end of the yield curve, such that interest rate risks and credit risks are low.

SFIN Code	: ULIF02904/08/08MoneyPlusF101
Inception Date	: 04 Aug 2008
NAV	: 21.7542

Fund V/s Benchmark Performance		
Period	Returns (%)	Benchmark Returns (%)#
Inception	5.29%	6.87%
10 Years	4.99%	6.77%
7 Years	4.11%	5.90%
5 Years	4.07%	5.49%
3 Years	2.57%	4.87%
2 Years	2.60%	5.49%
1 Year	4.13%	6.86%
6 Months	2.63%	3.57%
1 Month	0.35%	0.58%

CRISIL Liquid Fund Index

Note: Returns over 1 year have been annualized.

Portfolio	
Government Securities	% to Fund
5.22% GOI Mat 15-JUN-2025	45.95%
8.04% Maharashtra SDL Mat 25-Feb-2025	31.96%
Total	77.91%

Deposits, Money Mkt Securities and Net Current Assets.	22.09%
---	---------------

Grand Total	100.00%
--------------------	----------------

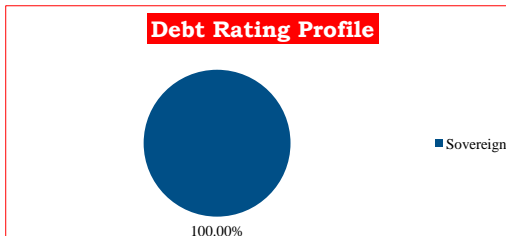
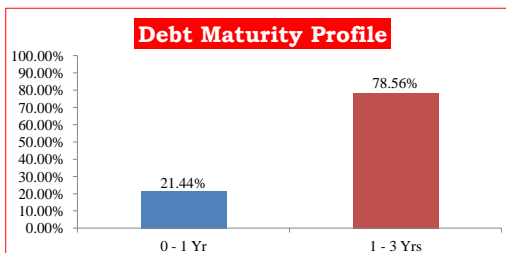
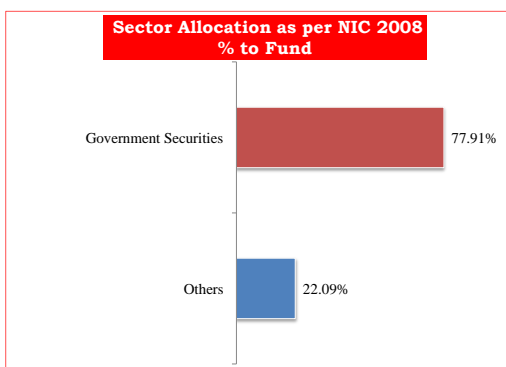
Debt Parameters	
Portfolio Yield (%)	7.06%
Avg Maturity (In Months)	15.69
Modified Duration (In Years)	1.21

AUM (in Lakhs)

Equity	Debt	MMI & Others	Total
-	295.65	83.83	379.48

Fund Manager	No. Of Funds Managed		
	Equity Fund	Debt Fund	Hybrid Fund
Mr Vineet Choraria	1	29	2

Asset Category	F&U Mandate	% of Actual
Money Market Insts	0% to 30%	21.26%
Public Deposits	0% to 20%	0.00%
Govt. Securities	40% to 100%	77.91%
Corporate Bonds	0% to 10%	0.00%
Equity	0%	0.00%
Net Current Assets	-	0.83%



Balanced Managed Fund - Pension - II as on August 31, 2023

Fund Objective : To generate long term capital appreciation along with current income from a combined portfolio of equity and debt market instruments. The equity exposure will be between 30%-60%.

SFIN Code	: ULIF02608/10/08BalncdMFII101
Inception Date	: 08 Oct 2008
NAV	: 47.9751

Fund V/s Benchmark Performance		
Period	Returns (%)	Benchmark Returns (%)#
Inception	11.40%	9.95%
10 Years	11.87%	10.80%
7 Years	9.11%	9.14%
5 Years	8.44%	8.94%
3 Years	11.02%	11.61%
2 Years	4.84%	5.48%
1 Year	7.11%	7.63%
6 Months	7.25%	8.18%
1 Month	-0.44%	-0.53%

45% BSE -100 55% CRISIL Composite Bond Fund Index
Note: Returns over 1 year have been annualized.

Portfolio

Equity	% to Fund
HDFC Bank Limited	5.30%
Reliance Industries Limited	3.84%
ICICI Bank Limited	3.74%
Infosys Limited	2.67%
Axis Bank Limited	1.77%
ITC Limited	1.77%
Larsen & Toubro Limited	1.68%
Tata Consultancy Services Limited	1.50%
Bharti Airtel Ltd	1.19%
Hindustan Unilever Limited	1.05%
Aditya Birla Sun Life Nifty Bank Etf	1.04%
UltraTech Cement Limited	0.96%
Mahindra & Mahindra Ltd.	0.94%
Maruti Suzuki India Ltd	0.87%
Kotak Mahindra Bank Limited	0.87%
Dr Reddys Laboratories Limited	0.85%
Bajaj Finance Ltd	0.82%
State Bank of India	0.81%
HCL Technologies Limited	0.74%
Asian Paints (India) Ltd	0.63%
IndusInd Bank Limited	0.62%
Titan Company Limited	0.61%
Tata Steel Limited	0.55%
Others	11.06%
Total	45.89%

Debentures / Bonds	% to Fund
HDFC Bank Ltd	4.31%
IDFC First Bank Limited	2.08%
Sundaram Finance Ltd	1.55%
HDB Financial Services Ltd	1.53%
Mahindra and Mahindra Financial Services Ltd	1.28%
Sikka Ports And Terminals	1.10%
Bajaj Finance Ltd	1.06%
LIC Housing Finance Ltd	0.63%
State Bank of India	0.58%
National Bank For Agriculture & Rural Development	0.34%
Others	0.28%
Total	14.74%

Government Securities	% to Fund
7.41% GOI Mat 19-Dec-2036	5.69%
7.18% GOI Mat 24-Jul-2037	4.87%
7.26% GOI Mat 06-Feb-2033	4.60%
7.30% GOI Mat 19-Jun-2053	2.88%
7.33% Maharashtra SDL Mat 13-Sep-2027	2.16%
7.25% GOI Mat 12-Jun-2063	2.02%
6.45% GOI Mat 07-Oct-2029	1.54%
7.17% GOI Mat 08-Jan-2028	1.29%
7.64% Food Corp of India Bond GOI Mat 12-Dec-2029	1.03%
7.26% GOI Mat 22-Aug-2032	0.86%
Others	8.15%
Total	35.08%

Deposits, Money Mkt Securities and Net Current Assets.	4.29%
--	-------

Grand Total	100.00%
--------------------	----------------

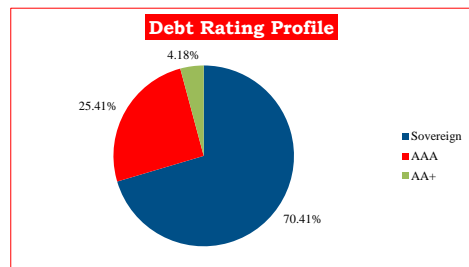
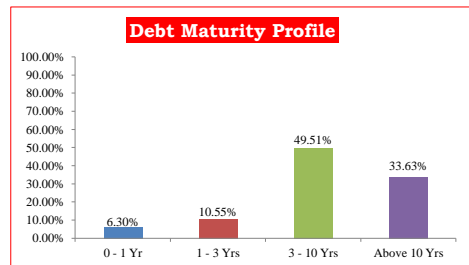
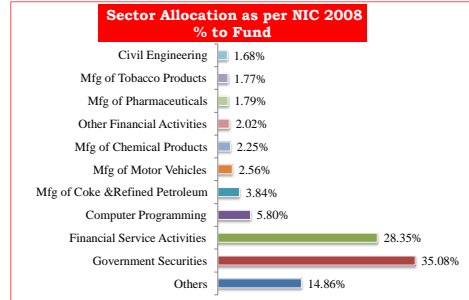
Debt Parameters	
Portfolio Yield (%)	7.36%
Avg Maturity (In Months)	122.71
Modified Duration (In Years)	5.90

AUM (in Lakhs)

Equity	Debt	MMI & Others	Total
6,663.69	7,235.65	622.98	14,522.31

Fund Manager	No. Of Funds Managed		
	Equity Fund	Debt Fund	Hybrid Fund
Mr Kailash Lalwani	6	13	20
Mr Abhishek Agarwal	-	-	22

Asset Category	F&U Mandate	% of Actual
Money Market Insts	0% to 20%	2.73%
Public Deposits		
Govt. Securities	20% to 70%	49.82%
Corporate Bonds		
Equity	30% to 60%	45.89%
Net Current Assets	-	1.56%



Defensive Managed Fund - Pension - II as on August 31, 2023

Fund Objective : To enhance long term returns for a portfolio predominantly invested in fixed income securities by taking a moderate to medium exposure to equity and equity related securities. The equity exposure will be between 15%-30%.

SFIN Code	: ULIF02508/10/08DefnsvFdII101
Inception Date	: 08 Oct 2008
NAV	: 37.9215

Fund V/s Benchmark Performance		
Period	Returns (%)	Benchmark Returns (%)#
Inception	9.45%	8.89%
10 Years	9.67%	9.60%
7 Years	7.71%	8.04%
5 Years	7.74%	8.32%
3 Years	7.33%	8.24%
2 Years	3.90%	5.00%
1 Year	6.03%	7.28%
6 Months	5.44%	6.33%
1 Month	0.01%	0.03%

22.5% BSE -100 77.5% CRISIL Composite Bond Fund Index

Note: Returns over 1 year have been annualized.

Portfolio

Equity	% to Fund
HDFC Bank Limited	2.83%
Reliance Industries Limited	2.04%
ICICI Bank Limited	1.99%
Infosys Limited	1.42%
Axis Bank Limited	0.94%
ITC Limited	0.94%
Larsen & Toubro Limited	0.89%
Tata Consultancy Services Limited	0.80%
Bharti Airtel Ltd	0.63%
Hindustan Unilever Limited	0.56%
Aditya Birla Sun Life Nifty Bank Etf	0.55%
UltraTech Cement Limited	0.51%
Others	10.27%
Total	24.37%

Debentures / Bonds	% to Fund
HDFC Bank Ltd	6.82%
IOT Utkal Energy Services Limited	3.85%
Bajaj Finance Ltd	1.82%
LIC Housing Finance Ltd	1.79%
Mahindra and Mahindra Financial Services Ltd	1.78%
National Bank For Agriculture & Rural Development	1.09%
HDB Financial Services Ltd	0.74%
International Finance Corporation	0.74%
State Bank of India	0.72%
Sikka Ports And Terminals	0.71%
Others	0.71%
Total	20.78%

Government Securities	% to Fund
7.18% GOI Mat 24-Jul-2037	6.74%
7.41% GOI Mat 19-Dec-2036	6.70%
7.26% GOI Mat 06-Feb-2033	6.50%
7.30% GOI Mat 19-Jun-2053	3.99%
7.26% GOI Mat 22-Aug-2032	3.49%
7.25% GOI Mat 12-Jun-2063	2.79%
7.65% Tamil Nadu SDL Mat 06-Dec-2027	1.42%
7.17% GOI Mat 08-Jan-2028	1.25%
7.36% GOI Mat 12-Sep-2052	1.12%
7.33% Maharashtra SDL Mat 13-Sep-2027	1.08%
Others	11.91%
Total	47.00%

Deposits, Money Mkt Securities and Net Current Assets.	7.85%
---	--------------

Grand Total	100.00%
--------------------	----------------

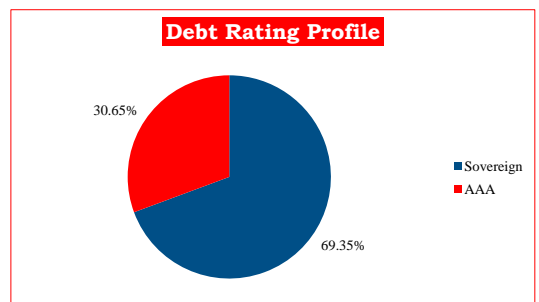
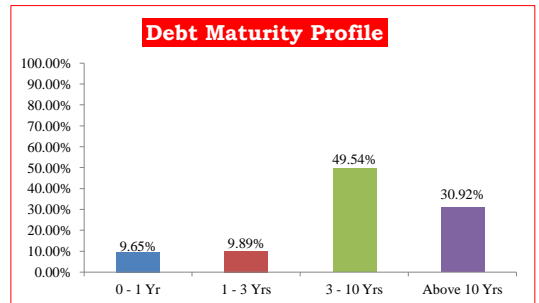
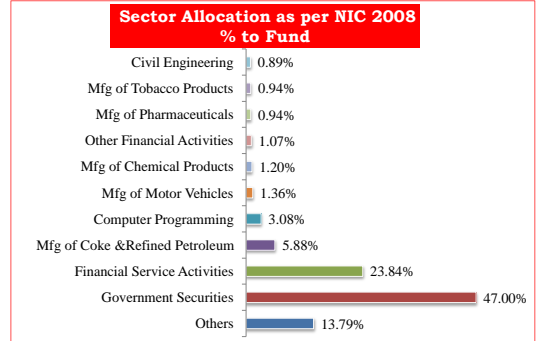
Debt Parameters	
Portfolio Yield (%)	7.32%
Avg Maturity (In Months)	118.36
Modified Duration (In Years)	5.69

AUM (in Lakhs)

Equity	Debt	MMI & Others	Total
690.77	1,921.17	222.57	2,834.51

Fund Manager	No. Of Funds Managed		
	Equity Fund	Debt Fund	Hybrid Fund
Mr Kailash Lalwani	6	13	20
Mr Abbashek Agarwal	-	-	22

Asset Category	F&U Mandate	% of Actual
Money Market Instns	0% to 20%	6.05%
Public Deposits		
Govt. Securities	50% to 85%	67.78%
Corporate Bonds		
Equity	15% to 30%	24.37%
Net Current Assets	-	1.81%



Equity Managed Fund - Pension - II as on August 31, 2023

Fund Objective : To achieve long term capital appreciation by investing pre-dominantly in equity and equity related securities and balancing it by shifting assets to the fixed income securities depending on the fund manager's views. The minimum allocation to equity will be 60%.

SFIN Code	: ULIF02708/10/08EquityMFII101
Inception Date	: 08 Oct 2008
NAV	: 59.0981

Fund V/s Benchmark Performance		
Period	Returns (%)	Benchmark Returns (%)#
Inception	13.23%	12.55%
10 Years	14.59%	13.76%
7 Years	11.58%	11.86%
5 Years	10.65%	10.46%
3 Years	18.97%	19.85%
2 Years	5.88%	6.66%
1 Year	8.61%	8.47%
6 Months	11.33%	12.70%
1 Month	-1.62%	-1.91%

BSE-100

Note: Returns over 1 year have been annualized. The benchmark index of the fund has been changed to BSE100 w.e.f June 14, 2018. Benchmark returns are computed basis the revised benchmark index.

Portfolio

Equity	% to Fund
HDFC Bank Limited	9.47%
Reliance Industries Limited	7.74%
ICICI Bank Limited	7.56%
Infosys Limited	6.66%
Aditya Birla Sun Life Nifty Bank Etf	4.67%
HDFC NIFTY Private Bank ETF	4.47%
Larsen & Toubro Limited	4.16%
Axis Bank Limited	3.58%
ITC Limited	3.47%
Tata Consultancy Services Limited	3.43%
Bharti Airtel Ltd	3.16%
Mahindra & Mahindra Ltd.	2.60%
Hindustan Unilever Limited	2.48%
Bajaj Finance Ltd	1.97%
Maruti Suzuki India Ltd	1.93%
Kotak Mahindra Bank Limited	1.89%
Asian Paints (India) Ltd	1.75%
UltraTech Cement Limited	1.61%
Tata Steel Limited	1.24%
Dr Reddys Laboratories Limited	1.24%
Titan Company Limited	1.19%
NTPC Ltd.	1.17%
HCL Technologies Limited	0.99%
Cipla Limited	0.96%
Nestle India Limited	0.82%
Sun Pharmaceutical Industries Limited	0.76%
Jio Financial Services Ltd	0.75%
Bajaj Finserv Ltd	0.73%
Hindalco Industries Limited	0.72%
State Bank of India	0.65%
Bharat Petroleum Corporation Ltd	0.62%
SBI Life Insurance Company Limited	0.59%
Adani Ports & Special Economic Zone Ltd	0.53%
IndusInd Bank Limited	0.52%
LTIMindtree Limited	0.51%
Vedanta Ltd	0.50%
Others	12.52%
Total	99.63%

Deposits, Money Mkt Securities and Net Current Assets.	0.37%
---	--------------

Grand Total	100.00%
--------------------	----------------

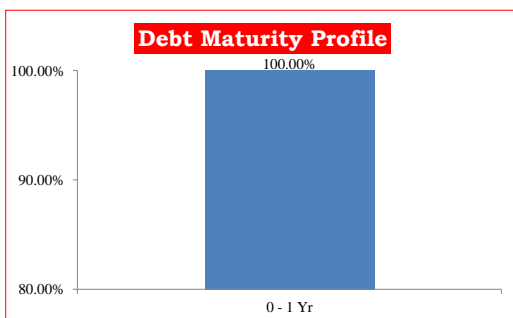
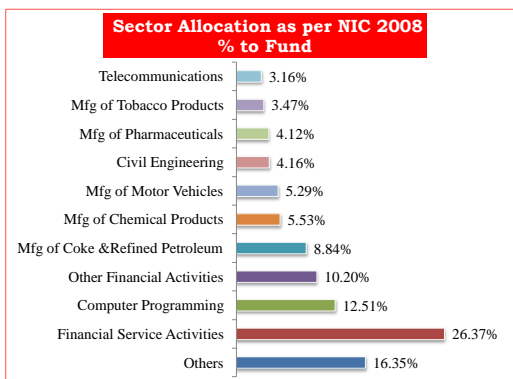
Debt Parameters	
Portfolio Yield (%)	6.62%
Avg Maturity (In Months)	0.03
Modified Duration (In Years)	0.00

AUM (in Lakhs)

Equity	Debt	MMI & Others	Total
23,898.12	-	88.56	23,986.68

Fund Manager	No. Of Funds Managed		
	Equity Fund	Debt Fund	Hybrid Fund
Mr Kailash Lalwani	6	13	20
Mr Nishit Dholakia	7	-	3

Asset Category	F&U Mandate	% of Actual
Money Market Insts	0% to 15%	0.25%
Public Deposits		
Govt. Securities	0% to 40%	0.00%
Corporate Bonds		
Equity	60% to 100%	99.63%
Net Current Assets	-	0.11%



Growth Fund - Pension - II as on August 31, 2023

Fund Objective : To generate long term capital appreciation from a diversified portfolio of equity and equity related securities.

SFIN Code	: ULIF02808/10/08GrwthFndIII101
Inception Date	: 08 Oct 2008
NAV	: 68.8552

Fund V/s Benchmark Performance		
Period	Returns (%)	Benchmark Returns (%)#
Inception	14.37%	12.55%
10 Years	15.71%	13.76%
7 Years	12.33%	11.86%
5 Years	11.35%	10.46%
3 Years	20.13%	19.85%
2 Years	7.36%	6.66%
1 Year	11.14%	8.47%
6 Months	12.89%	12.70%
1 Month	-1.11%	-1.91%

BSE-100

Note: Returns over 1 year have been annualized.

Portfolio

Equity	% to Fund
HDFC Bank Limited	9.49%
ICICI Bank Limited	8.12%
Reliance Industries Limited	7.73%
Infosys Limited	6.65%
ICICI Prudential Nifty Private Bank ETF - Nifty Private Bank Index	4.42%
Axis Bank Limited	4.05%
Larsen & Toubro Limited	3.61%
ITC Limited	3.01%
Dr Reddys Laboratories Limited	2.42%
Tata Consultancy Services Limited	2.39%
UltraTech Cement Limited	2.27%
Mahindra & Mahindra Ltd.	1.98%
Hindustan Unilever Limited	1.92%
Bajaj Finance Ltd	1.85%
HDFC NIFTY Private Bank ETF	1.81%
HCL Technologies Limited	1.73%
Bharti Airtel Ltd - Partly Paid	1.68%
Maruti Suzuki India Ltd	1.65%
Tata Steel Limited	1.63%
Asian Paints (India) Ltd	1.34%
Tech Mahindra Limited	1.28%
Lupin Limited	1.25%
SBI-ETF Nifty Bank	1.08%
Ashok Leyland Limited	1.05%
Mahindra & Mahindra Financial Services Limited	1.01%
Kotak Nifty Bank ETF	1.00%
NTPC Ltd.	0.95%
Tata Power Co. Ltd	0.81%
Jio Financial Services Ltd	0.76%
Power Grid Corporation of India Ltd	0.74%
Crompton Greaves Consumer Electricals Ltd	0.70%
Bharat Petroleum Corporation Ltd	0.70%
Kotak Mahindra Bank Limited	0.65%
Grasim Industries Limited	0.63%
Voltas Ltd	0.62%
Bajaj Auto Ltd.	0.60%
Cipla Limited	0.59%
SBI Life Insurance Company Limited	0.56%
ICICI Prudential Life Insurance Company Limited	0.56%
Siemens Ltd	0.56%
Wipro Limited	0.55%
Others	13.27%
Total	99.64%

Deposits, Money Mkt Securities and Net Current Assets.	0.36%
---	--------------

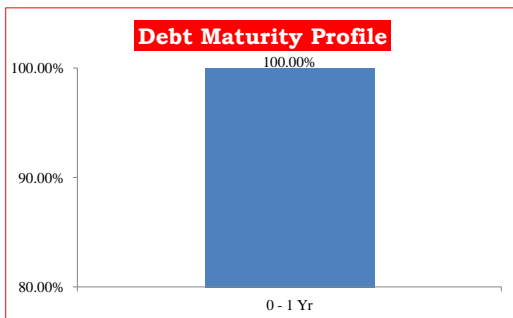
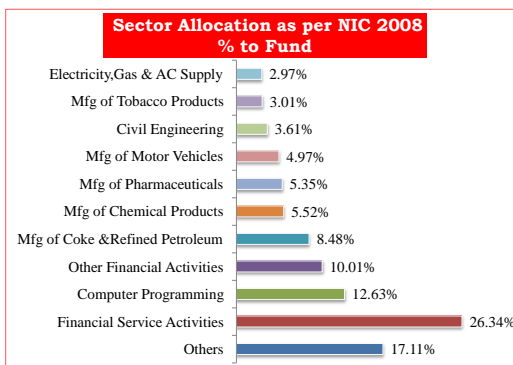
Grand Total	100.00%
--------------------	----------------

AUM (in Lakhs)

Equity	Debt	MMI & Others	Total
115,687.35	-	419.20	116,106.56

Fund Manager	No. Of Funds Managed		
	Equity Fund	Debt Fund	Hybrid Fund
Mr Priyank Singhal	10	1	1

Asset Category	F&U Mandate	% of Actual
Money Market Insts	0% to 10%	0.22%
Public Deposits		
Govt. Securities	0%	0.00%
Corporate Bonds		
Equity	90% to 100%	99.64%
Net Current Assets	-	0.14%



Liquid Fund - Pension - II as on August 31, 2023

Fund Objective : To deliver returns linked to Money Market levels with minimal interest rate risk and minimal credit risk so as to provide a high level of safety of capital.

SFIN Code	: ULIF02208/10/08LiquidFdIII101
Inception Date	: 08 Oct 2008
NAV	: 24.3319

Fund V/s Benchmark Performance		
Period	Returns (%)	Benchmark Returns (%)#
Inception	6.13%	6.85%
10 Years	5.17%	6.77%
7 Years	4.21%	5.90%
5 Years	3.86%	5.49%
3 Years	3.15%	4.87%
2 Years	3.61%	5.49%
1 Year	4.91%	6.86%
6 Months	2.71%	3.57%
1 Month	0.45%	0.58%

CRISIL Liquid Fund Index
Note: Returns over 1 year have been annualized.

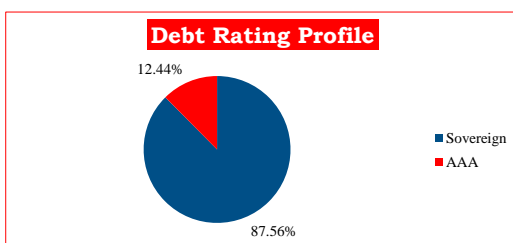

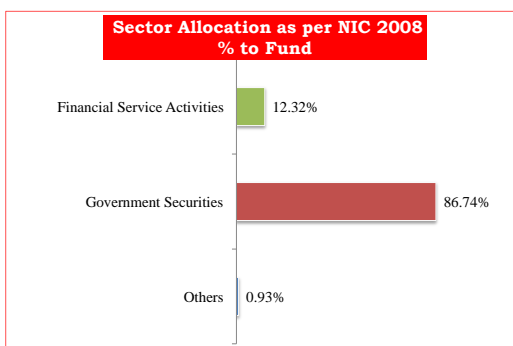
Portfolio	
Deposits, Money Mkt Securities and Net Current Assets.	100.00%
Grand Total	100.00%

Debt Parameters	
Portfolio Yield (%)	6.78%
Avg Maturity (In Months)	5.46
Modified Duration (In Years)	0.46

AUM (in Lakhs)			
Equity	Debt	MMI & Others	Total
-	-	1,448.46	1,448.46

Fund Manager	No. Of Funds Managed		
	Equity Fund	Debt Fund	Hybrid Fund
Mr Vineet Choraria	1	29	2

Asset Category	F&U Mandate	% of Actual
Money Market Insts	100%	100.00%
Public Deposits		
Govt. Securities	0%	0.00%
Corporate Bonds		
Equity	0%	0.00%



Secured Managed Fund - Pension - II as on August 31, 2023

Fund Objective : To provide reasonable returns through investments in high credit quality debt instruments while maintaining an optimal level of interest rate risk.

SFIN Code	: ULIF02408/10/08SecureMFII101
Inception Date	: 08 Oct 2008
NAV	: 30.3565

Fund V/s Benchmark Performance		
Period	Returns (%)	Benchmark Returns (%)#
Inception	7.67%	7.83%
10 Years	7.58%	8.39%
7 Years	5.88%	6.93%
5 Years	6.56%	7.70%
3 Years	3.68%	4.86%
2 Years	3.10%	4.53%
1 Year	5.31%	6.94%
6 Months	3.78%	4.48%
1 Month	0.46%	0.60%

CRISIL Composite Bond Fund Index
Note: Returns over 1 year have been annualized.

Portfolio	
Debentures / Bonds	% to Fund
HDFC Bank Ltd	6.29%
Sikka Ports And Terminals	4.65%
State Bank of India	4.13%
IDFC First Bank Limited	3.80%
Sundaram Finance Ltd	3.71%
Bajaj Finance Ltd	3.32%
LIC Housing Finance Ltd	2.69%
HDB Financial Services Ltd	1.64%
Mahindra and Mahindra Financial Services Ltd	1.57%
MindSpace Business Parks REIT	1.13%
Others	1.96%
Total	34.88%

Government Securities	% to Fund
7.26% GOI Mat 06-Feb-2033	22.13%
7.18% GOI Mat 24-Jul-2037	16.91%
Gsec C-STRIPS Mat 19-Mar-2027	6.35%
7.26% GOI Mat 22-Aug-2032	2.80%
Gsec C-STRIPS Mat 19-Sep-2028	2.02%
7.61% GOI Mat 09-May-2030	1.49%
8.08% Tamil Nadu SDL Mat 26-Dec-2028	1.39%
7.25% GOI Mat 12-Jun-2063	1.31%
8.08% Karnataka SDL Mat 26-Dec-2028	1.24%
7.88% GOI Mat 19-Mar-2030	1.12%
Others	6.21%
Total	62.97%

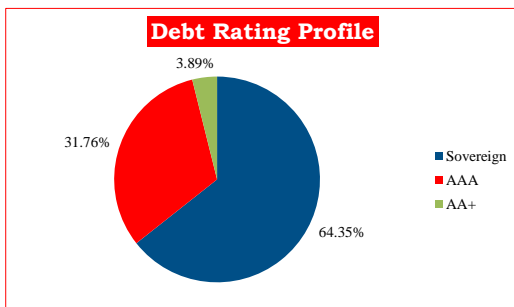
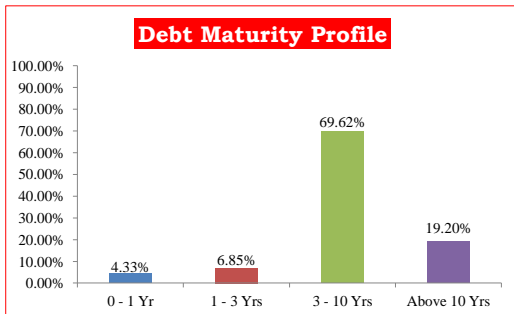
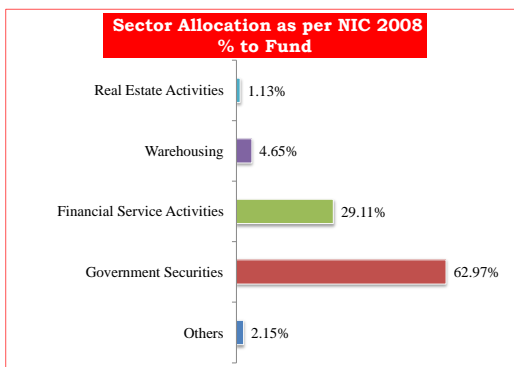
Deposits, Money Mkt Securities and Net Current Assets.	2.15%
Grand Total	100.00%

Debt Parameters	
Portfolio Yield (%)	7.38%
Avg Maturity (In Months)	94.54
Modified Duration (In Years)	5.53

AUM (in Lakhs)			
Equity	Debt	MMI & Others	Total
-	4,418.15	97.10	4,515.25

Fund Manager	No. Of Funds Managed		
	Equity Fund	Debt Fund	Hybrid Fund
Mr Vineet Choraria	1	29	2

Asset Category	F&U Mandate	% of Actual
Money Market Insts	0% to 25%	0.12%
Public Deposits	75% to 100%	97.85%
Govt. Securities	0%	0.00%
Corporate Bonds	-	2.03%
Equity	-	-
Net Current Assets	-	-



Stable Managed Fund -Pension - II as on August 31, 2023

Fund Objective : To generate optimal returns for investors through short term investments in high credit quality securities so as to keep interest rate risks low and provide safety of capital over the medium term horizon.

SFIN Code	: ULIF02308/10/08StableMFII101
Inception Date	: 08 Oct 2008
NAV	: 25.4987

Fund V/s Benchmark Performance		
Period	Returns (%)	Benchmark Returns (%)#
Inception	6.47%	7.33%
10 Years	6.08%	7.73%
7 Years	5.17%	6.80%
5 Years	5.14%	6.62%
3 Years	3.66%	5.38%
2 Years	3.78%	5.61%
1 Year	5.21%	7.20%
6 Months	3.22%	4.00%
1 Month	0.40%	0.60%

CRISIL Low Duration Debt Index

Note: Returns over 1 year have been annualized. The benchmark index of the fund has been changed to CRISIL Low Duration Debt Index w.e.f December 30, 2020. Benchmark returns are computed basis the revised benchmark index.

Portfolio

Debentures / Bonds	% to Fund
Kotak Mahindra Prime Ltd.	9.62%
HDFC Bank Ltd	7.39%
Sundaram Finance Ltd	6.87%
Ultratech Cement Ltd	5.48%
National Bank For Agriculture & Rural Development	1.99%
Power Finance Corporation Ltd	0.69%
Total	32.03%

Government Securities	% to Fund
Gsec C-STRIPS Mat 19-Mar-2024	21.42%
8.94% Gujarat SDL Mat 24-Sep-2024	17.75%
Gsec C-STRIPS Mat 19-Sep-2024	7.58%
Gsec C-STRIPS Mat 15-Dec-2024	7.20%
Total	53.95%

Deposits, Money Mkt Securities and Net Current Assets.	14.01%
---	---------------

Grand Total	100.00%
--------------------	----------------

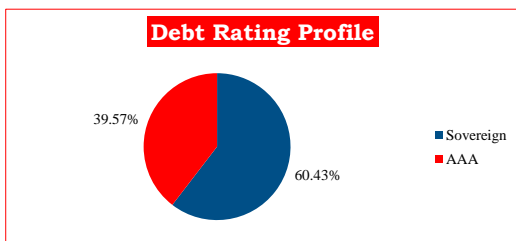
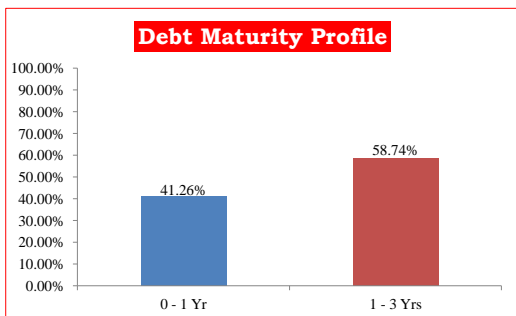
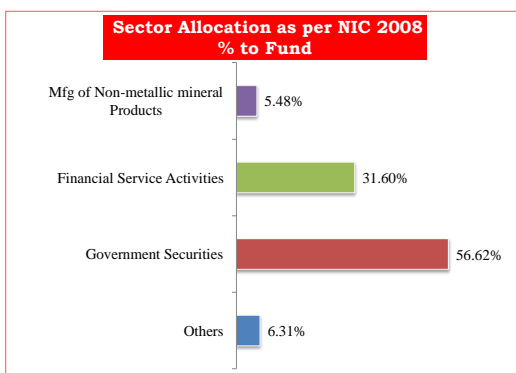
Debt Parameters	
Portfolio Yield (%)	7.23%
Avg Maturity (In Months)	11.45
Modified Duration (In Years)	0.88

AUM (in Lakhs)

Equity	Debt	MMI & Others	Total
-	1,256.14	204.70	1,460.85

Fund Manager	No. Of Funds Managed		
	Equity Fund	Debt Fund	Hybrid Fund
Mr Kailash Lalwani	6	13	20

Asset Category	F&U Mandate	% of Actual
Money Market Insts	100%	100.00%
Public Deposits		
Govt. Securities		
Corporate Bonds		
Equity	0%	0.00%



BlueChip Fund as on August 31, 2023

Fund Objective : The fund aims to provide medium to long term capital appreciation by investing in a portfolio of pre-dominantly large cap companies which can perform through economic and market cycles. The fund will invest at least 80% of the AUM in companies which have a market capitalization greater than the company with the least weight in BSE100 index. The fund may also invest upto 20% in money market instruments/cash.

SFIN Code	: ULIF03501/01/10BlueChipFd101
Inception Date	: 05 Jan 2010
NAV	: 39.4202

Fund V/s Benchmark Performance		
Period	Returns (%)	Benchmark Returns (%)#
Inception	10.56%	9.89%
10 Years	15.43%	13.76%
7 Years	12.20%	11.86%
5 Years	10.95%	10.46%
3 Years	19.17%	19.85%
2 Years	6.58%	6.66%
1 Year	9.57%	8.47%
6 Months	11.67%	12.70%
1 Month	-1.53%	-1.91%

BSE-100

Note: Returns over 1 year have been annualized.

Portfolio

Equity	% to Fund
HDFC Bank Limited	9.45%
Reliance Industries Limited	7.82%
ICICI Bank Limited	7.17%
Infosys Limited	6.87%
Larsen & Toubro Limited	3.90%
Axis Bank Limited	3.49%
ITC Limited	3.40%
Tata Consultancy Services Limited	3.40%
Kotak Nifty Bank ETF	2.73%
SBI-ETF Nifty Bank	2.73%
Nippon India ETF Nifty Bank BeS	2.73%
Mahindra & Mahindra Ltd.	2.56%
Bajaj Finance Ltd	2.24%
Hindustan Unilever Limited	2.23%
UltraTech Cement Limited	2.18%
Maruti Suzuki India Ltd	1.72%
Kotak Mahindra Bank Limited	1.67%
Tata Steel Limited	1.57%
Dr Reddys Laboratories Limited	1.51%
Asian Paints (India) Ltd	1.50%
Bharti Airtel Ltd - Partly Paid	1.43%
Cipla Limited	1.23%
NTPC Ltd.	1.08%
Titan Company Limited	1.05%
SBI Mutual Fund - SBI ETF Private Bank	1.02%
SBI Life Insurance Company Limited	0.87%
LTIMindtree Limited	0.80%
Jio Financial Services Ltd	0.76%
State Bank of India	0.76%
HCL Technologies Limited	0.75%
Siemens Ltd	0.72%
Sun Pharmaceutical Industries Limited	0.68%
Lupin Limited	0.64%
Nestle India Limited	0.63%
Bharat Petroleum Corporation Ltd	0.63%
Power Grid Corporation of India Ltd	0.60%
Apollo Hospitals Enterprise Limited	0.59%
Avenue Supermarts Ltd	0.57%
IndusInd Bank Limited	0.51%
Others	11.61%
Total	97.80%

Deposits, Money Mkt Securities and Net Current Assets.	2.20%
---	--------------

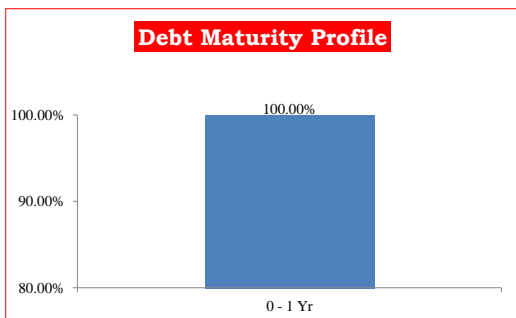
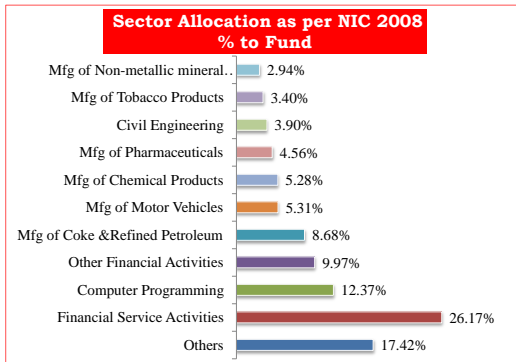
Grand Total	100.00%
--------------------	----------------

AUM (₹ in Lakhs)

Equity	Debt	MMI & Others	Total
797,292.06	-	17,893.71	815,185.77

Fund Manager	No. Of Funds Managed		
	Equity Fund	Debt Fund	Hybrid Fund
Mr Nishit Dholakia	7	-	3

Asset Category	F&U Mandate	% of Actual
Money Market Insts	0% to 20%	2.08%
Public Deposits		
Govt. Securities	0%	0.00%
Corporate Bonds		
Equity	80% to 100%	97.80%
Net Current Assets	-	0.12%



Income Fund as on August 31, 2023

Fund Objective : The fund aims to provide superior returns through investments in high credit quality debt instruments while maintaining an optimal level of interest rate risk. The fund may also invest upto 20% in money market instruments/cash.

SFIN Code	: ULIF03401/01/10IncomeFund101
Inception Date	: 05 Jan 2010
NAV	: 25.5752

Fund V/s Benchmark Performance		
Period	Returns (%)	Benchmark Returns (%)#
Inception	7.12%	7.67%
10 Years	7.12%	8.39%
7 Years	5.49%	6.93%
5 Years	6.21%	7.70%
3 Years	3.55%	4.86%
2 Years	2.95%	4.53%
1 Year	5.19%	6.94%
6 Months	3.67%	4.48%
1 Month	0.44%	0.60%

CRISIL Composite Bond Fund Index
Note: Returns over 1 year have been annualized.

Portfolio	
Debentures / Bonds	% to Fund
HDFC Bank Ltd	9.92%
State Bank of India	4.62%
LIC Housing Finance Ltd	3.92%
Bajaj Finance Ltd	3.40%
Sikka Ports And Terminals	2.62%
IDFC First Bank Limited	1.79%
ICICI Bank Ltd	1.34%
Mahindra and Mahindra Financial Services Ltd	1.33%
Embassy Office Parks REIT	1.13%
ICICI Securities Primary Dealership Ltd	0.98%
Others	4.08%
Total	35.11%

Government Securities	% to Fund
7.26% GOI Mat 06-Feb-2033	18.69%
7.18% GOI Mat 24-Jul-2037	17.01%
7.26% GOI Mat 22-Aug-2032	4.05%
7.61% GOI Mat 09-May-2030	3.50%
7.64% Food Corp of India Bond GOI Mat 12-Dec-2029	3.21%
7.25% GOI Mat 12-Jun-2063	1.34%
Gsec C-STRIPS Mat 19-Sep-2026	1.34%
Gsec C-STRIPS Mat 19-Sep-2025	1.32%
7.60% Food Corp of India Bond GOI Mat 09-Jan-2030	1.21%
7.39% Tamil Nadu SDL Mat 10-May-2033	1.10%
Others	9.34%
Total	62.09%

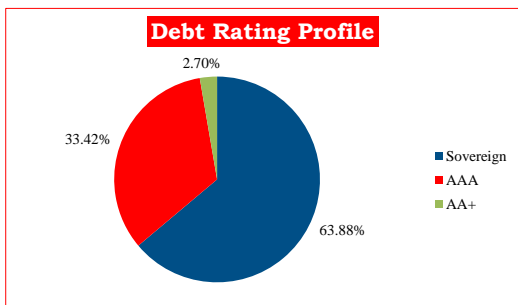
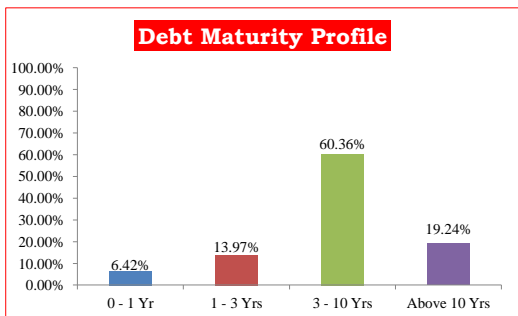
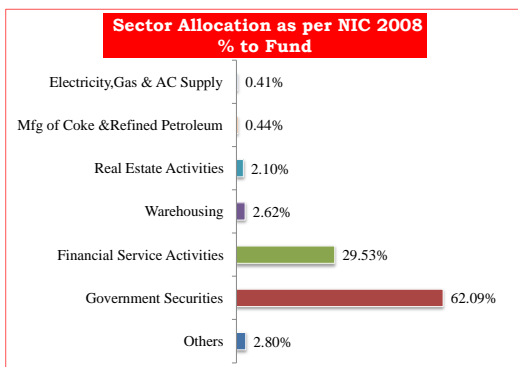
Deposits, Money Mkt Securities and Net Current Assets.	2.80%
Grand Total	100.00%

Debt Parameters	
Portfolio Yield (%)	7.39%
Avg Maturity (In Months)	92.95
Modified Duration (In Years)	5.42

AUM (in Lakhs)			
Equity	Debt	MMI & Others	Total
-	209,942.87	6,037.49	215,980.37

Fund Manager	No. Of Funds Managed		
	Equity Fund	Debt Fund	Hybrid Fund
Mr Vineet Choraria	1	29	2

Asset Category	F&U Mandate	% of Actual
Money Market Insts	0% to 20%	0.77%
Public Deposits		
Govt. Securities	80% to 100%	97.20%
Corporate Bonds		
Equity	0%	0.00%
Net Current Assets	-	2.03%



Opportunities Fund as on August 31, 2023

Fund Objective : The fund aims to generate long term capital appreciation by investing pre-dominantly in mid cap stocks which are likely to be the blue chips of tomorrow. The fund will invest in stocks which have a market capitalization equal to or lower than the market capitalization of the highest weighted stock in the NSE CNX Midcap Index. The fund may also invest upto 20% in money market instruments/cash.

SFIN Code	: ULIF03601/01/10OpprtntyFd101
Inception Date	: 05 Jun 2010
NAV	: 55.5584

Fund V/s Benchmark Performance		
Period	Returns (%)	Benchmark Returns (%)#
Inception	13.38%	12.70%
10 Years	20.15%	19.50%
7 Years	13.27%	14.28%
5 Years	12.85%	14.45%
3 Years	25.18%	32.85%
2 Years	11.06%	17.33%
1 Year	18.15%	24.26%
6 Months	23.61%	29.89%
1 Month	2.76%	3.70%

Nifty MidCap 100
Note: Returns over 1 year have been annualized.

Portfolio

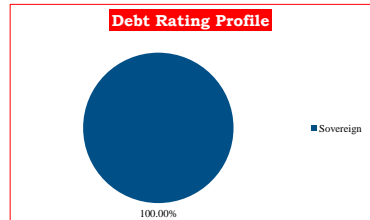
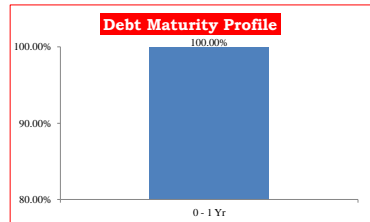
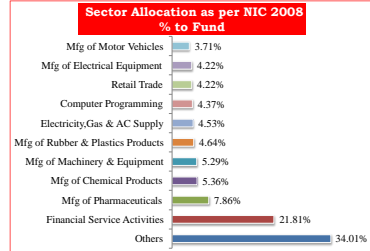
Equity	% to Fund
Trent Ltd.	2.72%
The Indian Hotels Company Ltd	2.41%
AU Small Finance Bank Limited	2.37%
Federal Bank Limited	2.33%
REC Limited	1.82%
Tvs Motor Company Ltd.	1.77%
IndusInd Bank Limited	1.72%
Sundaram Finance Limited	1.66%
Max Financial Services Limited	1.65%
Apollo Hospitals Enterprise Limited	1.65%
Page Industries Ltd	1.61%
Cholamandalam Investment & Finance Company Ltd	1.57%
Bharat Electronics Ltd	1.56%
Balkrishna Industries Ltd.	1.54%
Bharat Forge Ltd	1.51%
Mahindra & Mahindra Financial Services Limited	1.50%
Volta Ltd	1.45%
Indraprastha Gas Ltd.	1.43%
Crompton Greaves Consumer Electricals Ltd	1.34%
Ashok Leyland Limited	1.34%
Alkem Laboratories Ltd	1.33%
Cummins India Ltd.	1.32%
Bajaj Holdings & Investment Limited	1.25%
Shriram Finance Ltd	1.24%
IPCA Laboratories Ltd	1.22%
SRF Limited	1.17%
Mphasis Limited	1.17%
Astral Limited	1.17%
CG Power and Industrial Solutions Limited	1.16%
The Ramco Cements Ltd	1.15%
IDFC Limited	1.11%
P I Industries Limited	1.11%
Zee Entertainment Enterprises Limited	1.10%
Godrej Properties Limited	1.09%
Coforge Limited	1.08%
Tata Power Co. Ltd	1.05%
Jindal Steel & Power Limited	1.04%
Lupin Limited	1.02%
MRF Ltd.	1.01%
L&T Technology Services Ltd	1.00%
Torrent Power Ltd.	0.98%
Emami Ltd	0.98%
LIC Housing Finance Limited	0.91%
Persistent Systems Ltd.	0.86%
3M India Ltd	0.86%
Tube Investments of India Ltd.	0.84%
Container Corporation of India Ltd	0.82%
Bata India Ltd	0.81%
Krishna Institute of Medical Sciences Limited	0.79%
Zydus Lifesciences Limited	0.79%
Hindustan Petroleum Corporation Ltd.	0.76%
Sona BLW Precision Forgings Limited	0.73%
Canara Bank	0.70%
Finolex Cables Ltd	0.70%
Tata Communications Ltd	0.70%
Gujarat Gas Limited	0.69%
Supreme Industries Ltd	0.68%
Schaeffler India Limited	0.67%
UNO Minda Limited	0.67%
Jubilant FoodWorks Ltd	0.62%
ACC Ltd.	0.61%
Whirlpool of India Limited	0.59%
Dalmia Bharat Limited	0.59%
Rainbow Childrens Medicare Ltd	0.58%
City Union Bank Ltd	0.56%
Abbot India Ltd	0.56%
Info Edge (India) Limited	0.56%
Kansai Nerolac Paints Ltd	0.55%
Tata Chemicals Ltd	0.53%
Sun TV Network Ltd	0.52%
Timken India Ltd	0.52%
SKF India Ltd	0.52%
Bayer CropScience Ltd.	0.51%
Others	16.63%
Total	97.15%

Deposits, Money Mkt Securities and Net Current Assets.	2.85%
Grand Total	100.00%

AUM (in Lakhs)			
Equity	Debt	MMI & Others	Total
3,185,144.52	-	93,374.29	3,278,518.80

Fund Manager	No. Of Funds Managed		
	Equity Fund	Debt Fund	Hybrid Fund
Mr Nishit Dholakia	7	-	3

Asset Category	F&U Mandate	% of Actual
Money Market Inst	0% to 20%	2.71%
Public Deposits		
Govt. Securities	0%	0.00%
Corporate Bonds		
Equity	80% to 100%	97.15%
Net Current Assets	-	0.14%



Vantage Fund as on August 31, 2023

Fund Objective : The Vantage Fund dynamically manages the asset allocation between equity and fixed income instruments to deliver higher returns through equity exposure, combined with the stability of the fixed income exposure. The fund returns are likely to be volatile due to market movements.

SFIN Code	: ULIF03701/01/10VantageFnd101
Inception Date	: 05 Jan 2010
NAV	: 34.1724

Fund V/s Benchmark Performance		
Period	Returns (%)	Benchmark Returns (%)#
Inception	9.41%	N/A
10 Years	12.54%	N/A
7 Years	8.32%	N/A
5 Years	6.68%	N/A
3 Years	11.24%	N/A
2 Years	4.89%	N/A
1 Year	6.97%	N/A
6 Months	8.11%	N/A
1 Month	-0.76%	N/A

#NA
Note: Returns over 1 year have been annualized.

Portfolio

Equity	% to Fund
HDFC Bank Limited	7.04%
Reliance Industries Limited	4.94%
ICICI Bank Limited	4.90%
Infosys Limited	3.50%
ITC Limited	2.32%
Axis Bank Limited	2.32%
Larsen & Toubro Limited	2.19%
Tata Consultancy Services Limited	1.96%
Bharti Airtel Ltd	1.53%
Hindustan Unilever Limited	1.36%
Aditya Birla Sun Life Nifty Bank Etf	1.36%
UltraTech Cement Limited	1.26%
Mahindra & Mahindra Ltd.	1.23%
Maruti Suzuki India Ltd	1.14%
Kotak Mahindra Bank Limited	1.14%
Dr Reddys Laboratories Limited	1.10%
Bajaj Finance Ltd	1.08%
State Bank of India	1.06%
HCL Technologies Limited	0.97%
Asian Paints (India) Ltd	0.82%
IndusInd Bank Limited	0.81%
Titan Company Limited	0.78%
Tata Steel Limited	0.72%
NTPC Ltd.	0.63%
Lupin Limited	0.56%
Nippon India ETF Nifty Bank BeES	0.52%
Others	12.91%
Total	60.15%

Debentures / Bonds	% to Fund
LIC Housing Finance Ltd	5.57%
IOT Utkal Energy Services Limited	4.88%
Sikka Ports And Terminals	3.06%
HDFC Bank Ltd	2.44%
Power Finance Corporation Ltd	1.44%
ICICI Securities Primary Dealership Ltd	0.71%
Tata Steel Ltd	0.14%
Total	18.25%

Government Securities	% to Fund
7.59% GOI Mat 11-Jan-2026	4.49%
7.68% Tamil Nadu Uday Mat 22-Mar-2026	4.43%
5.22% GOI Mat 15-JUN-2025	2.95%
7.27% GOI Mat 08-Apr-2026	1.93%
7.59% GOI Mat 20-Mar-2029	1.40%
7.26% GOI Mat 14-Jan-2029	0.91%
7.57% GOI Mat 17-Jun-2033	0.54%
8.30% GOI Mat 02-Jul-2040	0.30%
7.90% Tamil Nadu Uday Mat 22-Mar-2027	0.27%
8.02% Tamil Nadu Uday Mat 22-Mar-2025	0.27%
Others	0.00%
Total	17.49%

Deposits, Money Mkt Securities and Net Current Assets.	4.11%
---	--------------

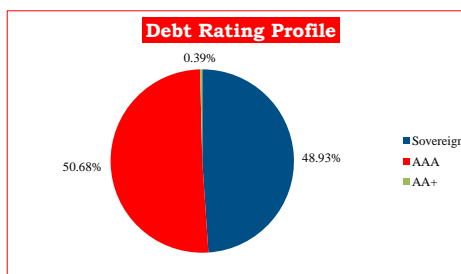
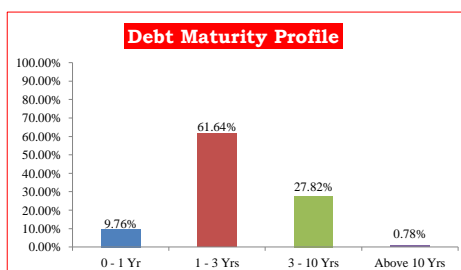
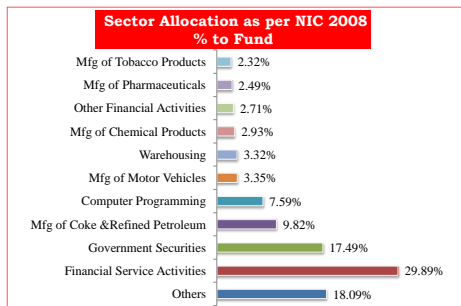
Grand Total	100.00%
--------------------	----------------

Debt Parameters	
Portfolio Yield (%)	7.38%
Avg Maturity (In Months)	35.82
Modified Duration (In Years)	2.41

AUM (in Lakhs)			
Equity	Debt	MMI & Others	Total
4,351.05	2,585.30	297.68	7,234.03

Fund Manager	No. Of Funds Managed		
	Equity Fund	Debt Fund	Hybrid Fund
Mr Vineet Choraria	1	29	2
Mr Abhishek Agarwal	-	-	22

Asset Category	F&U Mandate	% of Actual
Money Market Insts	0% to 40%	3.08%
Public Deposits		
Govt. Securities		35.74%
Corporate Bonds	10% to 70%	
Equity	10% to 70%	60.15%
Net Current Assets	-	1.03%



Balanced Fund as on August 31, 2023

Fund Objective : To invest in Debt and Equity securities so as to combine the stability of Debt instruments with the long term capital appreciation potential of Equities.

SFIN Code	: ULI0390109/10BalancedFd101
Inception Date	: 08 Sep 2010
NAV	: 31.982

Fund V/s Benchmark Performance		
Period	Returns (%)	Benchmark Returns (%)#
Inception	9.37%	9.07%
10 Years	12.17%	11.61%
7 Years	9.39%	9.88%
5 Years	8.83%	9.36%
3 Years	13.32%	13.86%
2 Years	5.09%	5.80%
1 Year	7.89%	7.86%
6 Months	8.64%	9.41%
1 Month	-0.76%	-0.91%

60% BSE-100 40% CRISIL Composite Bond Fund Index
Note: Returns over 1 year have been annualized.

Portfolio

Equity	% to Fund
HDFC Bank Limited	6.50%
ICICI Bank Limited	5.19%
Reliance Industries Limited	5.08%
Infosys Limited	3.54%
Axis Bank Limited	2.44%
ITC Limited	2.35%
Larsen & Toubro Limited	2.25%
Tata Consultancy Services Limited	1.99%
Bharti Airtel Ltd	1.57%
Hindustan Unilever Limited	1.39%
Aditya Birla Sun Life Nifty Bank Erf	1.37%
UltraTech Cement Limited	1.28%
Mahindra & Mahindra Ltd.	1.25%
Maruti Suzuki India Ltd	1.16%
Kotak Mahindra Bank Limited	1.15%
Dr Reddys Laboratories Limited	1.12%
Bajaj Finance Ltd	1.08%
State Bank of India	1.07%
HCL Technologies Limited	0.98%
IndusInd Bank Limited	0.96%
Asian Paints (India) Ltd	0.83%
Titan Company Limited	0.80%
Tata Steel Limited	0.72%
NTPC Ltd.	0.64%
Nippon India ETF Nifty Bank BeES	0.53%
Others	13.52%
Total	60.77%

Debentures / Bonds	% to Fund
HDFC Bank Ltd	3.13%
LIC Housing Finance Ltd	1.99%
IDFC First Bank Limited	1.82%
Bajaj Finance Ltd	1.30%
Mahindra and Mahindra Financial Services Ltd	1.20%
Indian Railway Finance Corporation Ltd	0.57%
State Bank of India	0.54%
National Bank For Agriculture & Rural Development	0.39%
HDB Financial Services Ltd	0.30%
Tata Steel Ltd	0.23%
Others	1.44%
Total	12.92%

Government Securities	% to Fund
7.26% GOI Mat 06-Feb-2033	4.38%
7.18% GOI Mat 24-Jul-2037	3.98%
7.26% GOI Mat 22-Aug-2032	2.93%
7.38% GOI Mat 20-Jun-2027	2.23%
7.10% GOI Mat 18-Apr-2029	2.14%
6.45% GOI Mat 07-Oct-2029	1.73%
7.06% GOI Mat 10-Apr-2028	1.14%
7.30% GOI Mat 19-Jun-2053	0.70%
7.25% GOI Mat 12-Jun-2063	0.46%
7.74% Karnataka SDL Mat 23-Nov-2037	0.45%
Others	4.23%
Total	24.36%

Deposits, Money Mkt Securities and Net Current Assets.	1.95%
---	--------------

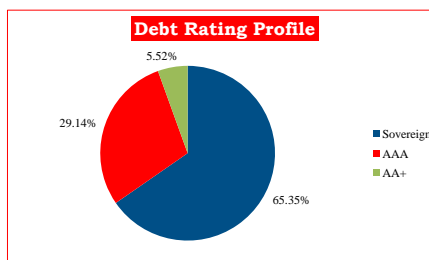
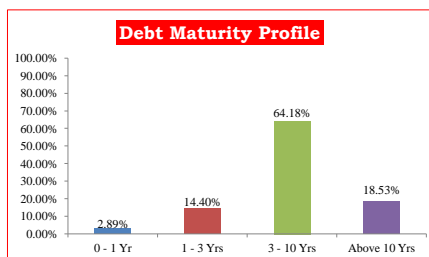
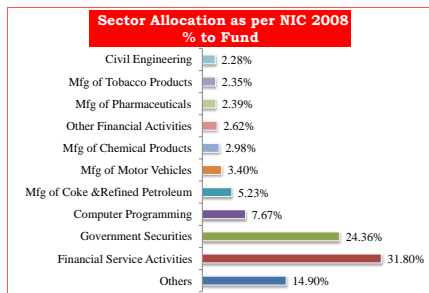
Grand Total	100.00%
--------------------	----------------

Debt Parameters	
Portfolio Yield (%)	7.37%
Avg Maturity (In Months)	93.99
Modified Duration (In Years)	5.20

AUM (in Lakhs)			
Equity	Debt	MMI & Others	Total
442,417.53	271,425.86	14,163.07	728,006.46

Fund Manager	No. Of Funds Managed		
	Equity Fund	Debt Fund	Hybrid Fund
Mr Pranav Parekh	-	6	9
Mr Abhishek Agarwal	-	-	22

Asset Category	F&U Mandate	% of Actual
Money Market Insts	0% to 20%	0.42%
Public Deposits		
Govt. Securities	0% to 60%	37.28%
Corporate Bonds	40% to 80%	60.77%
Equity		
Net Current Assets	-	1.52%



Highest NAV Guarantee Fund as on August 31, 2023

Fund Objective : To Generate Returns from Hybrid asset Allocation Portfolio over 10 year Term of Fund

SFIN Code	: ULIF04001/09/10HighestNAV101
Inception Date	: 08 Sep 2010
NAV	: 19.4617

Fund V/s Benchmark Performance		
Period	Returns (%)	Benchmark Returns (%)#
Inception	5.26%	N/A
10 Years	6.81%	N/A
7 Years	5.03%	N/A
5 Years	4.21%	N/A
3 Years	5.33%	N/A
2 Years	3.05%	N/A
1 Year	4.58%	N/A
6 Months	3.69%	N/A
1 Month	0.03%	N/A

#NA
Note: Returns over 1 year have been annualized.

Portfolio	
Equity	% to Fund
Reliance Industries Limited	1.05%
ITC Limited	0.97%
ICICI Bank Limited	0.39%
Jio Financial Services Ltd	0.38%
Infosys Limited	0.23%
Others	1.74%
Total	4.76%

Debentures / Bonds	% to Fund
IDFC First Bank Limited	9.82%
ICICI Securities Primary Dealership Ltd	7.52%
HDFC Bank Ltd	4.21%
Mahindra and Mahindra Financial Services Ltd	1.70%
L&T Interstate Road Corridor Ltd	1.25%
LIC Housing Finance Ltd	0.94%
IOT Utkal Energy Services Limited	0.48%
Cholamandalam Investment & Finance Company Ltd	0.42%
Total	26.36%

Government Securities	% to Fund
Gsec C-STRIPS Mat 15-Dec-2023	32.18%
Gsec C-STRIPS Mat 22-Feb-2025	13.23%
Gsec C-STRIPS Mat 09-Mar-2024	9.02%
Gsec C-STRIPS Mat 26-Oct-2023	7.28%
Gsec C-STRIPS Mat 12-Jun-2024	2.08%
Gsec C-STRIPS Mat 19-Sep-2024	1.18%
Gsec C-STRIPS Mat 09-Mar-2025	1.14%
7.72% GOI Mat 25-May-2025	0.17%
Total	66.28%

Deposits, Money Mkt Securities and Net Current Assets.	2.61%
---	--------------

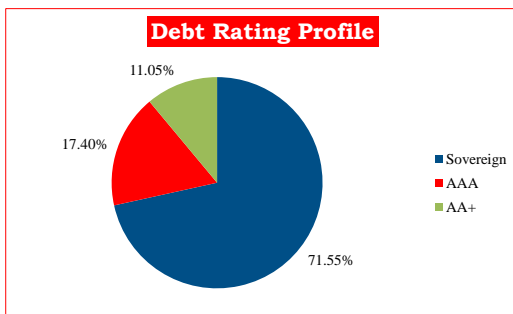
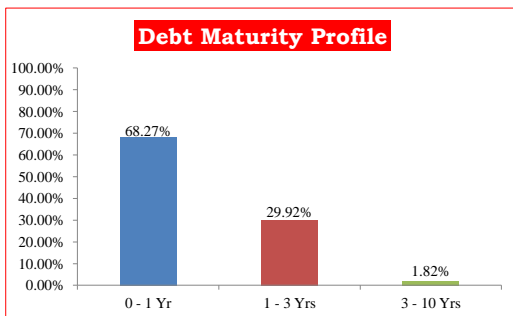
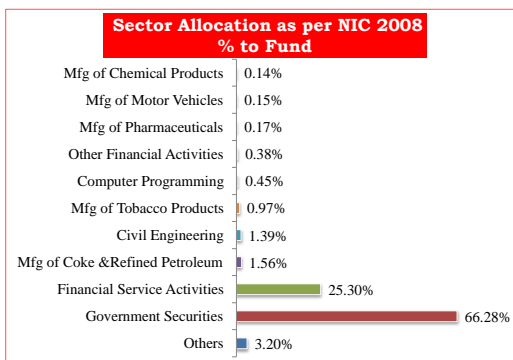
Grand Total	100.00%
--------------------	----------------

Debt Parameters	
Portfolio Yield (%)	7.07%
Avg Maturity (In Months)	8.83
Modified Duration (In Years)	0.68

AUM (in Lakhs)			
Equity	Debt	MMI & Others	Total
564.93	10,996.94	309.82	11,871.69

Fund Manager	No. Of Funds Managed		
	Equity Fund	Debt Fund	Hybrid Fund
Mr Badrish Kulhali	-	-	3
Mr Nishit Dholakia	7	-	3

Asset Category	F&U Mandate	% of Actual
Money Market Insts		
Public Deposits	0% to 100%	93.76%
Govt. Securities		
Corporate Bonds		
Equity	0% to 100%	4.76%
Net Current Assets	-	1.48%



Short Term Fund as on August 31, 2023

Fund Objective : To invest in Government securities, high grade corporate bonds and money market instruments with a maximum outstanding maturity limit of 3 years

SFIN Code	: ULIF03801/09/10ShortTrmFd101
Inception Date	: 14 Sep 2010
NAV	: 21.506

Fund V/s Benchmark Performance		
Period	Returns (%)	Benchmark Returns (%)#
Inception	6.08%	7.78%
10 Years	5.76%	7.89%
7 Years	4.57%	6.94%
5 Years	4.43%	7.16%
3 Years	3.52%	5.22%
2 Years	3.52%	4.83%
1 Year	5.22%	6.72%
6 Months	3.31%	4.08%
1 Month	0.43%	0.60%

CRISIL Short Term Bond Fund Index
Note: Returns over 1 year have been annualized.

Portfolio	
Debentures / Bonds	% to Fund
Kotak Mahindra Prime Ltd.	8.85%
HDFC Bank Ltd	7.66%
Sundaram Finance Ltd	6.64%
Ultratech Cement Ltd	6.61%
Power Finance Corporation Ltd	3.72%
National Bank For Agriculture & Rural Development	3.56%
IOT Utkal Energy Services Limited	0.52%
Total	37.56%

Government Securities	% to Fund
8.14% Karnataka SDL Mat 13-Nov-2025	12.45%
8.12% Gujarat SDL Mat 13-Nov-2025	12.44%
8.67% Maharashtra SDL Mat 24-Feb-2026	10.09%
7.98% Karnataka SDL Mat 14-Oct-2025	9.48%
7.27% GOI Mat 08-Apr-2026	7.37%
8.33% GOI Mat 09-Jul-2026	3.78%
Gsec C-STRIPS Mat 19-Mar-2025	2.31%
Total	57.92%

Deposits, Money Mkt Securities and Net Current Assets.	4.52%
---	--------------

Grand Total	100.00%
--------------------	----------------

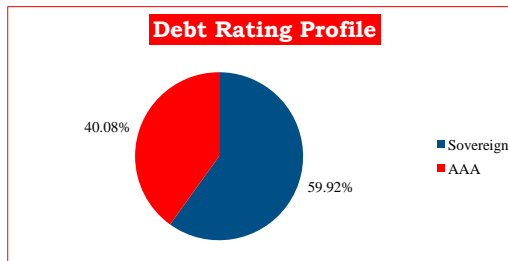
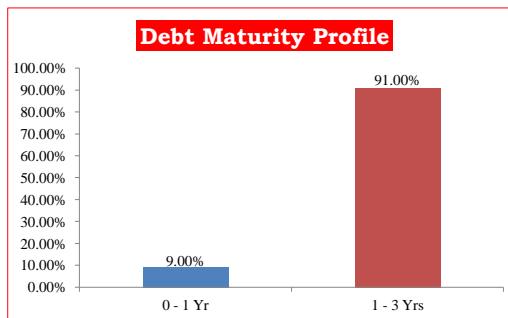
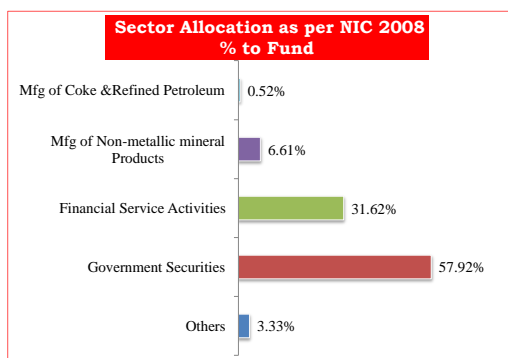
Debt Parameters	
Portfolio Yield (%)	7.39%
Avg Maturity (In Months)	22.90
Modified Duration (In Years)	1.69

AUM (in Lakhs)

Equity	Debt	MMI & Others	Total
-	3,896.67	184.68	4,081.34

Fund Manager	No. Of Funds Managed		
	Equity Fund	Debt Fund	Hybrid Fund
Mr Kailash Lalwani	6	13	20

Asset Category	F&U Mandate	% of Actual
Money Market Insts	100%	100.00%
Public Deposits		
Govt. Securities		
Corporate Bonds		
Equity	0%	0.00%



Capital Guarantee Fund as on August 31, 2023

Fund Objective : To Generate Returns from Hybrid asset Allocation Portfolio with a guarantee that the corpus at the end of the investment horizon is at least equal to initial Capital.

SFIN Code	: ULIF04126/10/10CaptGuaFd101
Inception Date	: 02 Nov 2010
NAV	: 31.7047

Fund V/s Benchmark Performance		
Period	Returns (%)	Benchmark Returns (%)#
Inception	9.41%	N/A
10 Years	12.38%	N/A
7 Years	10.73%	N/A
5 Years	9.96%	N/A
3 Years	21.72%	N/A
2 Years	10.74%	N/A
1 Year	10.95%	N/A
6 Months	7.46%	N/A
1 Month	-0.55%	N/A

NA
Note: Returns over 1 year have been annualized.

Portfolio

Equity	% to Fund
ICICI Bank Limited	8.65%
Reliance Industries Limited	7.24%
Tech Mahindra Limited	7.23%
Wipro Limited	4.59%
Bharti Airtel Ltd - Partly Paid	4.07%
UltraTech Cement Limited	3.33%
Bharat Petroleum Corporation Ltd	2.46%
Jio Financial Services Ltd	0.70%
Others	0.05%
Total	38.33%

Deposits, Money Mkt Securities and Net Current Assets.	61.67%
---	---------------

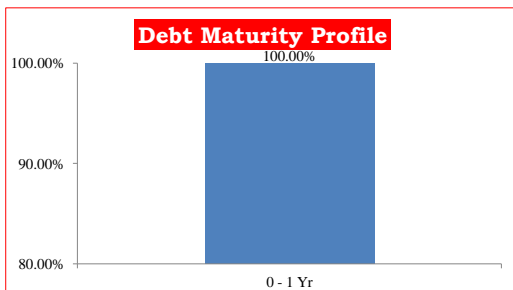
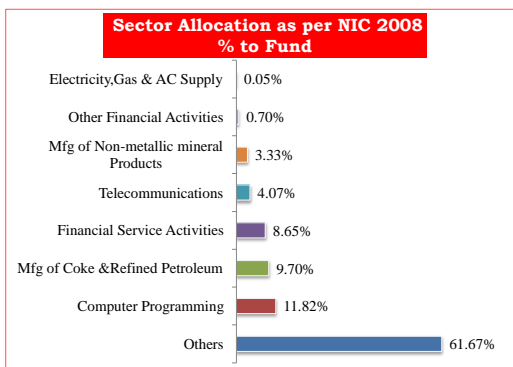
Grand Total	100.00%
--------------------	----------------

Debt Parameters	
Portfolio Yield (%)	6.62%
Avg Maturity (In Months)	0.03
Modified Duration (In Years)	0.00

AUM (in Lakhs)			
Equity	Debt	MMI & Others	Total
1.91	-	3.07	4.99

Fund Manager	No. Of Funds Managed		
	Equity Fund	Debt Fund	Hybrid Fund
Mr Badrish Kulhali	-	-	3
Mr Nishit Dholakia	7	-	3

Asset Category	F&U Mandate	% of Actual
Money Market Insts	0% to 100%	41.50%
Public Deposits		
Govt. Securities		
Corporate Bonds		
Equity	0% to 100%	38.33%
Net Current Assets	-	20.17%



This page is intentionally left blank

Pension Super Plus Fund - 2012 as on August 31, 2023

Fund Objective : The fund aims to invest in Equity, Fixed Income Instruments, Liquid Mutual Funds and Money Market Instruments and actively manage the asset allocation between these categories to provide benefits at least equal to the guaranteed benefits.

SFIN Code	: ULIF04818/06/12PenSuPls12101
Inception Date	: 06 Dec 2012
NAV	: 23.8805

Fund V/s Benchmark Performance		
Period	Returns (%)	Benchmark Returns (%)#
Inception	8.44%	N/A
10 Years	9.53%	N/A
7 Years	7.75%	N/A
5 Years	7.15%	N/A
3 Years	11.79%	N/A
2 Years	4.98%	N/A
1 Year	6.84%	N/A
6 Months	8.58%	N/A
1 Month	-1.12%	N/A

#NA
Note: Returns over 1 year have been annualized.

Portfolio	
Equity	% to Fund
Reliance Industries Limited	3.72%
ICICI Bank Limited	3.40%
HDFC Bank Limited	3.36%
Infosys Limited	3.16%
Larsen & Toubro Limited	3.06%
Tata Consultancy Services Limited	2.65%
ITC Limited	2.38%
Hindustan Unilever Limited	2.15%
Bajaj Finance Ltd	1.84%
Mahindra & Mahindra Ltd.	1.74%
Bharti Airtel Ltd	1.69%
State Bank of India	1.67%
Kotak Mahindra Bank Limited	1.64%
Axis Bank Limited	1.58%
Tata Motors Limited	1.36%
Asian Paints (India) Ltd	1.32%
Maruti Suzuki India Ltd	1.25%
HCL Technologies Limited	1.18%
Tata Steel Limited	1.17%
NTPC Ltd.	1.16%
Titan Company Limited	1.15%
Hindalco Industries Limited	1.12%
Grasim Industries Limited	1.05%
Sun Pharmaceutical Industries Limited	1.05%
Cipla Limited	0.99%
Adani Ports & Special Economic Zone Ltd	0.98%
Bajaj Finserv Ltd	0.97%
Oil & Natural Gas Corporation Ltd.	0.96%
Bajaj Auto Ltd.	0.94%
Dr Reddys Laboratories Limited	0.90%
UltraTech Cement Limited	0.85%
Wipro Limited	0.80%
Tech Mahindra Limited	0.78%
Power Grid Corporation of India Ltd	0.72%
Hero Motocorp Limited	0.66%
IndusInd Bank Limited	0.62%
Coal India Limited	0.60%
Eicher Motors Limited	0.58%
Others	0.84%
Total	58.03%

Debentures / Bonds	% to Fund
Embassy Office Parks REIT	7.05%
HDFC Bank Ltd	6.25%
India Grid Trust	4.66%
IOT Ukal Energy Services Limited	4.31%
State Bank of India	2.93%
IDFC First Bank Limited	1.75%
HDB Financial Services Ltd	1.37%
Bajaj Finance Ltd	0.94%
Mahindra and Mahindra Financial Services Ltd	0.85%
AXIS Bank Limited	0.74%
Total	30.87%

Government Securities	% to Fund
7.38% GOI Mat 20-Jun-2027	6.55%
Gsec C-STRIPS Mat 19-Mar-2025	1.74%
Gsec C-STRIPS Mat 09-Sep-2025	0.90%
Gsec C-STRIPS Mat 09-Mar-2025	0.80%
8.24% GOI Mat 15-Feb-2027	0.01%
Total	10.00%

Deposits, Money Mkt Securities and Net Current Assets.	1.11%
---	--------------

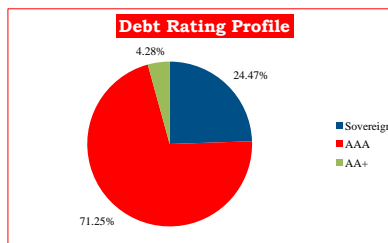
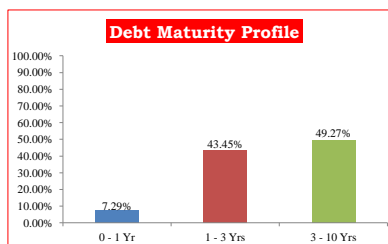
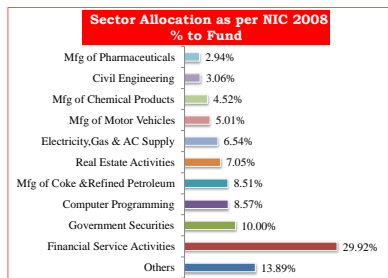
Grand Total	100.00%
--------------------	----------------

Debt Parameters	
Portfolio Yield (%)	7.52%
Avg Maturity (In Months)	38.61
Modified Duration (In Years)	2.99

AUM (in Lakhs)			
Equity	Debt	MMI & Others	Total
62,413.82	43,953.57	1,188.78	107,556.17

Fund Manager	No. Of Funds Managed		
	Equity Fund	Debt Fund	Hybrid Fund
Mr Badrish Kulhall	-	-	3
Mr Nishit Dholakia	7	-	3

Asset Category	F&U Mandate	% of Actual
Money Market Insts	0% to 40%	0.05%
Public Deposits		
Govt. Securities	40% to 100%	40.87%
Corporate Bonds		
Equity	0% to 60%	58.03%
Net Current Assets	-	1.05%



Equity Plus Fund as on August 31, 2023

Fund Objective : The Equity Plus Fund aims at least 80% of the equity exposure to be limited to Nifty constituent stocks at any point in time and the balance of the equity exposure in non-Nifty constituent stocks

SFIN Code	: ULI05301/08/13EquityPlus101
Inception Date	: 24 Jun 2014
NAV	: 25.8757

Fund V/s Benchmark Performance		
Period	Returns (%)	Benchmark Returns (%)#
Inception	10.90%	10.67%
10 Years	N/A	N/A
7 Years	12.48%	11.86%
5 Years	11.38%	10.51%
3 Years	20.14%	19.13%
2 Years	7.20%	6.01%
1 Year	9.73%	8.42%
6 Months	11.23%	11.27%
1 Month	-1.66%	-2.53%

Nifty 50

Note: Returns over 1 year have been annualized.

Portfolio	
Equity	% to Fund
HDFC Bank Limited	9.03%
Reliance Industries Limited	8.69%
ICICI Bank Limited	8.53%
Infosys Limited	6.17%
Axis Bank Limited	4.19%
Larsen & Toubro Limited	3.79%
ITC Limited	3.61%
HDFC NIFTY Private Bank ETF	2.91%
SBI-ETF Nifty Bank	2.64%
Nippon India ETF Nifty Bank BeES	2.59%
Tata Consultancy Services Limited	2.45%
Hindustan Unilever Limited	2.31%
Kotak Nifty Bank ETF	2.26%
Dr Reddys Laboratories Limited	2.23%
Bajaj Finance Ltd	2.21%
UltraTech Cement Limited	2.19%
Mahindra & Mahindra Ltd.	2.14%
Bharti Airtel Ltd - Partly Paid	1.93%
Kotak Mahindra Bank Limited	1.78%
Asian Paints (India) Ltd	1.69%
Maruti Suzuki India Ltd	1.69%
Tata Steel Limited	1.53%
HCL Technologies Limited	1.46%
NTPC Ltd.	1.13%
Tech Mahindra Limited	1.11%
Titan Company Limited	0.94%
Power Grid Corporation of India Ltd	0.89%
Cipla Limited	0.80%
Grasim Industries Limited	0.77%
Hindalco Industries Limited	0.73%
Bajaj Auto Ltd.	0.65%
Lupin Limited	0.64%
Eicher Motors Limited	0.62%
Jio Financial Services Ltd	0.60%
Tata Consumer Products Limited	0.57%
IndusInd Bank Limited	0.54%
Apollo Hospitals Enterprise Limited	0.54%
Crompton Greaves Consumer Electricals Ltd	0.52%
Others	6.65%
Total	95.69%

Debentures / Bonds	% to Fund
LIC Housing Finance Ltd	0.25%
National Thermal Power Corporation Ltd	0.00%
Total	0.25%

Deposits, Money Mkt Securities and Net Current Assets.	4.07%
--	--------------

Grand Total	100.00%
--------------------	----------------

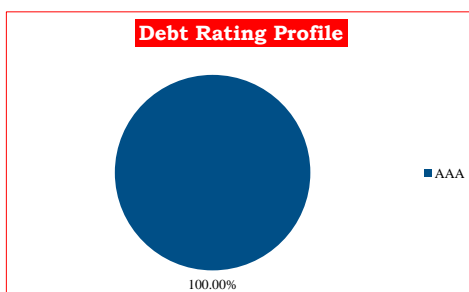
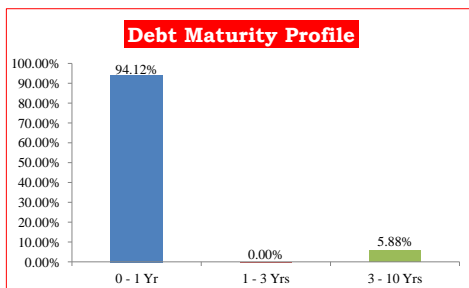
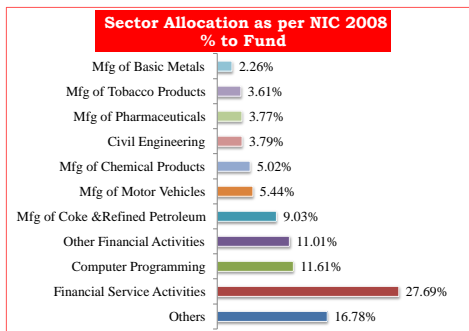
Debt Parameters	
Portfolio Yield (%)	6.68%
Avg Maturity (In Months)	3.14
Modified Duration (In Years)	0.21

AUM (₹ in Lakhs)

Equity	Debt	MMI & Others	Total
98,280.27	252.44	4,177.71	102,710.42

Fund Manager	No. Of Funds Managed		
	Equity Fund	Debt Fund	Hybrid Fund
Mr Kailash Lalwani	6	13	20
Mr Sumeet Hinduja	9	-	8

Asset Category	F&U Mandate	% of Actual
Money Market Insts	0% to 20%	3.94%
Public Deposits		
Govt. Securities	0% to 20%	0.25%
Corporate Bonds		
Equity	80% to 100%	95.69%
Net Current Assets	-	0.13%



Diversified Equity Fund as on August 31, 2023

Fund Objective : The Diversified Equity Fund aims to generate long term capital appreciation by investing in high potential companies across the market cap spectrum while taking active asset allocation calls in Equity, government securities, Money Market Instruments, Cash etc

SFIN Code	: ULIF05501/08/13DivrEqtyFd101
Inception Date	: 01 Jul 2014
NAV	: 31.7339

Fund V/s Benchmark Performance		
Period	Returns (%)	Benchmark Returns (%)#
Inception	13.42%	10.71%
10 Years	N/A	N/A
7 Years	13.87%	11.86%
5 Years	12.34%	10.46%
3 Years	20.39%	19.85%
2 Years	7.21%	6.66%
1 Year	11.02%	8.47%
6 Months	12.78%	12.70%
1 Month	-1.13%	-1.91%

BSE-100

Note: Returns over 1 year have been annualized.

Portfolio

Equity	% to Fund
HDFC Bank Limited	9.49%
ICICI Bank Limited	8.08%
Reliance Industries Limited	7.73%
Infosys Limited	6.66%
ICICI Prudential Nifty Private Bank ETF - Nifty Private Bank Index	4.54%
Axis Bank Limited	4.05%
Larsen & Toubro Limited	3.61%
ITC Limited	3.04%
Tata Consultancy Services Limited	2.42%
Dr Reddys Laboratories Limited	2.38%
UltraTech Cement Limited	2.26%
Mahindra & Mahindra Ltd.	1.95%
Hindustan Unilever Limited	1.94%
Bajaj Finance Ltd	1.84%
HDFC NIFTY Private Bank ETF	1.82%
HCL Technologies Limited	1.71%
Maruti Suzuki India Ltd	1.67%
Bharti Airtel Ltd - Partly Paid	1.66%
Tata Steel Limited	1.63%
Asian Paints (India) Ltd	1.38%
Tech Mahindra Limited	1.26%
Lupin Limited	1.24%
SBI-ETF Nifty Bank	1.13%
Kotak Nifty Bank ETF	1.10%
Ashok Leyland Limited	1.05%
Mahindra & Mahindra Financial Services Limited	1.00%
NTPC Ltd.	0.93%
Tata Power Co. Ltd	0.81%
Jio Financial Services Ltd	0.74%
Power Grid Corporation of India Ltd	0.73%
Crompton Greaves Consumer Electricals Ltd	0.70%
Bharat Petroleum Corporation Ltd	0.69%
Kotak Mahindra Bank Limited	0.64%
Grasim Industries Limited	0.62%
Voltas Ltd	0.61%
Bajaj Auto Ltd.	0.59%
Cipla Limited	0.58%
Siemens Ltd	0.55%
SBI Life Insurance Company Limited	0.55%
ICICI Prudential Life Insurance Company Limited	0.55%
Wipro Limited	0.54%
Others	13.15%
Total	99.63%

Deposits, Money Mkt Securities and Net Current Assets.	0.37%
---	--------------

Grand Total	100.00%
--------------------	----------------

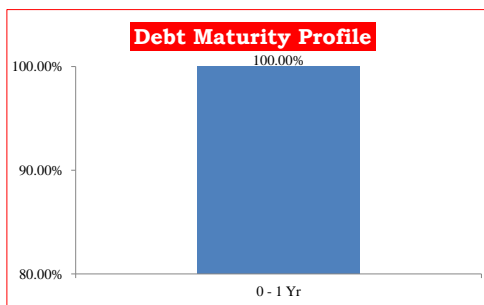
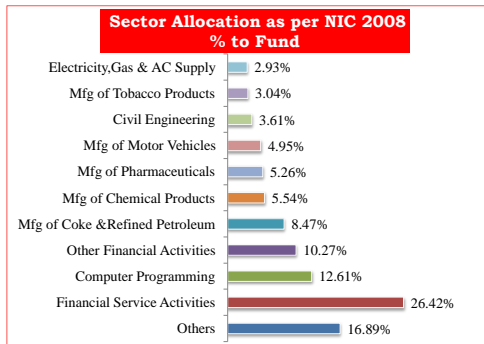
Debt Parameters	
Portfolio Yield (%)	6.62%
Avg Maturity (In Months)	0.03
Modified Duration (In Years)	0.00

AUM (₹ in Lakhs)

Equity	Debt	MMI & Others	Total
269,660.51	-	1,008.36	270,668.87

Fund Manager	No. Of Funds Managed		
	Equity Fund	Debt Fund	Hybrid Fund
Mr Kailash Lalwani	6	13	20
Mr Priyank Singhal	10	1	1

Asset Category	F&U Mandate	% of Actual
Money Market Instns	0% to 40%	0.24%
Public Deposits		
Govt. Securities	0% to 40%	0.00%
Corporate Bonds		
Equity	60% to 100%	99.63%
Net Current Assets	-	0.14%



Bond Fund as on August 31, 2023

Fund Objective : The Bond Fund aims to dynamically manage the allocation between government securities, Fixed Income instruments, Money Market instruments and Cash with the intent to dynamically manage the duration at a level that delivers superior risk adjusted returns.

SFIN Code	: ULIF05601/08/13Bond Funds101
Inception Date	: 23 Jun 2014
NAV	: 18.395

Fund V/s Benchmark Performance		
Period	Returns (%)	Benchmark Returns (%)#
Inception	6.85%	8.01%
10 Years	N/A	N/A
7 Years	5.73%	6.93%
5 Years	6.44%	7.70%
3 Years	3.67%	4.86%
2 Years	3.13%	4.53%
1 Year	5.25%	6.94%
6 Months	3.63%	4.48%
1 Month	0.43%	0.60%

CRISIL Composite Bond Fund Index

Note: Returns over 1 year have been annualized.

Portfolio	
Debentures / Bonds	% to Fund
HDFC Bank Ltd	8.90%
Bajaj Finance Ltd	6.90%
LIC Housing Finance Ltd	4.80%
State Bank of India	3.78%
IDFC First Bank Limited	3.53%
Hdfc Credila Financial Services Limited	2.39%
Cholamandalam Investment & Finance Company Ltd	1.74%
Sikka Ports And Terminals	1.50%
Embassy Office Parks REIT	1.16%
Mindspace Business Parks REIT	0.75%
Others	3.19%
Total	38.65%

Government Securities	% to Fund
7.26% GOI Mat 06-Feb-2033	18.62%
7.18% GOI Mat 24-Jul-2037	16.17%
7.26% GOI Mat 22-Aug-2032	3.59%
7.61% GOI Mat 09-May-2030	3.44%
7.59% GOI Mat 20-Mar-2029	2.59%
7.64% Food Corp of India Bond GOI Mat 12-Dec-2029	2.53%
7.25% GOI Mat 12-Jun-2063	1.31%
7.60% Food Corp of India Bond GOI Mat 09-Jan-2030	1.02%
7.39% Tamil Nadu SDL Mat 10-May-2033	0.99%
8.08% Tamil Nadu SDL Mat 26-Dec-2028	0.90%
Others	4.67%
Total	55.84%

Deposits, Money Mkt Securities and Net Current Assets.	5.51%
---	--------------

Grand Total	100.00%
--------------------	----------------

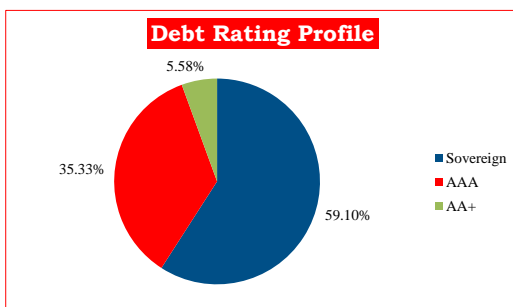
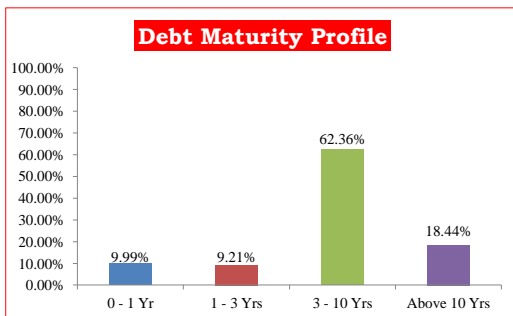
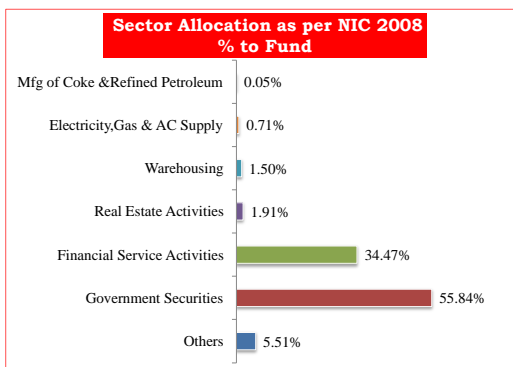
Debt Parameters	
Portfolio Yield (%)	7.39%
Avg Maturity (In Months)	92.42
Modified Duration (In Years)	5.36

AUM (in Lakhs)

Equity	Debt	MMI & Others	Total
-	36,958.06	2,155.21	39,113.27

Fund Manager	No. Of Funds Managed		
	Equity Fund	Debt Fund	Hybrid Fund
Mr Vineet Choraria	1	29	2

Asset Category	F&U Mandate	% of Actual
Money Market Insts	0% to 60%	3.19%
Public Deposits		94.49%
Govt. Securities	40% to 100%	0.00%
Corporate Bonds		2.32%
Equity	0%	-
Net Current Assets		-



Conservative Fund as on August 31, 2023

Fund Objective : The Conservative Fund is a pure Debt Fund which invests in Government securities, high grade Fixed Income Instruments, Liquid Mutual Fund and Money Market Instruments. The fund aims to deliver stable returns by investing in the short end of the yield curve to limit the volatility and risk of the Fund.

SFIN Code	: ULIF05801/08/13ConservFd101
Inception Date	: 11 Jul 2014
NAV	: 17.5685

Fund V/s Benchmark Performance		
Period	Returns (%)	Benchmark Returns (%)#
Inception	6.36%	7.55%
10 Years	N/A	N/A
7 Years	5.39%	6.94%
5 Years	5.75%	7.16%
3 Years	3.73%	5.22%
2 Years	3.45%	4.83%
1 Year	5.33%	6.72%
6 Months	3.38%	4.08%
1 Month	0.42%	0.60%

CRISIL Short Term Bond Fund Index
Note: Returns over 1 year have been annualized.

Portfolio	
Debentures / Bonds	% to Fund
Ultratech Cement Ltd	7.63%
Hindustan Petroleum Corporation Ltd	7.00%
Kotak Mahindra Prime Ltd.	4.99%
Sundaram Finance Ltd	4.74%
HDFC Bank Ltd	3.85%
National Bank For Agriculture & Rural Development	3.67%
Bajaj Finance Ltd	2.79%
Power Finance Corporation Ltd	2.64%
IDFC First Bank Limited	2.49%
Power Grid Corporation of India Ltd	2.16%
Others	4.78%
Total	46.74%

Government Securities	% to Fund
Gsec C-STRIPS Mat 19-Mar-2025	14.30%
7.38% GOI Mat 20-Jun-2027	7.43%
7.06% GOI Mat 10-Apr-2028	4.90%
8.94% Gujarat SDL Mat 24-Sep-2024	2.52%
8.84% Gujarat SDL Mat 16-Oct-2024	2.50%
7.51% Karnataka SDL Mat 11-Oct-2027	2.47%
7.98% Karnataka SDL Mat 14-Oct-2025	2.36%
Gsec C-STRIPS Mat 12-Jun-2027	1.89%
Gsec C-STRIPS Mat 19-Sep-2027	1.81%
8.33% GOI Mat 09-Jul-2026	1.77%
Others	4.17%
Total	46.13%

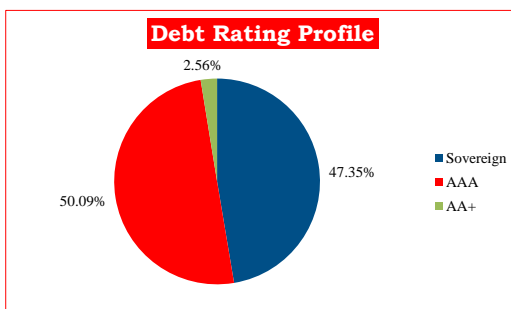
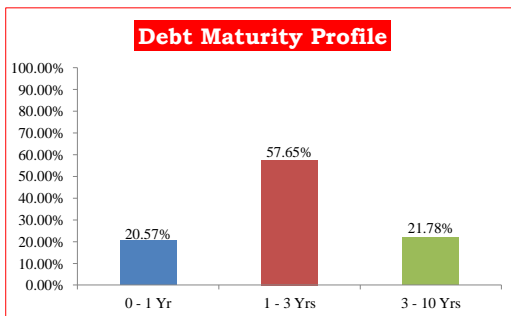
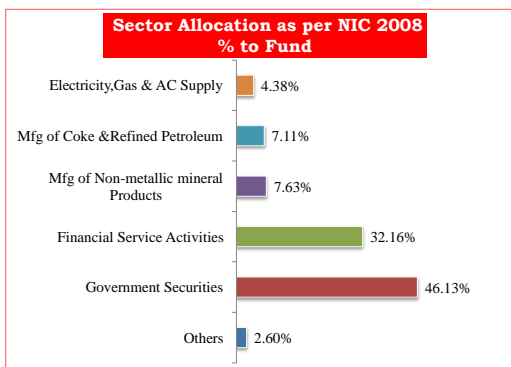
Deposits, Money Mkt Securities and Net Current Assets.	7.13%
Grand Total	100.00%

Debt Parameters	
Portfolio Yield (%)	7.38%
Avg Maturity (In Months)	23.87
Modified Duration (In Years)	1.75

AUM (in Lakhs)			
Equity	Debt	MMI & Others	Total
-	18,866.31	1,449.31	20,315.62

Fund Manager	No. Of Funds Managed		
	Equity Fund	Debt Fund	Hybrid Fund
Mr Kailash Lalwani	6	13	20

Asset Category	F&U Mandate	% of Actual
Money Market Insts	0% to 60%	5.04%
Public Deposits		
Govt. Securities	40% to 100%	92.87%
Corporate Bonds		
Equity	0%	0.00%
Net Current Assets	-	2.10%



Pension Income Fund as on August 31, 2023

Fund Objective : The Pension Income Fund aims to provide superior returns through investments in high credit quality Debt instruments while maintaining an optimal level of interest rate risk. In addition up to 20% of the Fund may be invested in cash and Money Market Instruments, Liquid Mutual Funds and Deposits to facilitate the day-to-day running of the Fund. Fund management would involve continual monitoring and credit evaluations with rigorous buy and sell disciplines to maximize upside potential and manage downside risk.

SFIN Code	: ULIF06101/04/14PenIncFund101
Inception Date	: 06 Oct 2015
NAV	: 15.0419

Fund V/s Benchmark Performance		
Period	Returns (%)	Benchmark Returns (%)#
Inception	5.30%	7.38%
10 Years	N/A	N/A
7 Years	5.13%	6.93%
5 Years	5.74%	7.70%
3 Years	2.95%	4.86%
2 Years	2.37%	4.53%
1 Year	4.52%	6.94%
6 Months	3.37%	4.48%
1 Month	0.38%	0.60%

CRISIL Composite Bond Fund Index

Note: Returns over 1 year have been annualized.

Portfolio

Debentures / Bonds	% to Fund
HDFC Bank Ltd	9.81%
State Bank of India	4.36%
IDFC First Bank Limited	3.41%
LIC Housing Finance Ltd	3.17%
Sundaram Finance Ltd	2.94%
Bajaj Finance Ltd	2.83%
Sikka Ports And Terminals	2.22%
Hdfc Credila Financial Services Limited	1.30%
HDB Financial Services Ltd	1.27%
Mindspace Business Parks REIT	1.16%
Others	5.26%
Total	37.74%

Government Securities	% to Fund
7.26% GOI Mat 06-Feb-2033	21.22%
7.18% GOI Mat 24-Jul-2037	17.06%
7.26% GOI Mat 22-Aug-2032	3.85%
7.64% Food Corp of India Bond GOI Mat 12-Dec-2029	2.74%
Gsec C-STRIPS Mat 19-Sep-2026	1.62%
7.61% GOI Mat 09-May-2030	1.55%
Gsec C-STRIPS Mat 19-Sep-2027	1.51%
8.08% Tamil Nadu SDL Mat 26-Dec-2028	1.41%
7.25% GOI Mat 12-Jun-2063	1.35%
8.08% Karnataka SDL Mat 26-Dec-2028	1.29%
Others	6.58%
Total	60.17%

Deposits, Money Mkt Securities and Net Current Assets.	2.09%
---	--------------

Grand Total	100.00%
--------------------	----------------

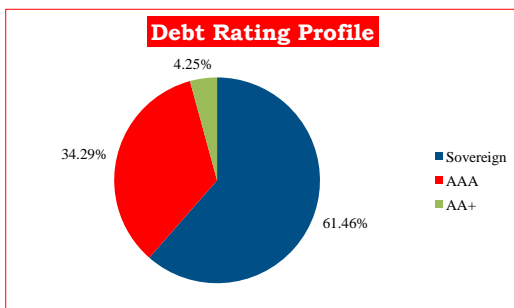
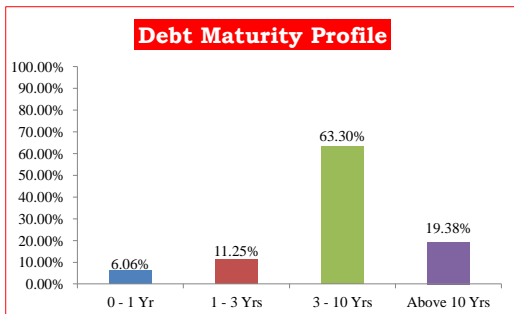
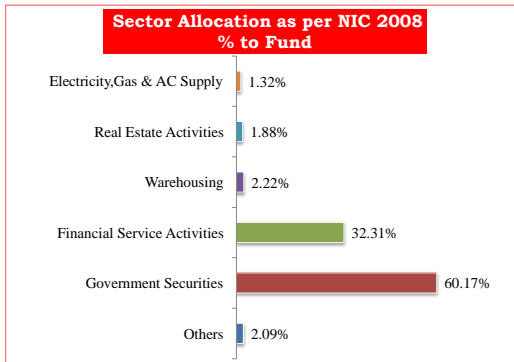
Debt Parameters		
Portfolio Yield (%)		7.41%
Avg Maturity (In Months)		95.01
Modified Duration (In Years)		5.52

AUM (₹ in Lakhs)

Equity	Debt	MMI & Others	Total
-	66,857.37	1,430.02	68,287.39

Fund Manager	No. Of Funds Managed		
	Equity Fund	Debt Fund	Hybrid Fund
Mr Vineet Choraria	1	29	2

Asset Category	F&U Mandate	% of Actual
Money Market Insts	0% to 20%	0.07%
Public Deposits		
Govt. Securities	80% to 100%	97.91%
Corporate Bonds		
Equity	0%	0.00%
Net Current Assets	-	2.02%



Pension Equity Plus Fund as on August 31, 2023

Fund Objective : The Pension Equity Plus Fund aims at least 80% of the equity exposure to be limited to Nifty constituent stocks at any point in time and the balance of the equity exposure in non-Nifty constituent stocks

SFIN Code	: ULIF06001/04/14PenEqPlsFd101
Inception Date	: 06 Oct 2015
NAV	: 23.2803

Fund V/s Benchmark Performance		
Period	Returns (%)	Benchmark Returns (%)#
Inception	11.28%	11.48%
10 Years	N/A	N/A
7 Years	11.81%	11.86%
5 Years	10.78%	10.51%
3 Years	19.76%	19.13%
2 Years	6.73%	6.01%
1 Year	9.70%	8.42%
6 Months	11.26%	11.27%
1 Month	-1.80%	-2.53%

Nifty 50

Note: Returns over 1 year have been annualized.

Portfolio

Equity	% to Fund
HDFC Bank Limited	9.38%
ICICI Bank Limited	8.98%
Reliance Industries Limited	8.58%
Infosys Limited	6.32%
Nippon India ETF Nifty Bank BeES	4.51%
Larsen & Toubro Limited	4.19%
Axis Bank Limited	3.82%
ITC Limited	3.79%
SBI-ETF Nifty Bank	3.07%
Hindustan Unilever Limited	2.68%
Tata Consultancy Services Limited	2.64%
Bajaj Finance Ltd	2.52%
Mahindra & Mahindra Ltd.	2.49%
Dr Reddys Laboratories Limited	2.34%
UltraTech Cement Limited	2.15%
Bharti Airtel Ltd - Partly Paid	2.09%
Kotak Nifty Bank ETF	1.92%
Tata Steel Limited	1.78%
Maruti Suzuki India Ltd	1.69%
Kotak Mahindra Bank Limited	1.67%
Asian Paints (India) Ltd	1.67%
HCL Technologies Limited	1.52%
NTPC Ltd.	1.31%
HDFC NIFTY Private Bank ETF	1.22%
Tech Mahindra Limited	1.14%
Power Grid Corporation of India Ltd	1.04%
Grasim Industries Limited	0.88%
Cipla Limited	0.85%
Bajaj Auto Ltd.	0.82%
Hindalco Industries Limited	0.79%
Lupin Limited	0.75%
Tata Consumer Products Limited	0.71%
Crompton Greaves Consumer Electricals Ltd	0.68%
SBI Life Insurance Company Limited	0.59%
Apollo Hospitals Enterprise Limited	0.57%
Jio Financial Services Ltd	0.55%
Bank of Baroda	0.53%
Adani Ports & Special Economic Zone Ltd	0.51%
Others	6.33%
Total	99.07%

Deposits, Money Mkt Securities and Net Current Assets.	0.93%
---	--------------

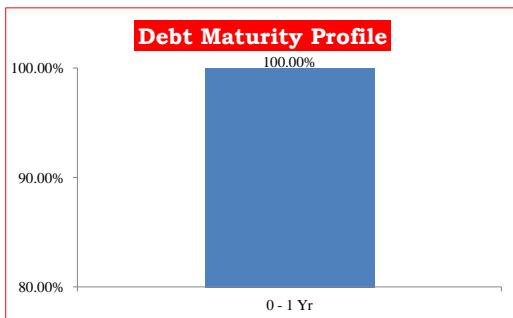
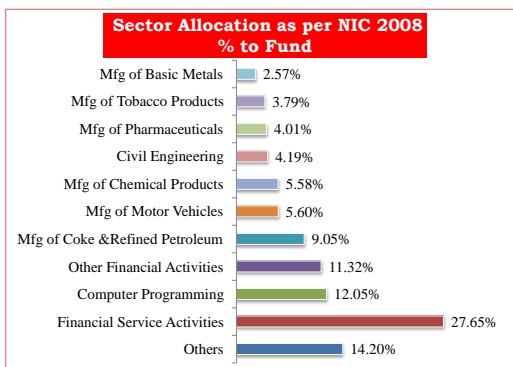
Grand Total	100.00%
--------------------	----------------

AUM (in Lakhs)

Equity	Debt	MMI & Others	Total
13,985.69	-	130.99	14,116.69

Fund Manager	No. Of Funds Managed		
	Equity Fund	Debt Fund	Hybrid Fund
Mr Sumeet Hinduja	9	-	8

Asset Category	F&U Mandate	% of Actual
Money Market Insts	0% to 20%	0.80%
Public Deposits		
Govt. Securities	0% to 20%	0.00%
Corporate Bonds		
Equity	80% to 100%	99.07%
Net Current Assets	-	0.13%



Capital Growth Fund as on August 31, 2023

Fund Objective : Capital Growth Fund aims to provide medium to long term capital appreciation by investing in a portfolio of companies which can perform through economic and market cycles. In addition up to 20% of the Fund may be invested in Money Market Instruments and Fixed Income Securities.

SFIN Code	: ULIF06301/04/15CapGrwthFd101
Inception Date	: 21 Oct 2016
NAV	: 24.271

Fund V/s Benchmark Performance		
Period	Returns (%)	Benchmark Returns (%)#
Inception	13.79%	12.16%
10 Years	N/A	N/A
7 Years	N/A	N/A
5 Years	11.59%	10.46%
3 Years	20.42%	19.85%
2 Years	7.53%	6.66%
1 Year	9.22%	8.47%
6 Months	12.09%	12.70%
1 Month	-1.37%	-1.91%

BSE-100

Note: Returns over 1 year have been annualized.

Portfolio

Equity	% to Fund
ICICI Bank Limited	7.80%
HDFC Bank Limited	7.63%
Reliance Industries Limited	5.64%
Kotak Nifty Bank ETF	4.95%
Axis Bank Limited	3.68%
Larsen & Toubro Limited	3.64%
Tata Consultancy Services Limited	3.63%
Bharti Airtel Ltd	3.30%
ITC Limited	3.04%
Hindustan Unilever Limited	2.62%
Dr Reddys Laboratories Limited	2.61%
Mahindra & Mahindra Ltd.	2.56%
Infosys Limited	2.39%
Kotak Mahindra Bank Limited	2.09%
UltraTech Cement Limited	2.07%
Tata Steel Limited	1.98%
HCL Technologies Limited	1.91%
Bajaj Finance Ltd	1.84%
Asian Paints (India) Ltd	1.68%
SBI ETF IT	1.66%
Maruti Suzuki India Ltd	1.38%
Crompton Greaves Consumer Electricals Ltd	1.30%
NTPC Ltd.	1.17%
Ashok Leyland Limited	1.13%
Devyani International Limited	1.04%
Godrej Consumer Products Limited	1.01%
Tech Mahindra Limited	1.00%
Bharat Petroleum Corporation Ltd	0.90%
Mahindra & Mahindra Financial Services Limited	0.79%
Shree Cement Limited	0.79%
ABB India Ltd	0.77%
Bajaj Auto Ltd.	0.70%
Cipla Limited	0.66%
Bayer CropScience Ltd.	0.63%
ICICI Prudential Life Insurance Company Limited	0.57%
Adani Ports & Special Economic Zone Ltd	0.57%
SBI Life Insurance Company Limited	0.56%
ICICI Lombard General Insurance Company Limited	0.56%
Jio Financial Services Ltd	0.55%
Aditya Birla Sun Life AMC Limited	0.54%
Grasim Industries Limited	0.53%
Britannia Industries Ltd	0.51%
Apollo Hospitals Enterprise Limited	0.50%
Others	6.43%
Total	91.31%

Deposits, Money Mkt Securities and Net Current Assets.	8.69%
---	--------------

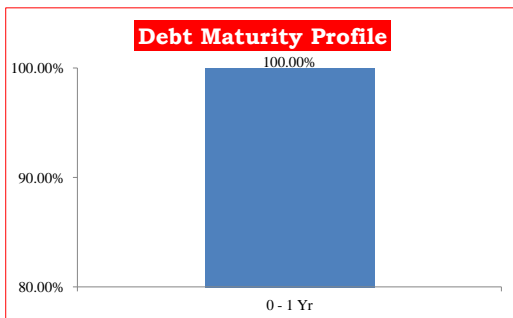
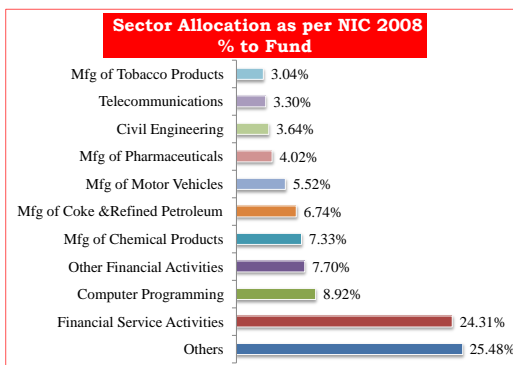
Grand Total	100.00%
--------------------	----------------

AUM (in Lakhs)

Equity	Debt	MMI & Others	Total
1,984.66	-	188.96	2,173.62

Fund Manager	No. Of Funds Managed		
	Equity Fund	Debt Fund	Hybrid Fund
Mr Priyank Singhal	10	1	1

Asset Category	F&U Mandate	% of Actual
Money Market Insts	0% to 20%	8.59%
Public Deposits		
Govt. Securities	0% to 20%	0.00%
Corporate Bonds		
Equity	80% to 100%	91.31%
Net Current Assets	-	0.10%



Capital Secure Fund as on August 31, 2023

Fund Objective : Capital Secure Fund aims to provide superior returns through investments in high credit quality Debt instruments while maintaining an optimal level of interest rate risk. In addition up to 20% of the Fund may be invested in cash and Money Market Instruments, Liquid Mutual Funds and Deposits to facilitate the day-to-day running of the Fund. Fund management would involve continual monitoring and credit evaluations with rigorous buy and sell disciplines to maximize upside potential and manage downside risk.

SFIN Code	: ULIF06401/04/15CapSecFund101
Inception Date	: 21 Oct 2016
NAV	: 13.748

Fund V/s Benchmark Performance		
Period	Returns (%)	Benchmark Returns (%)#
Inception	4.75%	6.75%
10 Years	N/A	N/A
7 Years	N/A	N/A
5 Years	5.44%	7.70%
3 Years	2.96%	4.86%
2 Years	2.54%	4.53%
1 Year	4.63%	6.94%
6 Months	3.31%	4.48%
1 Month	0.38%	0.60%

CRISIL Composite Bond Fund Index

Note: Returns over 1 year have been annualized.

Portfolio

Debentures / Bonds	% to Fund
HDFC Bank Ltd	9.32%
Bajaj Finance Ltd	4.69%
Power Finance Corporation Ltd	4.45%
State Bank of India	3.85%
LIC Housing Finance Ltd	3.42%
Embassy Office Parks REIT	1.65%
India Grid Trust	1.56%
International Finance Corporation	1.17%
Cholamandalam Investment & Finance Company Ltd	1.12%
Sikka Ports And Terminals	1.10%
Others	4.51%
Total	36.86%

Government Securities	% to Fund
7.26% GOI Mat 06-Feb-2033	18.40%
7.18% GOI Mat 24-Jul-2037	16.64%
7.61% GOI Mat 09-May-2030	5.22%
7.64% Food Corp of India Bond GOI Mat 12-Dec-2029	3.24%
7.26% GOI Mat 22-Aug-2032	2.85%
7.59% GOI Mat 20-Mar-2029	1.56%
7.60% Food Corp of India Bond GOI Mat 09-Jan-2030	1.50%
8.00% Oil Bond Mat 23-Mar-2026	1.41%
7.25% GOI Mat 12-Jun-2063	1.32%
8.08% Karnataka SDL Mat 26-Dec-2028	1.11%
Others	5.91%
Total	59.16%

Deposits, Money Mkt Securities and Net Current Assets.	3.98%
---	--------------

Grand Total	100.00%
--------------------	----------------

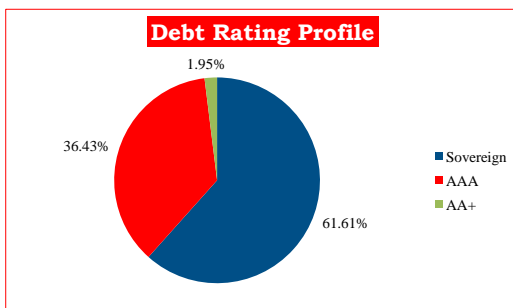
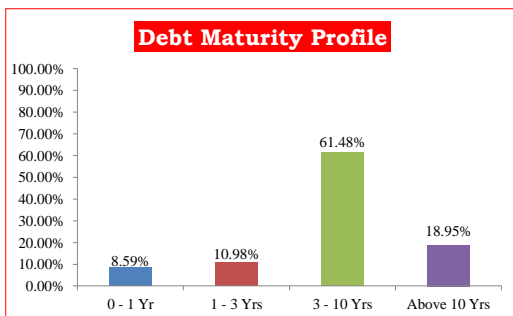
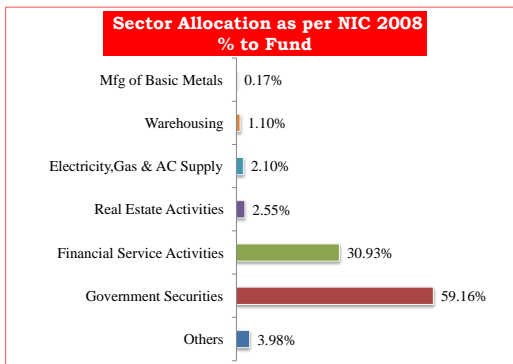
Debt Parameters	
Portfolio Yield (%)	7.39%
Avg Maturity (In Months)	92.24
Modified Duration (In Years)	5.34

AUM (in Lakhs)

Equity	Debt	MMI & Others	Total
-	17,212.24	714.22	17,926.46

Fund Manager	No. Of Funds Managed		
	Equity Fund	Debt Fund	Hybrid Fund
Mr Vineet Choraria	1	29	2

Asset Category	F&U Mandate	% of Actual
Money Market Insts	0% to 20%	1.74%
Public Deposits		
Govt. Securities	80% to 100%	96.02%
Corporate Bonds		
Equity	0%	0.00%
Net Current Assets	-	2.25%



Policy Discontinued Fund - Life as on August 31, 2023

Fund Objective : The Fund aims to deliver steady returns through investments in low risk Money Market instruments and Government securities.

SFIN Code	: ULIF05110/03/11DiscontdPF101
Inception Date	: 10 Mar 2011
NAV	: 21.8601

Fund V/s Benchmark Performance		
Period	Returns (%)	Benchmark Returns (%)#
Inception	6.46%	N/A
10 Years	6.09%	N/A
7 Years	5.24%	N/A
5 Years	5.02%	N/A
3 Years	4.11%	N/A
2 Years	4.53%	N/A
1 Year	5.52%	N/A
6 Months	3.08%	N/A
1 Month	0.52%	N/A

NA

Note: Returns over 1 year have been annualized.

Portfolio

Government Securities	% to Fund
364 Days T-Bill Mat 11-Jan-2024	5.94%
364 Days T-Bill Mat 23-Nov-2023	5.80%
364 Days T-Bill Mat 12-Oct-2023	5.36%
364 Days T-Bill Mat 08-Feb-2024	5.12%
364 Days T-Bill Mat 01-Feb-2024	4.60%
364 Days T-Bill Mat 14-Dec-2023	4.52%
364 Days T-Bill Mat 18-Jan-2024	4.39%
182 Days T-Bill Mat 07-Dec-2023	3.88%
364 Days T-Bill Mat 21-Dec-2023	3.87%
182 Days T-Bill Mat 29-Feb-2024	3.82%
Others	46.51%
Total	93.82%

Deposits, Money Mkt Securities and Net Current Assets.	6.18%
---	--------------

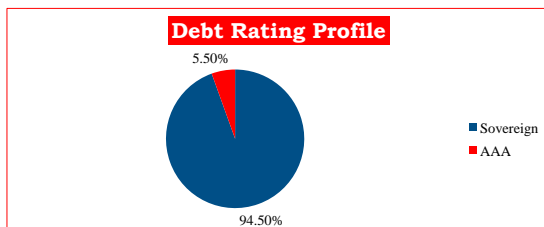
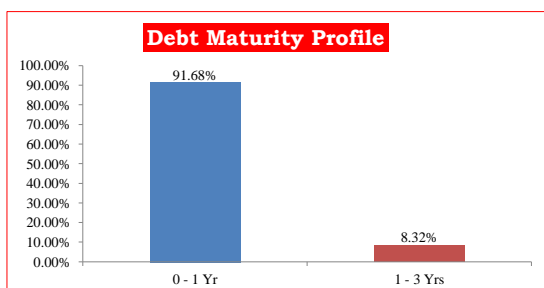
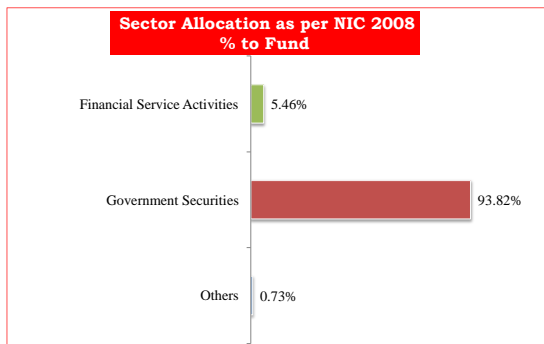
Grand Total	100.00%
--------------------	----------------

Debt Parameters	
Portfolio Yield (%)	6.80%
Avg Maturity (In Months)	5.65
Modified Duration (In Years)	0.46

AUM (in Lakhs)			
Equity	Debt	MMI & Others	Total
-	356,265.37	23,478.79	379,744.15

Fund Manager	No. Of Funds Managed		
	Equity Fund	Debt Fund	Hybrid Fund
Mr Vineet Choraria	1	29	2

Asset Category	F&U Mandate	% of Actual
Money Market Insts	0% to 40%	5.96%
Public Deposits	0%	0.00%
Govt. Sec (Including Tbills)	60% to 100%	93.82%
Corporate Bonds		
Equity	0%	0.00%
Net Current Assets	-	0.22%



Policy Discontinued Fund - Pension as on August 31, 2023

Fund Objective : The Fund aims to deliver steady returns through investments in low risk Money Market instruments and Government securities.

SFIN Code	: ULIF05201/10/13DiscontdPF101
Inception Date	: 01 Oct 2013
NAV	: 17.7874

Fund V/s Benchmark Performance		
Period	Returns (%)	Benchmark Returns (%)#
Inception	5.98%	N/A
10 Years	N/A	N/A
7 Years	5.15%	N/A
5 Years	4.88%	N/A
3 Years	4.13%	N/A
2 Years	4.53%	N/A
1 Year	5.51%	N/A
6 Months	3.05%	N/A
1 Month	0.52%	N/A

NA

Note: Returns over 1 year have been annualized.

Portfolio

Government Securities	% to Fund
364 Days T-Bill Mat 15-Feb-2024	16.41%
Gsec C-STRIPS Mat 19-Sep-2023	14.06%
364 Days T-Bill Mat 11-Jan-2024	12.40%
364 Days T-Bill Mat 02-May-2024	12.15%
364 Days T-Bill Mat 30-May-2024	6.71%
8.90% Maharashtra SDL Mat 24-Sep-2024	5.74%
364 Days T-Bill Mat 18-Jan-2024	4.54%
Gsec C-STRIPS Mat 15-Dec-2024	3.12%
7.98% Karnataka SDL Mat 14-Oct-2025	2.86%
364 Days T-Bill Mat 23-Nov-2023	1.74%
Others	4.04%
Total	83.77%

Deposits, Money Mkt Securities and Net Current Assets.	16.23%
---	---------------

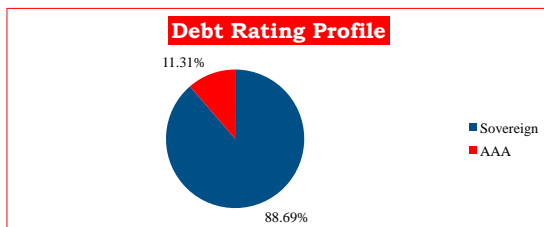
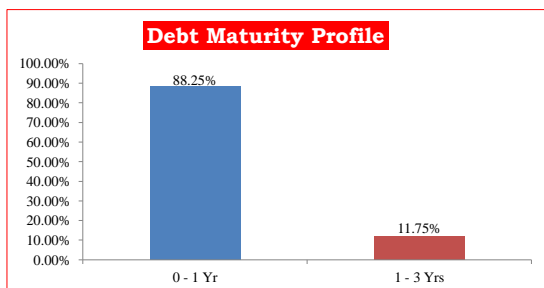
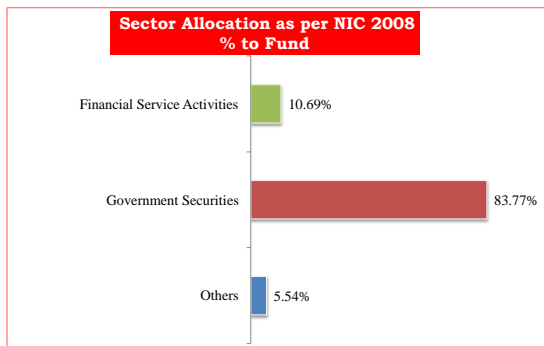
Grand Total	100.00%
--------------------	----------------

Debt Parameters	
Portfolio Yield (%)	6.84%
Avg Maturity (In Months)	5.64
Modified Duration (In Years)	0.46

AUM (in Lakhs)			
Equity	Debt	MMI & Others	Total
-	5,937.41	1,150.42	7,087.82

Fund Manager	No. Of Funds Managed		
	Equity Fund	Debt Fund	Hybrid Fund
Mr Vineet Choraria	1	29	2

Asset Category	F&U Mandate	% of Actual
Money Market Insts	0% to 40%	15.90%
Public Deposits	0%	0.00%
Govt. Sec (Including Tbills)	60% to 100%	83.77%
Corporate Bonds		
Equity	0%	0.00%
Net Current Assets	-	0.33%



Discovery Fund as on August 31, 2023

Fund Objective : The Fund aims to deliver long term growth of capital by investing predominantly in mid-cap companies. The fund will invest up to 100% in mid-cap stocks which are defined as stocks with market cap falling within the market capitalisation range in the underlying benchmark Nifty free float midcap index (getting renamed as Nifty Midcap 100 index). The fund can also invest up to 25% of the portfolio in stocks falling outside the mid-cap index market cap range. The fund may also invest up to 10% of the portfolio in fixed income instruments, money market instruments, cash, deposits and liquid mutual funds.

SFIN Code	: ULIF06618/01/18DiscrvyFnd101
Inception Date	: 03 Sep 2018
NAV	: 26.9561

Fund V/s Benchmark Performance		
Period	Returns (%)	Benchmark Returns (%)#
Inception	21.96%	14.53%
10 Years	N/A	N/A
7 Years	N/A	N/A
5 Years	N/A	N/A
3 Years	33.60%	32.85%
2 Years	10.63%	17.33%
1 Year	16.72%	24.26%
6 Months	20.91%	29.89%
1 Month	1.42%	3.70%

Nifty Midcap 100
Note: Returns over 1 year have been annualized.

Portfolio

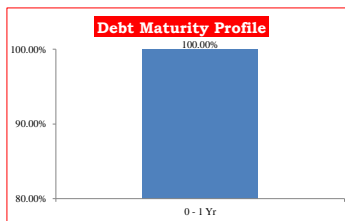
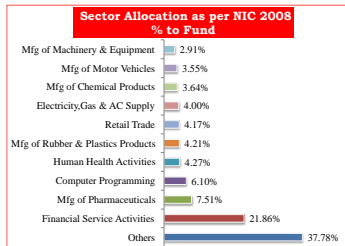
Equity	% to Fund
Trent Ltd.	2.51%
IndusInd Bank Limited	2.02%
Mahindra & Mahindra Financial Services Limited	2.02%
HDFC Bank Limited	2.01%
AU Small Finance Bank Limited	1.99%
Shriram Finance Ltd	1.94%
The Indian Hotels Company Ltd	1.89%
Apollo Hospitals Enterprise Limited	1.76%
Federal Bank Limited	1.70%
Axis Bank Limited	1.60%
Tvs Motor Company Ltd.	1.59%
Balkrishna Industries Ltd.	1.57%
Max Financial Services Limited	1.54%
Lupin Limited	1.53%
Max Healthcare Institute Limited	1.51%
Power Finance Corporation Ltd	1.50%
Astral Limited	1.39%
Indraprastha Gas Ltd.	1.37%
Asbok Leyland Limited	1.28%
Torrent Power Ltd.	1.14%
Nesco Limited	1.12%
ICICI Bank Limited	1.11%
Crompton Greaves Consumer Electricals Ltd	1.10%
Sona BLW Precision Forgings Limited	1.09%
Coforge Limited	1.08%
Bharat Forge Ltd	1.08%
Jindal Steel & Power Limited	1.07%
PB Fintech Limited	1.06%
Dixon Technologies (India) Limited	1.06%
Tube Investments of India Ltd.	1.06%
Titan Company Limited	1.05%
Infosys Limited	1.05%
UNO Minda Limited	1.05%
ITC Limited	1.05%
LTMindtree Limited	1.05%
Bharat Electronics Ltd	1.04%
SRF Limited	1.04%
Tata Power Co. Ltd	1.03%
Page Industries Ltd	1.03%
Bank of Baroda	1.03%
Alkem Laboratories Ltd	1.03%
MRF Ltd.	1.02%
P I Industries Limited	1.02%
Fortis Healthcare Limited	1.00%
Container Corporation of India Ltd	0.98%
REC Limited	0.98%
UltraTech Cement Limited	0.97%
Volvas Ltd	0.97%
Zydus Lifesciences Limited	0.92%
Hindustan Petroleum Corporation Ltd.	0.91%
Mphasis Limited	0.89%
CG Power and Industrial Solutions Limited	0.88%
Cummins India Ltd.	0.88%
Zee Entertainment Enterprises Limited	0.86%
Godrej Properties Limited	0.84%
State Bank of India	0.82%
Bharti Airtel Ltd	0.82%
ICICI Securities Limited	0.80%
Reliance Industries Limited	0.79%
Kotak Mahindra Bank Limited	0.77%
National Mineral Development Corporation Ltd	0.75%
Coromandel International Ltd	0.72%
L&T Technology Services Ltd	0.70%
IPCA Laboratories Ltd	0.69%
Avenue Supermarts Ltd	0.68%
Sanoji India Ltd.	0.65%
The Ramco Cements Ltd	0.64%
Jubilant FoodWorks Ltd	0.63%
Persistent Systems Ltd.	0.62%
Emami Ltd	0.58%
Info Edge (India) Limited	0.54%
Bata India Ltd	0.53%
Cipla Limited	0.53%
ACC Ltd.	0.51%
Cholamandalam Investment & Finance Company Ltd	0.51%
Honeywell Automation India Ltd.	0.51%
Others	8.46%
Total	91.51%

Deposits, Money Mkt Securities and Net Current Assets.	8.49%
Grand Total	100.00%

AUM (in Lakhs)			
Equity	Debt	MMI & Others	Total
249,959.70	-	23,195.08	273,154.78

Fund Manager	No. Of Funds Managed		
	Equity Fund	Debt Fund	Hybrid Fund
Mr Nishit Dholakia	7	-	3

Asset Category	F&U Mandate	% of Actual
Money Market Insts	0% to 10%	9.37%
Public Deposits		
Govt. Securities	0% to 10%	0.00%
Corporate Bonds		
Equity	90% to 100%	91.51%
Net Current Assets	-	-0.88%



Equity Advantage Fund as on August 31, 2023

Fund Objective : Long term capital growth through diversified investments in companies across the market capitalisation spectrum. Upto 20% of the fund may be invested in Fixed income instruments, money market instruments, cash, deposits and Liquid mutual funds.

SFIN Code	: ULIF06723/03/18EqtyAdvtdFd101
Inception Date	: 07 Feb 2019
NAV	: 20.3027

Fund V/s Benchmark Performance		
Period	Returns (%)	Benchmark Returns (%)#
Inception	16.78%	13.83%
10 Years	N/A	N/A
7 Years	N/A	N/A
5 Years	N/A	N/A
3 Years	22.17%	20.60%
2 Years	7.65%	6.83%
1 Year	11.33%	8.07%
6 Months	13.91%	14.68%
1 Month	-0.84%	-1.48%

BSE-200

Note: Returns over 1 year have been annualized.

Portfolio

Equity	% to Fund
HDFC Bank Limited	8.79%
ICICI Bank Limited	6.41%
Reliance Industries Limited	6.05%
Infosys Limited	5.80%
Kotak Nifty Bank ETF	4.24%
Axis Bank Limited	3.53%
Larsen & Toubro Limited	2.56%
HDFC NIFTY Private Bank ETF	2.31%
ITC Limited	1.95%
HCL Technologies Limited	1.86%
UltraTech Cement Limited	1.75%
Maruti Suzuki India Ltd	1.72%
SBI-ETF Nifty Bank	1.68%
Dr Reddys Laboratories Limited	1.51%
Mahindra & Mahindra Ltd.	1.47%
Lupin Limited	1.45%
Bajaj Finance Ltd	1.44%
Tech Mahindra Limited	1.38%
Bharti Airtel Ltd	1.29%
Kotak Mahindra Bank Limited	1.28%
Hindustan Unilever Limited	1.27%
Union Bank Of India	1.23%
Asian Paints (India) Ltd	1.13%
Tata Power Co. Ltd	1.11%
Tata Consultancy Services Limited	1.11%
Tata Steel Limited	1.09%
Timken India Ltd	0.94%
Sanofi India Ltd.	0.83%
NTPC Ltd.	0.79%
Mahindra & Mahindra Financial Services Limited	0.78%
Alkem Laboratories Ltd	0.77%
Siemens Ltd	0.74%
Bharti Airtel Ltd - Partly Paid	0.67%
Canara Bank	0.67%
Ashok Leyland Limited	0.65%
Volta Ltd	0.63%
Shree Cement Limited	0.60%
Jio Financial Services Ltd	0.59%
Power Grid Corporation of India Ltd	0.57%
Bajaj Auto Ltd.	0.54%
Bayer CropScience Ltd.	0.52%
Others	19.92%
Total	95.61%

Deposits, Money Mkt Securities and Net Current Assets.	4.39%
---	--------------

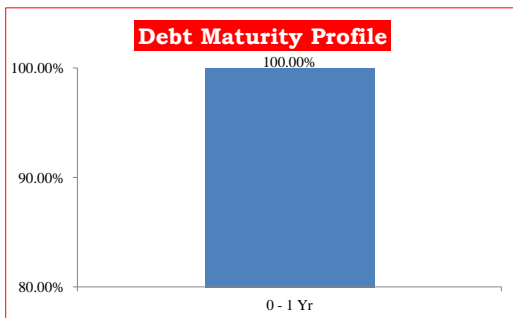
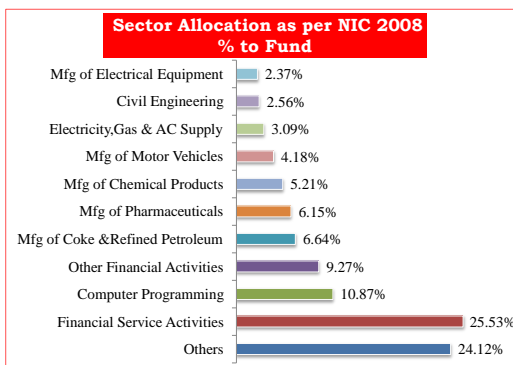
Grand Total	100.00%
--------------------	----------------

AUM (in Lakhs)

Equity	Debt	MMI & Others	Total
48,010.29	-	2,205.83	50,216.13

Fund Manager	No. Of Funds Managed		
	Equity Fund	Debt Fund	Hybrid Fund
Mr Priyank Singhal	10	1	1

Asset Category	F&U Mandate	% of Actual
Money Market Insts	0% to 20%	4.55%
Public Deposits		
Govt. Securities	0% to 20%	0.00%
Corporate Bonds		
Equity	80% to 100%	95.61%
Net Current Assets	-	-0.16%



Bond Plus Fund as on August 31, 2023

Fund Objective : To generate steady returns from interest accruals from high grade bonds and moderate duration risk which will be enhanced with exposures to equity securities and instruments and investment trusts.

SFIN Code	: ULIF06814/06/19BondPlusFd101
Inception Date	: 13 Dec 2019
NAV	: 12.6868

Fund V/s Benchmark Performance		
Period	Returns (%)	Benchmark Returns (%)#
Inception	6.61%	6.59%
10 Years	N/A	N/A
7 Years	N/A	N/A
5 Years	N/A	N/A
3 Years	4.53%	4.86%
2 Years	4.00%	4.53%
1 Year	5.29%	6.94%
6 Months	3.76%	4.48%
1 Month	0.24%	0.60%

CRISIL Composite Bond Fund Index
Note: Returns over 1 year have been annualized.

Portfolio	
Debentures / Bonds	% to Fund
HDFC Bank Ltd	9.03%
National Highway Authority Of India	8.66%
Indian Railway Finance Corporation Ltd	8.20%
LIC Housing Finance Ltd	5.35%
National Bank For Agriculture & Rural Development	4.75%
Total	35.99%

Government Securities	% to Fund
7.60% Food Corp of India Bond GOI Mat 09-Jan-2030	35.37%
7.64% Food Corp of India Bond GOI Mat 12-Dec-2029	18.40%
Total	53.77%

Deposits, Money Mkt Securities and Net Current Assets.	10.23%
---	---------------

Grand Total	100.00%
--------------------	----------------

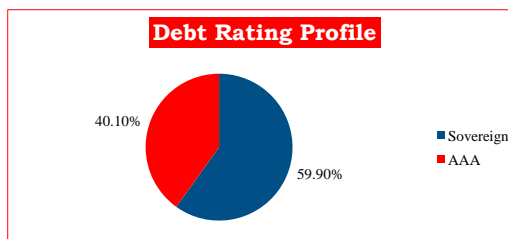
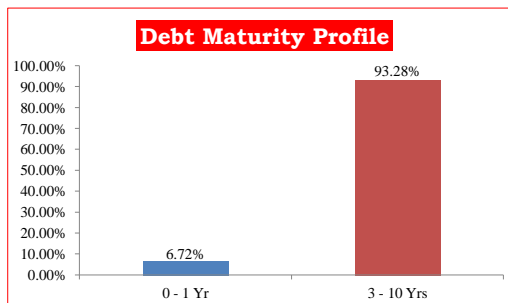
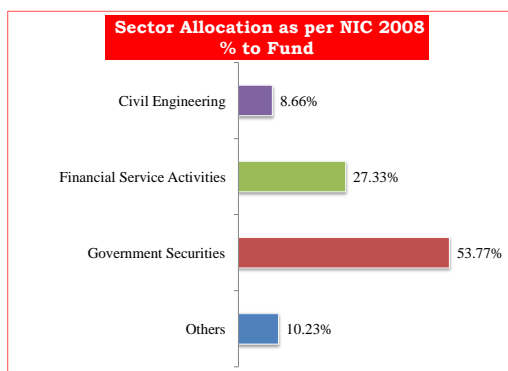
Debt Parameters	
Portfolio Yield (%)	7.55%
Avg Maturity (In Months)	70.24
Modified Duration (In Years)	4.36

AUM (in Lakhs)

Equity	Debt	MMI & Others	Total
-	9,272.89	1,057.14	10,330.03

Fund Manager	No. Of Funds Managed		
	Equity Fund	Debt Fund	Hybrid Fund
Mr Vineet Choraria	1	29	2
Mr Priyank Singhal	10	1	1

Asset Category	F&U Mandate	% of Actual
Money Market Insts	0% to 20%	6.47%
Public Deposits		
Govt. Securities	30% to 100%	89.77%
Corporate Bonds		
Equity	0% to 50%	0.00%
Net Current Assets	-	3.77%



Secure Advantage Fund as on August 31, 2023

Fund Objective : To generate steady returns from higher interest accruals from high grade bonds.

SFIN Code	: ULIF06914/06/19SecAdvFund101
Inception Date	: 17 Dec 2019
NAV	: 12.6432

Fund V/s Benchmark Performance		
Period	Returns (%)	Benchmark Returns (%)#
Inception	6.53%	6.56%
10 Years	N/A	N/A
7 Years	N/A	N/A
5 Years	N/A	N/A
3 Years	4.25%	4.86%
2 Years	3.95%	4.53%
1 Year	5.70%	6.94%
6 Months	3.83%	4.48%
1 Month	0.33%	0.60%

CRISIL Composite Bond Fund Index

Note: Returns over 1 year have been annualized.

Portfolio

Debentures / Bonds	% to Fund
LIC Housing Finance Ltd	7.55%
Indian Railway Finance Corporation Ltd	5.55%
NHPC Ltd	5.34%
Reliance Industries Ltd	2.32%
HDFC Bank Ltd	1.84%
Total	22.60%

Government Securities	% to Fund
7.60% Food Corp of India Bond GOI Mat 09-Jan-2030	28.54%
7.59% GOI Mat 11-Jan-2026	22.48%
7.17% GOI Mat 08-Jan-2028	9.28%
Total	60.30%

Deposits, Money Mkt Securities and Net Current Assets.	17.10%
---	---------------

Grand Total	100.00%
--------------------	----------------

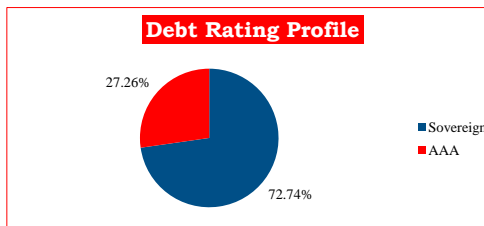
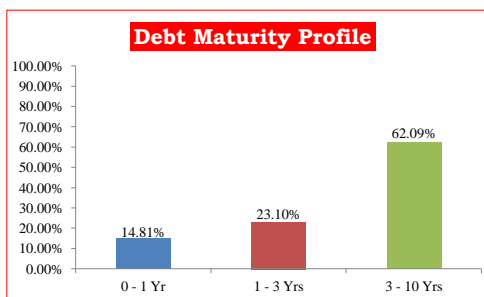
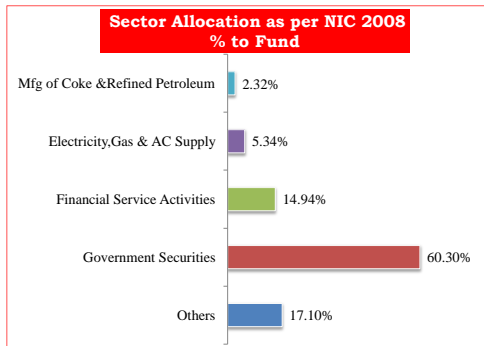
Debt Parameters	
Portfolio Yield (%)	7.32%
Avg Maturity (In Months)	49.58
Modified Duration (In Years)	3.19

AUM (₹ in Lakhs)

Equity	Debt	MMI & Others	Total
-	2,232.81	460.48	2,693.29

Fund Manager	No. Of Funds Managed		
	Equity Fund	Debt Fund	Hybrid Fund
Mr Vineet Choraria	1	29	2

Asset Category	F&U Mandate	% of Actual
Money Market Insts	0% to 40%	14.41%
Public Deposits		
Govt. Securities	60% to 100%	82.90%
Corporate Bonds		
Equity	0%	0.00%
Net Current Assets	-	2.69%



Sustainable Equity Fund as on August 31, 2023

Fund Objective : The Fund aims to deliver long term growth of capital by focusing on investing in select companies from the investment universe, which conduct business in socially and environmentally responsible manner while maintaining governance standards.

SFIN Code	: ULI07019/07/21SustnblEqF101
Inception Date	: 11 Jan 2022
NAV	: 10.8551

Fund V/s Benchmark Performance		
Period	Returns (%)	Benchmark Returns (%)#
Inception	5.14%	-0.73%
10 Years	N/A	N/A
7 Years	N/A	N/A
5 Years	N/A	N/A
3 Years	N/A	N/A
2 Years	N/A	N/A
1 Year	7.68%	4.38%
6 Months	11.93%	13.68%
1 Month	-0.90%	-1.42%

NIFTY100 ESG
Note: Returns over 1 year have been annualized.

Portfolio

Equity	% to Fund
HDFC Bank Limited	6.53%
SBI ETF IT	5.33%
Infosys Limited	4.74%
Tata Consultancy Services Limited	4.05%
ICICI Bank Limited	3.85%
Titan Company Limited	3.05%
Bharti Airtel Ltd	3.02%
Kotak Mahindra Bank Limited	2.97%
HCL Technologies Limited	2.84%
Bajaj Finance Ltd	2.64%
Hindustan Unilever Limited	2.46%
Axis Bank Limited	2.20%
SBI Life Insurance Company Limited	2.08%
Bajaj Auto Ltd.	1.82%
Larsen & Toubro Limited	1.79%
Hero Motocorp Limited	1.75%
Mahindra & Mahindra Ltd.	1.75%
Reliance Industries Limited	1.55%
Tech Mahindra Limited	1.55%
Maruti Suzuki India Ltd	1.47%
Page Industries Ltd	1.46%
Asian Paints (India) Ltd	1.40%
State Bank of India	1.39%
Icici Prudential Mutual Fund - ICICI Prudential Nifty IT ETF	1.38%
Havells India Ltd	1.36%
ICICI Prudential Life Insurance Company Limited	1.29%
UltraTech Cement Limited	1.24%
Apollo Hospitals Enterprise Limited	1.23%
Power Grid Corporation of India Ltd	1.22%
Divis Laboratories Ltd.	1.19%
Bajaj Holdings & Investment Limited	1.19%
Eicher Motors Limited	1.19%
Cholamandalam Investment & Finance Company Ltd	1.11%
Nestle India Limited	1.08%
Tata Motors Limited	1.05%
Zomato Limited	1.04%
Dr Reddys Laboratories Limited	1.02%
Britannia Industries Ltd	1.02%
LTMindtree Limited	1.00%
IndusInd Bank Limited	0.93%
Siemens Ltd	0.92%
Godrej Consumer Products Limited	0.92%
Sun Pharmaceutical Industries Limited	0.91%
Cipla Limited	0.88%
Bajaj Finserv Ltd	0.82%
Ambuja Cements Ltd.	0.80%
Info Edge (India) Limited	0.77%
ICICI Lombard General Insurance Company Limited	0.74%
ABB India Ltd	0.71%
Dixon Technologies (India) Limited	0.68%
Tata Consumer Products Limited	0.68%
Samvardhana Motherhood International Ltd	0.62%
SKF India Ltd	0.56%
Timken India Ltd	0.55%
Tvs Motor Company Ltd.	0.52%
Marico Limited.	0.51%
Others	4.41%
Total	97.22%

Deposits, Money Mkt Securities and Net Current Assets.	2.78%
--	-------

Grand Total	100.00%
--------------------	----------------

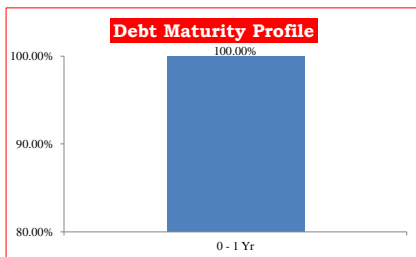
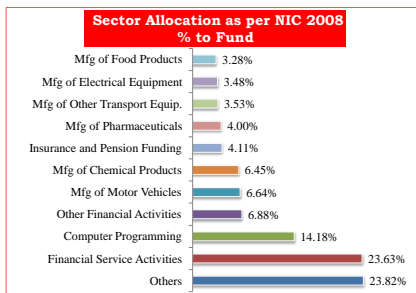
Debt Parameters	
Portfolio Yield (%)	6.62%
Avg Maturity (In Months)	0.03
Modified Duration (In Years)	0.00

AUM (in Lakhs)

Equity	Debt	MMI & Others	Total
2,145.36	-	61.45	2,206.81

Fund Manager	No. Of Funds Managed		
	Equity Fund	Debt Fund	Hybrid Fund
Mr Vineet Choraria	1	29	2
Mr Ankur Sharma	1	-	-

Asset Category	F&U Mandate	% of Actual
Money Market Insts	0% to 20%	2.70%
Public Deposits		
Govt. Securities	0% to 20%	0.00%
Corporate Bonds		
Equity	80% to 100%	97.22%
Net Current Assets	-	0.09%



Active Asset Allocation Fund as on August 31, 2023

Fund Objective : The fund seeks provide long term capital appreciation in a risk controlled manner by making clear and dynamic asset allocation choices as between Equities and Bonds.

SFIN Code	: ULIF01527/12/10ACTASSET101
Inception Date	: 18 Jan 2011
NAV	: 30.5433

Fund V/s Benchmark Performance		
Period	Returns (%)	Benchmark Returns (%)#
Inception	9.25%	9.01%
10 Years	11.29%	10.90%
7 Years	9.75%	9.39%
5 Years	9.69%	9.10%
3 Years	13.84%	12.00%
2 Years	4.63%	5.27%
1 Year	6.95%	7.68%
6 Months	7.52%	7.87%
1 Month	-0.70%	-0.97%

Crisil Composite Bond Index (50%) and Nifty 50 (50%)
Note: Returns over 1 year have been annualized.

Portfolio

Equity	% to Fund
HDFC Bank Limited	6.14%
Reliance Industries Limited	4.89%
ICICI Bank Limited	4.34%
Infosys Limited	3.02%
Axis Bank Limited	2.24%
Larsen & Toubro Limited	2.24%
ITC Limited	2.12%
Tata Consultancy Services Limited	1.53%
Bharti Airtel Ltd	1.45%
Hindustan Unilever Limited	1.37%
Tata Steel Limited	1.15%
Kotak Mahindra Bank Limited	1.10%
Dr Reddys Laboratories Limited	1.09%
Mahindra & Mahindra Ltd.	1.05%
State Bank of India	0.99%
IndusInd Bank Limited	0.83%
Bajaj Finance Ltd	0.82%
UltraTech Cement Limited	0.77%
Maruti Suzuki India Ltd	0.76%
Sun Pharmaceutical Industries Limited	0.67%
Bajaj Finserv Ltd	0.67%
Kotak Nifty Bank ETF	0.66%
SBI Life Insurance Company Limited	0.64%
HCL Technologies Limited	0.60%
Asian Paints (India) Ltd	0.51%
Others	9.36%
Total	51.00%

Debentures / Bonds	% to Fund
Indian Railway Finance Corporation Ltd	3.15%
National Bank For Agriculture & Rural Development	1.49%
REC Limited	1.32%
Housing & Urban Development Corporation Limited	0.97%
HDFC Bank Ltd	0.91%
State Bank of India	0.77%
Export and Import Bank of India	0.23%
Total	8.83%

Government Securities	% to Fund
7.26% GOI Mat 06-Feb-2033	6.94%
7.18% GOI Mat 24-Jul-2037	5.23%
7.26% GOI Mat 22-Aug-2032	4.73%
8.15% GOI Mat 24-Nov-2026	3.97%
7.54% GOI Mat 23-May-2036	3.92%
7.59% GOI Mat 20-Mar-2029	2.25%
7.10% GOI Mat 18-Apr-2029	2.12%
7.38% GOI Mat 20-Jun-2027	1.05%
7.30% GOI Mat 19-Jun-2053	0.96%
8.26% GOI Mat 02-Aug-2027	0.47%
Others	2.32%
Total	33.96%

Deposits, Money Mkt Securities and Net Current Assets.	6.22%
---	--------------

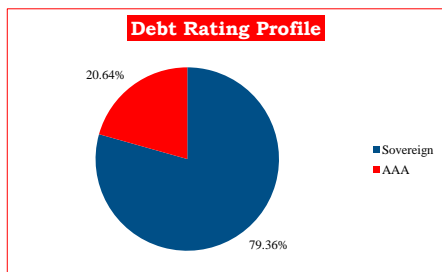
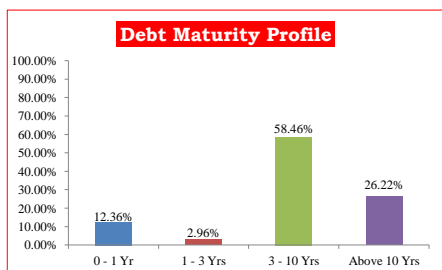
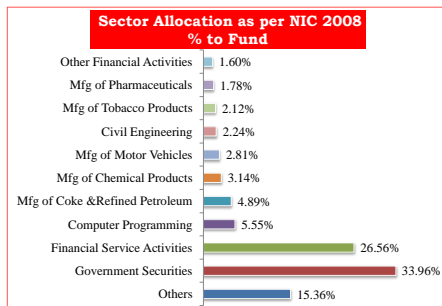
Grand Total	100.00%
--------------------	----------------

Debt Parameters	
Portfolio Yield (%)	7.22%
Avg Maturity (In Months)	96.87
Modified Duration (In Years)	5.30

AUM (in Lakhs)			
Equity	Debt	MMI & Others	Total
6,602.05	5,538.60	804.79	12,945.44

Fund Manager	No. Of Funds Managed		
	Equity Fund	Debt Fund	Hybrid Fund
Mr Pranav Parekh	-	6	9
Mr Sumeet Hinduja	9	-	8

Asset Category	F&U Mandate	% of Actual
Money Market Insts		
Public Deposits	0% to 80%	48.55%
Govt. Securities		
Corporate Bonds		
Equity	20% to 100%	51.00%
Net Current Assets	-	0.45%



Market Shield Fund as on August 31, 2023

Fund Objective : The Fund is a simple two-asset product that invests in risk-free money-market assets as well as in equity assets. The investor benefits through continuous participation in equity market returns and simultaneous downside protection to the extent of 80% of highest-attained NAV

SFIN Code	: ULIF01403/12/10GTDNAV101
Inception Date	: 22 Dec 2010
NAV	: 20.9165

Fund V/s Benchmark Performance		
Period	Returns (%)	Benchmark Returns (%)#
Inception	5.98%	N/A
10 Years	7.38%	N/A
7 Years	5.72%	N/A
5 Years	4.02%	N/A
3 Years	9.40%	N/A
2 Years	3.93%	N/A
1 Year	5.99%	N/A
6 Months	6.85%	N/A
1 Month	-1.31%	N/A

#NA
Note: Returns over 1 year have been annualized.

Portfolio	
Equity	% to Fund
HDFC Bank Limited	8.46%
Reliance Industries Limited	5.63%
ICICI Bank Limited	4.72%
Infosys Limited	3.83%
ITC Limited	2.53%
Larsen & Toubro Limited	2.44%
Tata Consultancy Services Limited	2.18%
Axis Bank Limited	1.91%
Kotak Mahindra Bank Limited	1.72%
Hindustan Unilever Limited	1.61%
State Bank of India	1.58%
Bharti Airtel Ltd	1.49%
Bajaj Finance Ltd	1.35%
Mahindra & Mahindra Ltd.	1.11%
Asian Paints (India) Ltd	1.09%
Tata Steel Limited	1.00%
Maruti Suzuki India Ltd	0.98%
Titan Company Limited	0.96%
Sun Pharmaceutical Industries Limited	0.89%
HCL Technologies Limited	0.87%
Bajaj Finserv Ltd	0.86%
Tata Motors Limited	0.81%
NTPC Ltd.	0.76%
UltraTech Cement Limited	0.67%
SBI Life Insurance Company Limited	0.62%
Power Grid Corporation of India Ltd	0.60%
IndusInd Bank Limited	0.58%
Nestle India Limited	0.57%
Tech Mahindra Limited	0.55%
Jio Financial Services Ltd	0.55%
Grasim Industries Limited	0.53%
Dr Reddys Laboratories Limited	0.51%
Others	5.64%
Total	59.59%

Deposits, Money Mkt Securities and Net Current Assets.	40.41%
---	---------------

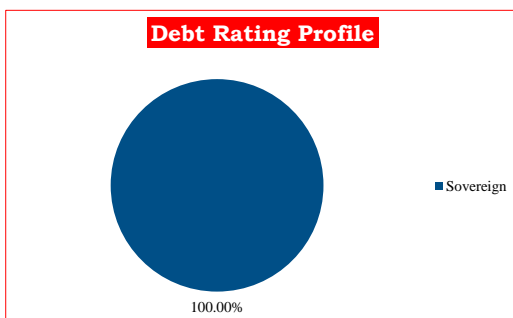
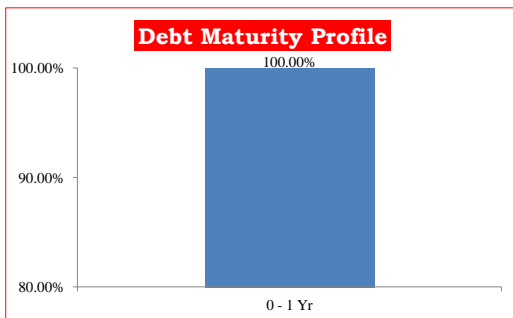
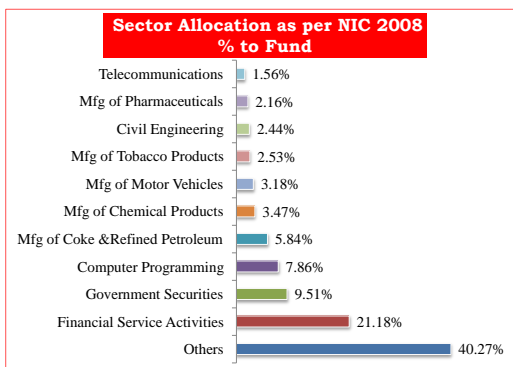
Grand Total	100.00%
--------------------	----------------

Debt Parameters	
Portfolio Yield (%)	6.61%
Avg Maturity (In Months)	1.05
Modified Duration (In Years)	0.09

AUM (in Lakhs)			
Equity	Debt	MMI & Others	Total
6,122.03	-	4,151.08	10,273.11

Fund Manager	No. Of Funds Managed		
	Equity Fund	Debt Fund	Hybrid Fund
Mr Pranav Parekh	-	6	9
Mr Sumeet Hinduja	9	-	8

Asset Category	F&U Mandate	% of Actual
Money Market Insts		
Public Deposits	40% to 100%	40.32%
Govt. Securities		
Corporate Bonds	0%	0.00%
Equity	0% to 60%	59.59%
Net Current Assets	-	0.09%



Individual Balanced Fund as on August 31, 2023

Fund Objective : The fund seeks to achieve long term capital growth through an investment mix of upto 40% equity and the balance in high quality bonds and money market instruments.

SFIN Code	: ULIF00118/10/04BALANCE101
Inception Date	: 02 Nov 2004
NAV	: 50.3007

Fund V/s Benchmark Performance		
Period	Returns (%)	Benchmark Returns (%)#
Inception	8.96%	9.00%
10 Years	9.84%	9.89%
7 Years	8.02%	8.41%
5 Years	8.56%	8.54%
3 Years	9.51%	9.15%
2 Years	4.06%	4.97%
1 Year	6.54%	7.38%
6 Months	6.11%	6.51%
1 Month	-0.23%	-0.34%

Crisil Composite Bond Index(70%) and Nifty 50 (30%)

Note: Returns over 1 year have been annualized.

Portfolio

Equity	% to Fund
HDFC Bank Limited	4.37%
Reliance Industries Limited	2.76%
ICICI Bank Limited	2.53%
Infosys Limited	2.02%
ITC Limited	1.62%
Larsen & Toubro Limited	1.39%
Tata Consultancy Services Limited	1.23%
Hindustan Unilever Limited	0.92%
Axis Bank Limited	0.69%
State Bank of India	0.69%
Mahindra & Mahindra Ltd.	0.61%
Bharti Airtel Ltd	0.55%
Maruti Suzuki India Ltd	0.54%
UltraTech Cement Limited	0.51%
Nippon India Nifty IT ETF	0.51%
Others	11.03%
Total	31.96%

Debentures / Bonds	% to Fund
National Bank For Agriculture & Rural Development	4.84%
Housing & Urban Development Corporation Limited	3.80%
REC Limited	2.91%
Indian Railway Finance Corporation Ltd	2.27%
HDFC Bank Ltd	1.34%
State Bank of India	0.90%
Export and Import Bank of India	0.61%
Total	16.67%

Government Securities	% to Fund
7.18% GOI Mat 24-Jul-2037	8.36%
7.10% GOI Mat 18-Apr-2029	6.71%
7.54% GOI Mat 23-May-2036	5.58%
6.54% GOI Mat 17-Jan-2032	3.63%
7.35% Andhra Pradesh SDL Mat 17-May-2039	3.00%
8.26% GOI Mat 02-Aug-2027	2.82%
7.26% GOI Mat 22-Aug-2032	2.20%
7.18% GOI Mat 14-Aug-2033	1.82%
7.17% GOI Mat 17-Apr-2030	1.81%
9.20% GOI Mat 30-Sep-2030	1.76%
Others	5.78%
Total	43.47%

Deposits, Money Mkt Securities and Net Current Assets.	7.90%
---	--------------

Grand Total	100.00%
--------------------	----------------

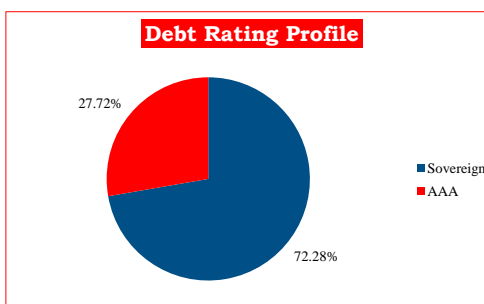
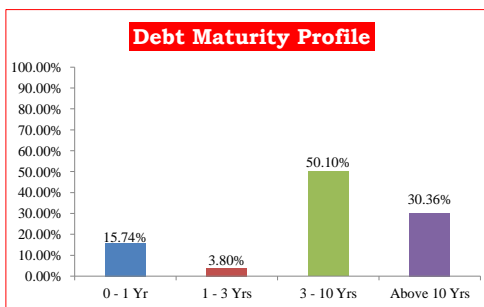
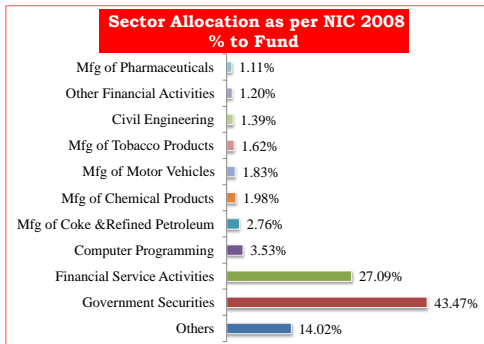
Debt Parameters	
Portfolio Yield (%)	7.23%
Avg Maturity (In Months)	96.22
Modified Duration (In Years)	5.20

AUM (₹ in Lakhs)

Equity	Debt	MMI & Others	Total
2,112.80	3,975.59	522.02	6,610.41

Fund Manager	No. Of Funds Managed		
	Equity Fund	Debt Fund	Hybrid Fund
Mr Pranav Parekh	-	6	9
Mr Sumeet Hinduja	9	-	8

Asset Category	F&U Mandate	% of Actual
Money Market Insts	0% to 20%	10.51%
Public Deposits		
Govt. Securities	0% to 80%	60.14%
Corporate Bonds		
Equity	20% to 40%	31.96%
Net Current Assets	-	-2.62%



Individual Debt Fund as on August 31, 2023

Fund Objective : The fund seeks to generate income through an investment mix of high quality bonds and money market instruments.

SFIN Code	: ULIF00218/10/04DEBT101
Inception Date	: 02 Nov 2004
NAV	: 41.0685

Fund V/s Benchmark Performance		
Period	Returns (%)	Benchmark Returns (%)#
Inception	7.79%	7.13%
10 Years	8.40%	8.39%
7 Years	6.70%	6.93%
5 Years	7.53%	7.70%
3 Years	4.43%	4.86%
2 Years	3.88%	4.53%
1 Year	5.87%	6.94%
6 Months	3.94%	4.48%
1 Month	0.57%	0.60%

CRISIL Composite Bond Fund Index

Note: Returns over 1 year have been annualized.

Portfolio	
Debentures / Bonds	% to Fund
Power Grid Corporation of India Ltd	9.13%
National Bank For Agriculture & Rural Development	5.13%
Indian Railway Finance Corporation Ltd	3.12%
Export and Import Bank of India	1.05%
REC Limited	1.00%
Total	19.43%

Government Securities	% to Fund
7.41% GOI Mat 19-Dec-2036	25.07%
7.26% GOI Mat 06-Feb-2033	15.69%
7.26% GOI Mat 22-Aug-2032	10.45%
7.10% GOI Mat 18-Apr-2029	6.48%
7.25% GOI Mat 12-Jun-2063	6.43%
7.59% GOI Mat 20-Mar-2029	3.18%
7.54% GOI Mat 23-May-2036	2.66%
7.18% GOI Mat 14-Aug-2033	2.61%
8.26% GOI Mat 02-Aug-2027	2.42%
7.68% Karnataka SDL Mat 16-Nov-2031	2.11%
Others	0.25%
Total	77.34%

Deposits, Money Mkt Securities and Net Current Assets.	3.23%
---	--------------

Grand Total	100.00%
--------------------	----------------

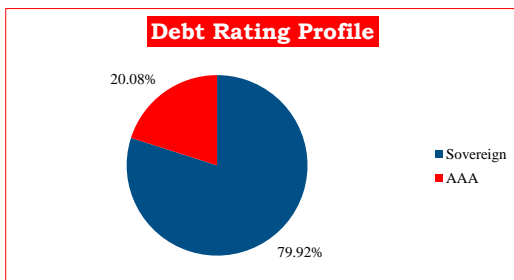
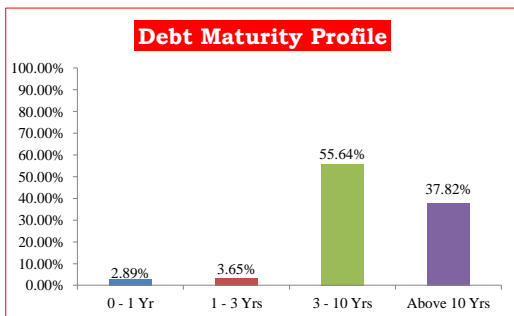
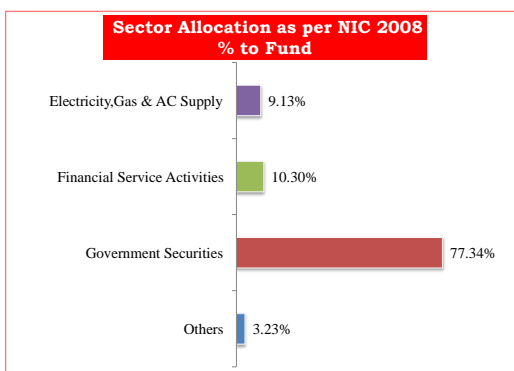
Debt Parameters	
Portfolio Yield (%)	7.28%
Avg Maturity (In Months)	133.24
Modified Duration (In Years)	6.64

AUM (in Lakhs)

Equity	Debt	MMI & Others	Total
-	1,861.39	62.09	1,923.48

Fund Manager	No. Of Funds Managed		
	Equity Fund	Debt Fund	Hybrid Fund
Mr Pranav Parekh	-	6	9

Asset Category	F&U Mandate	% of Actual
Money Market Insts		
Public Deposits	100%	98.57%
Govt. Securities		
Corporate Bonds		
Equity	0%	0.00%
Net Current Assets	-	1.43%



Individual Equity Fund as on August 31, 2023

Fund Objective : The fund seeks to achieve long term accelerated capital growth through a portfolio of equities.

SFIN Code	: ULIF00514/10/05EQUITY101
Inception Date	: 16 Feb 2006
NAV	: 54.6187

Fund V/s Benchmark Performance		
Period	Returns (%)	Benchmark Returns (%)#
Inception	10.18%	11.13%
10 Years	13.30%	13.41%
7 Years	11.10%	11.86%
5 Years	10.37%	10.51%
3 Years	19.38%	19.13%
2 Years	5.64%	6.01%
1 Year	9.31%	8.42%
6 Months	10.98%	11.27%
1 Month	-1.66%	-2.53%

Nifty 50

Note: Returns over 1 year have been annualized.

Portfolio

Equity	% to Fund
HDFC Bank Limited	9.54%
Reliance Industries Limited	8.76%
ICICI Bank Limited	6.62%
Infosys Limited	6.01%
Larsen & Toubro Limited	4.54%
ITC Limited	4.32%
Nippon India ETF Nifty Bank BeES	4.29%
Axis Bank Limited	3.48%
Tata Consultancy Services Limited	3.13%
Kotak Nifty Bank ETF	2.95%
Bharti Airtel Ltd	2.76%
Hindustan Unilever Limited	2.56%
Nippon India Nifty IT ETF	2.50%
Mahindra & Mahindra Ltd.	2.22%
Aditya Birla Sun Life Nifty Bank Etf	2.19%
Dr Reddys Laboratories Limited	2.05%
Kotak Mahindra Bank Limited	2.00%
Tata Steel Limited	1.94%
Maruti Suzuki India Ltd	1.91%
Bajaj Finance Ltd	1.64%
UltraTech Cement Limited	1.46%
Sun Pharmaceutical Industries Limited	1.37%
State Bank of India	1.28%
HCL Technologies Limited	1.27%
Asian Paints (India) Ltd	1.12%
Bajaj Finserv Ltd	1.09%
SBI Life Insurance Company Limited	1.01%
Oil & Natural Gas Corporation Ltd.	0.94%
Titan Company Limited	0.90%
Tata Motors Limited	0.88%
Tata Power Co. Ltd	0.87%
Apollo Hospitals Enterprise Limited	0.84%
IndusInd Bank Limited	0.77%
SRF Limited	0.76%
NTPC Ltd.	0.71%
Jio Financial Services Ltd	0.61%
Eicher Motors Limited	0.58%
Others	7.22%
Total	99.08%

Deposits, Money Mkt Securities and Net Current Assets.	0.92%
---	--------------

Grand Total	100.00%
--------------------	----------------

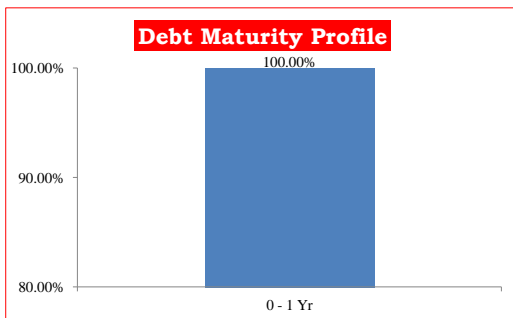
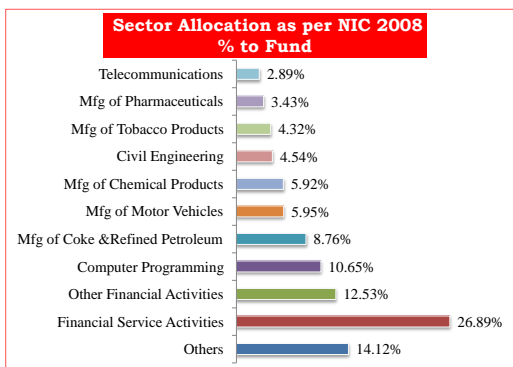
Debt Parameters	
Portfolio Yield (%)	6.62%
Avg Maturity (In Months)	0.03
Modified Duration (In Years)	0.00

AUM (in Lakhs)

Equity	Debt	MMI & Others	Total
27,180.35	-	252.53	27,432.88

Fund Manager	No. Of Funds Managed		
	Equity Fund	Debt Fund	Hybrid Fund
Mr Sumeet Hinduja	9	-	8

Asset Category	F&U Mandate	% of Actual
Money Market Insts		
Public Deposits	0% to 10%	0.83%
Govt. Securities		
Corporate Bonds		
Equity	90% to 100%	99.08%
Net Current Assets	-	0.09%



This page is intentionally left blank

Individual Growth Fund as on August 31, 2023

Fund Objective : The fund seeks to achieve long term accelerated capital growth through an investment mix of upto 60% equity and the balance in high quality bonds and money market instruments.

SFIN Code	: ULIF00318/10/04GROWTH101
Inception Date	: 02 Nov 2004
NAV	: 59.7009

Fund V/s Benchmark Performance		
Period	Returns (%)	Benchmark Returns (%)#
Inception	9.96%	10.24%
10 Years	10.89%	10.90%
7 Years	8.99%	9.39%
5 Years	8.82%	9.10%
3 Years	12.32%	12.00%
2 Years	4.54%	5.27%
1 Year	7.48%	7.68%
6 Months	7.68%	7.87%
1 Month	-0.65%	-0.97%

Crisil Composite Bond Index (50%) and Nifty 50 (50%)
Note: Returns over 1 year have been annualized.

Portfolio

Equity	% to Fund
HDFC Bank Limited	5.91%
Reliance Industries Limited	4.42%
ICICI Bank Limited	4.36%
Infosys Limited	3.06%
ITC Limited	2.39%
Larsen & Toubro Limited	2.23%
Kotak Nifty Bank ETF	1.93%
Axis Bank Limited	1.90%
Tata Consultancy Services Limited	1.74%
Hindustan Unilever Limited	1.33%
Kotak Mahindra Bank Limited	1.16%
State Bank of India	1.08%
Mahindra & Mahindra Ltd.	1.04%
Nippon India Nifty IT ETF	1.03%
Bharti Airtel Ltd	1.00%
UltraTech Cement Limited	0.77%
Maruti Suzuki India Ltd	0.75%
Bajaj Finserv Ltd	0.71%
Bajaj Finance Ltd	0.70%
IndusInd Bank Limited	0.66%
Dr Reddys Laboratories Limited	0.62%
NTPC Ltd.	0.60%
Hindalco Industries Limited	0.56%
Tata Motors Limited	0.52%
Asian Paints (India) Ltd	0.51%
Others	9.97%
Total	50.94%

Debentures / Bonds	% to Fund
National Bank For Agriculture & Rural Development	4.20%
REC Limited	2.71%
Housing & Urban Development Corporation Limited	2.02%
Indian Railway Finance Corporation Ltd	1.48%
HDFC Bank Ltd	0.95%
State Bank of India	0.55%
Export and Import Bank of India	0.37%
Power Grid Corporation of India Ltd	0.02%
Total	12.31%

Government Securities	% to Fund
7.26% GOI Mat 06-Feb-2033	7.67%
7.38% GOI Mat 20-Jun-2027	5.45%
7.18% GOI Mat 24-Jul-2037	5.34%
7.10% GOI Mat 18-Apr-2029	4.22%
7.26% GOI Mat 22-Aug-2032	3.32%
7.06% GOI Mat 10-Apr-2028	2.38%
7.59% GOI Mat 20-Mar-2029	2.06%
7.17% GOI Mat 17-Apr-2030	1.35%
7.30% GOI Mat 19-Jun-2053	0.64%
8.24% GOI Mat 10-November-2033	0.42%
Others	2.40%
Total	35.24%

Deposits, Money Mkt Securities and Net Current Assets.	1.50%
--	-------

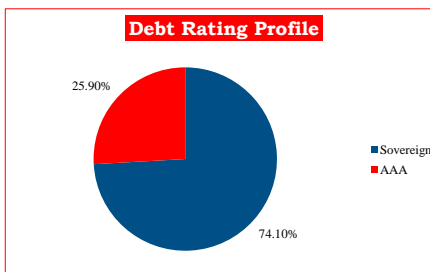
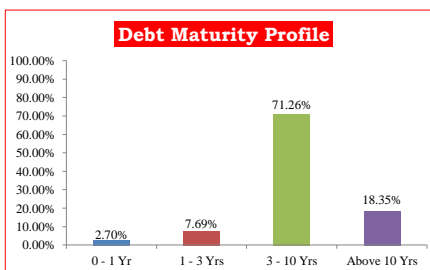
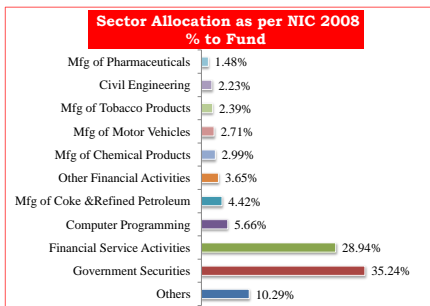
Grand Total	100.00%
--------------------	----------------

Debt Parameters	
Portfolio Yield (%)	7.30%
Avg Maturity (In Months)	93.04
Modified Duration (In Years)	5.31

AUM (in Lakhs)			
Equity	Debt	MMI & Others	Total
23,699.56	22,123.01	699.73	46,522.30

Fund Manager	No. Of Funds Managed		
	Equity Fund	Debt Fund	Hybrid Fund
Mr Pranav Parekh	-	6	9
Mr Sumeet Hinduja	9	-	8

Asset Category	F&U Mandate	% of Actual
Money Market Insts	0% to 20%	0.64%
Public Deposits		
Govt. Securities	0% to 60%	47.55%
Corporate Bonds		
Equity	40% to 60%	50.94%
Net Current Assets	-	0.86%



Individual Prime Equity Fund as on August 31, 2023

Fund Objective : The fund seeks to achieve long term accelerated capital growth through a portfolio of equities

SFIN Code	: ULIF01116/12/09PRIMEEQU101
Inception Date	: 01 Jan 2010
NAV	: 33.9966

Fund V/s Benchmark Performance		
Period	Returns (%)	Benchmark Returns (%)#
Inception	9.36%	10.05%
10 Years	13.46%	13.41%
7 Years	11.18%	11.86%
5 Years	10.56%	10.51%
3 Years	19.52%	19.13%
2 Years	5.74%	6.01%
1 Year	9.17%	8.42%
6 Months	11.16%	11.27%
1 Month	-1.70%	-2.53%

Nifty 50

Note: Returns over 1 year have been annualized.

Portfolio	
Equity	% to Fund
HDFC Bank Limited	9.39%
Reliance Industries Limited	8.79%
ICICI Bank Limited	6.39%
Infosys Limited	5.74%
Nippon India ETF Nifty Bank BeES	4.39%
Larsen & Toubro Limited	4.30%
Kotak Nifty Bank ETF	4.30%
ITC Limited	4.13%
Axis Bank Limited	3.33%
Tata Consultancy Services Limited	3.12%
Bharti Airtel Ltd	2.59%
Hindustan Unilever Limited	2.55%
Nippon India Nifty IT ETF	2.51%
Aditya Birla Sun Life Nifty Bank Etf	2.26%
Mahindra & Mahindra Ltd.	2.24%
Dr Reddys Laboratories Limited	1.96%
Kotak Mahindra Bank Limited	1.82%
Tata Steel Limited	1.70%
Maruti Suzuki India Ltd	1.60%
Bajaj Finance Ltd	1.57%
UltraTech Cement Limited	1.45%
Sun Pharmaceutical Industries Limited	1.38%
State Bank of India	1.31%
SBI Life Insurance Company Limited	1.28%
HCL Technologies Limited	1.27%
Bajaj Finserv Ltd	1.23%
Asian Paints (India) Ltd	1.12%
Tata Motors Limited	1.04%
IndusInd Bank Limited	1.04%
Apollo Hospitals Enterprise Limited	0.94%
Oil & Natural Gas Corporation Ltd.	0.88%
Tata Power Co. Ltd	0.87%
Titan Company Limited	0.85%
SRF Limited	0.77%
Hindalco Industries Limited	0.75%
NTPC Ltd.	0.72%
Jio Financial Services Ltd	0.61%
Eicher Motors Limited	0.58%
Others	7.02%
Total	99.80%

Deposits, Money Mkt Securities and Net Current Assets.	0.20%
---	--------------

Grand Total	100.00%
--------------------	----------------

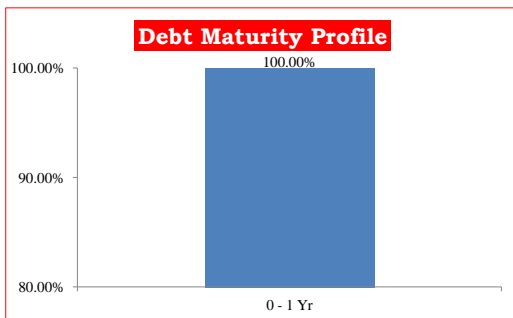
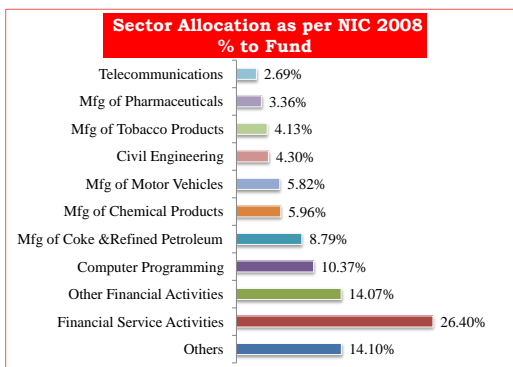
Debt Parameters	
Portfolio Yield (%)	6.62%
Avg Maturity (In Months)	0.03
Modified Duration (In Years)	0.00

AUM (in Lakhs)

Equity	Debt	MMI & Others	Total
37,663.01	-	76.57	37,739.58

Fund Manager	No. Of Funds Managed		
	Equity Fund	Debt Fund	Hybrid Fund
Mr Sumeet Hinduja	9	-	8

Asset Category	F&U Mandate	% of Actual
Money Market Insts	0% to 10%	0.11%
Public Deposits		
Govt. Securities	0% to 10%	0.00%
Corporate Bonds		
Equity	90% to 100%	99.80%
Net Current Assets	-	0.09%



Individual Prime Equity Pension Fund as on August 31, 2023

Fund Objective : The fund seeks to achieve long term accelerated capital growth through a portfolio of equities

SFIN Code	: ULIF01316/12/09PNPRIMEEQU101
Inception Date	: 01 Jan 2010
NAV	: 35.0623

Fund V/s Benchmark Performance		
Period	Returns (%)	Benchmark Returns (%)#
Inception	9.61%	10.05%
10 Years	13.92%	13.41%
7 Years	11.84%	11.86%
5 Years	11.20%	10.51%
3 Years	20.71%	19.13%
2 Years	6.69%	6.01%
1 Year	9.30%	8.42%
6 Months	11.25%	11.27%
1 Month	-1.41%	-2.53%

Nifty 50

Note: Returns over 1 year have been annualized.

Portfolio

Equity	% to Fund
Reliance Industries Limited	8.84%
HDFC Bank Limited	8.14%
ICICI Bank Limited	6.58%
Nippon India ETF Nifty Bank BeES	6.16%
Kotak Nifty Bank ETF	5.63%
Infosys Limited	5.57%
Larsen & Toubro Limited	4.45%
ITC Limited	3.88%
Tata Consultancy Services Limited	2.86%
Axis Bank Limited	2.73%
Nippon India Nifty IT ETF	2.54%
Hindustan Unilever Limited	2.43%
Bharti Airtel Ltd	2.25%
Mahindra & Mahindra Ltd.	2.14%
Maruti Suzuki India Ltd	1.78%
Dr Reddys Laboratories Limited	1.45%
IndusInd Bank Limited	1.39%
Tata Steel Limited	1.38%
UltraTech Cement Limited	1.35%
LTIMindtree Limited	1.35%
Bajaj Finance Ltd	1.34%
Sun Pharmaceutical Industries Limited	1.31%
Kotak Mahindra Bank Limited	1.31%
Asian Paints (India) Ltd	1.19%
HCL Technologies Limited	1.15%
State Bank of India	1.13%
Bajaj Finserv Ltd	1.04%
Titan Company Limited	0.92%
NTPC Ltd.	0.86%
Tata Motors Limited	0.85%
Apollo Hospitals Enterprise Limited	0.85%
Oil & Natural Gas Corporation Ltd.	0.84%
SBI Life Insurance Company Limited	0.83%
Tata Power Co. Ltd	0.78%
SRF Limited	0.74%
Bharat Forge Ltd	0.73%
Nestle India Limited	0.73%
Hindalco Industries Limited	0.67%
Shriram Finance Ltd	0.57%
Jio Financial Services Ltd	0.55%
Eicher Motors Limited	0.52%
Ashok Leyland Limited	0.51%
Others	4.81%
Total	97.13%

Deposits, Money Mkt Securities and Net Current Assets.	2.87%
---	--------------

Grand Total	100.00%
--------------------	----------------

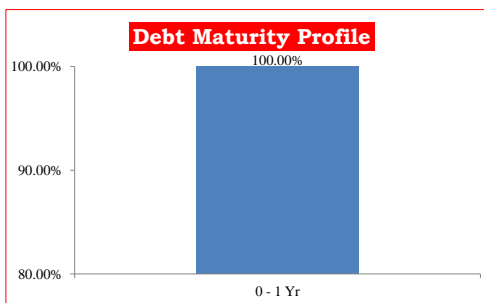
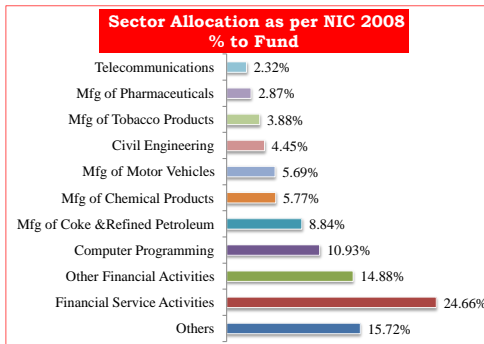
Debt Parameters	
Portfolio Yield (%)	6.62%
Avg Maturity (In Months)	0.03
Modified Duration (In Years)	0.00

AUM (₹ in Lakhs)

Equity	Debt	MMI & Others	Total
3,473.37	-	102.45	3,575.82

Fund Manager	No. Of Funds Managed		
	Equity Fund	Debt Fund	Hybrid Fund
Mr Sumeet Hinduja	9	-	8

Asset Category	F&U Mandate	% of Actual
Money Market Insts	0% to 10%	2.75%
Public Deposits		
Govt. Securities	0%	0.00%
Corporate Bonds		
Equity	90% to 100%	97.13%
Net Current Assets	-	0.12%



Individual Preserver Pension Fund as on August 31, 2023

Fund Objective : The fund seeks to generate income by investing in a diversified portfolio of debt and money market instruments of varying maturities.

SFIN Code	: ULIF01216/12/09PNPRESERV101
Inception Date	: 01 Jan 2010
NAV	: 29.8886

Fund V/s Benchmark Performance		
Period	Returns (%)	Benchmark Returns (%)#
Inception	8.34%	7.67%
10 Years	8.14%	8.39%
7 Years	6.54%	6.93%
5 Years	7.34%	7.70%
3 Years	4.35%	4.86%
2 Years	3.77%	4.53%
1 Year	5.83%	6.94%
6 Months	3.98%	4.48%
1 Month	0.48%	0.60%

CRISIL Composite Bond Fund Index

Note: Returns over 1 year have been annualized.

Portfolio

Debentures / Bonds	% to Fund
National Bank For Agriculture & Rural Development	6.99%
Indian Railway Finance Corporation Ltd	3.84%
REC Limited	3.59%
HDFC Bank Ltd	1.97%
Power Grid Corporation of India Ltd	1.73%
State Bank of India	1.33%
Export and Import Bank of India	0.34%
Total	19.79%

Government Securities	% to Fund
7.18% GOI Mat 24-Jul-2037	13.08%
7.10% GOI Mat 18-Apr-2029	12.34%
7.26% GOI Mat 22-Aug-2032	10.68%
7.26% GOI Mat 06-Feb-2033	10.33%
7.38% GOI Mat 20-Jun-2027	10.11%
7.17% GOI Mat 17-Apr-2030	5.44%
6.54% GOI Mat 17-Jan-2032	3.21%
7.30% GOI Mat 19-Jun-2053	2.75%
7.18% GOI Mat 14-Aug-2033	2.18%
7.25% GOI Mat 12-Jun-2063	0.66%
Others	1.35%
Total	72.15%

Deposits, Money Mkt Securities and Net Current Assets.	8.06%
--	-------

Grand Total	100.00%
--------------------	----------------

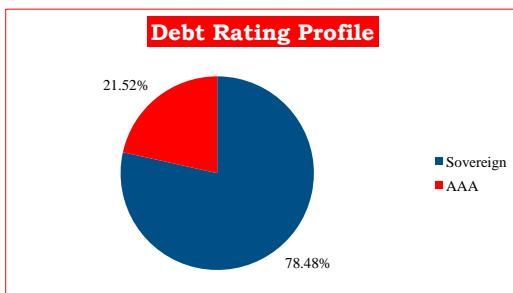
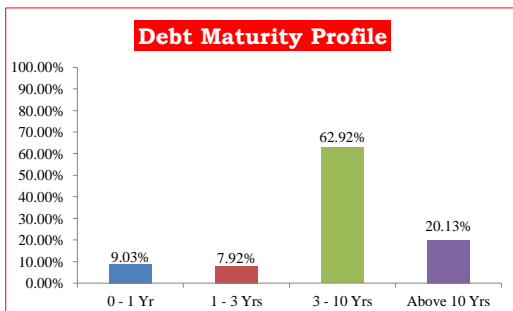
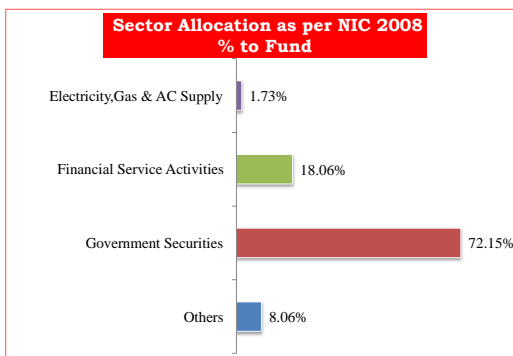
Debt Parameters	
Portfolio Yield (%)	7.23%
Avg Maturity (In Months)	95.58
Modified Duration (In Years)	5.29

AUM (in Lakhs)

Equity	Debt	MMI & Others	Total
-	5,491.65	481.57	5,973.21

Fund Manager	No. Of Funds Managed		
	Equity Fund	Debt Fund	Hybrid Fund
Mr Pranav Parekh	-	6	9

Asset Category	F&U Mandate	% of Actual
Money Market Insts	0% to 25%	8.25%
Public Deposits		
Govt. Securities	75% to 100%	91.94%
Corporate Bonds		
Equity	0%	0.00%
Net Current Assets	-	-0.19%



Individual Preserver Fund as on August 31, 2023

Fund Objective : The fund seeks to generate income by investing in a diversified portfolio of debt and money market instruments of varying maturities.

SFIN Code	: ULIF01016/12/09PRESERVER101
Inception Date	: 01 Jan 2010
NAV	: 29.8697

Fund V/s Benchmark Performance		
Period	Returns (%)	Benchmark Returns (%)#
Inception	8.33%	7.67%
10 Years	8.21%	8.39%
7 Years	6.59%	6.93%
5 Years	7.35%	7.70%
3 Years	4.33%	4.86%
2 Years	3.79%	4.53%
1 Year	5.91%	6.94%
6 Months	3.99%	4.48%
1 Month	0.47%	0.60%

CRISIL Composite Bond Fund Index

Note: Returns over 1 year have been annualized.

Portfolio

Debentures / Bonds	% to Fund
National Bank For Agriculture & Rural Development	8.74%
Indian Railway Finance Corporation Ltd	3.12%
Power Finance Corporation Ltd	2.48%
HDFC Bank Ltd	2.01%
REC Limited	1.91%
State Bank of India	1.73%
Power Grid Corporation of India Ltd	0.79%
Housing & Urban Development Corporation Limited	0.75%
Export and Import Bank of India	0.67%
Total	22.21%

Government Securities	% to Fund
7.18% GOI Mat 24-Jul-2037	14.38%
7.26% GOI Mat 06-Feb-2033	11.78%
7.38% GOI Mat 20-Jun-2027	11.48%
7.10% GOI Mat 18-Apr-2029	10.80%
7.17% GOI Mat 17-Apr-2030	10.76%
6.51% Karnataka SDL 21-Oct-2030	2.43%
7.59% GOI Mat 20-Mar-2029	2.43%
7.30% GOI Mat 19-Jun-2053	2.17%
7.18% GOI Mat 14-Aug-2033	1.67%
7.06% GOI Mat 10-Apr-2028	1.38%
Others	3.90%
Total	73.17%

Deposits, Money Mkt Securities and Net Current Assets. 4.62%

Grand Total **100.00%**

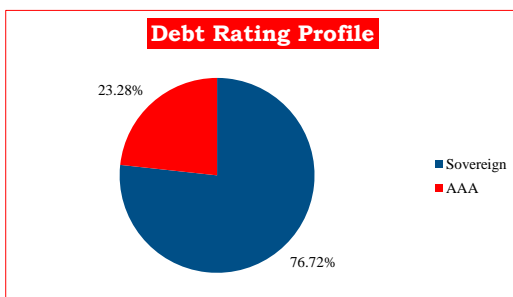
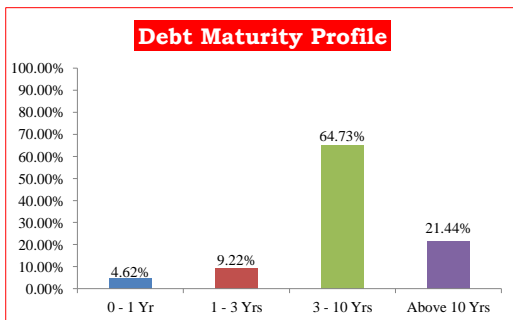
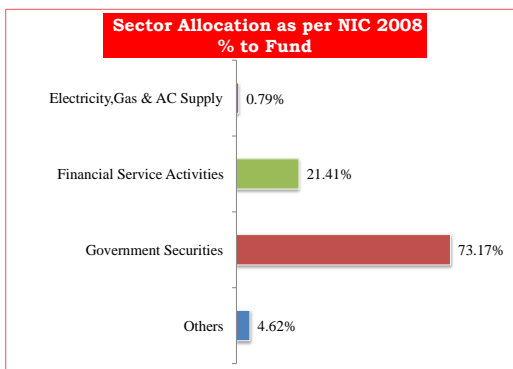
Debt Parameters	
Portfolio Yield (%)	7.27%
Avg Maturity (In Months)	95.73
Modified Duration (In Years)	5.35

AUM (in Lakhs)

Equity	Debt	MMI & Others	Total
-	18,615.27	902.26	19,517.53

Fund Manager	No. Of Funds Managed		
	Equity Fund	Debt Fund	Hybrid Fund
Mr Pranav Parekh	-	6	9

Asset Category	F&U Mandate	% of Actual
Money Market Insts	0% to 25%	3.91%
Public Deposits		
Govt. Securities	75% to 100%	95.38%
Corporate Bonds		
Equity	0%	0.00%
Net Current Assets	-	0.72%



Individual Secure Fund as on August 31, 2023

Fund Objective : The fund seeks to achieve long term moderate capital growth through an investment mix of upto 20% equity and the balance in high quality bonds and money market instruments.

SFIN Code	: ULIF00418/10/04SECURE101
Inception Date	: 02 Nov 2004
NAV	: 45.7607

Fund V/s Benchmark Performance		
Period	Returns (%)	Benchmark Returns (%)#
Inception	8.41%	8.06%
10 Years	9.14%	9.14%
7 Years	7.40%	7.67%
5 Years	8.13%	8.12%
3 Years	7.15%	7.00%
2 Years	4.23%	4.75%
1 Year	6.47%	7.16%
6 Months	5.06%	5.50%
1 Month	0.10%	0.13%

Crisil Composite Bond Index (85%) and Nifty 50 (15%)
Note: Returns over 1 year have been annualized.

Portfolio	
Equity	% to Fund
HDFC Bank Limited	2.50%
Reliance Industries Limited	1.35%
ICICI Bank Limited	1.27%
Infosys Limited	0.94%
ITC Limited	0.91%
Larsen & Toubro Limited	0.70%
Tata Consultancy Services Limited	0.57%
Others	8.93%
Total	17.17%

Debentures / Bonds	% to Fund
Indian Railway Finance Corporation Ltd	9.20%
REC Limited	3.34%
National Bank For Agriculture & Rural Development	3.03%
Housing & Urban Development Corporation Limited	2.32%
HDFC Bank Ltd	1.63%
Export and Import Bank of India	0.56%
Total	20.08%

Government Securities	% to Fund
9.20% GOI Mat 30-Sep-2030	7.69%
7.10% GOI Mat 18-Apr-2029	7.45%
7.18% GOI Mat 24-Jul-2037	5.79%
7.54% GOI Mat 23-May-2036	5.67%
8.26% GOI Mat 02-Aug-2027	5.16%
7.26% GOI Mat 22-Aug-2032	4.87%
7.38% GOI Mat 20-Jun-2027	4.60%
7.35% Andhra Pradesh SDL Mat 17-May-2039	4.12%
7.17% GOI Mat 17-Apr-2030	3.32%
7.26% GOI Mat 06-Feb-2033	3.10%
Others	8.27%
Total	60.03%

Deposits, Money Mkt Securities and Net Current Assets.	2.72%
---	--------------

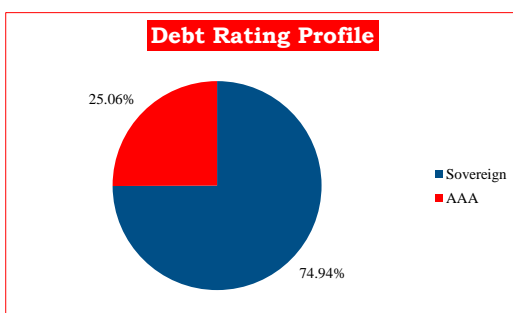
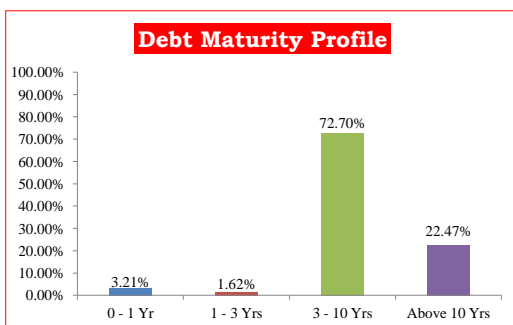
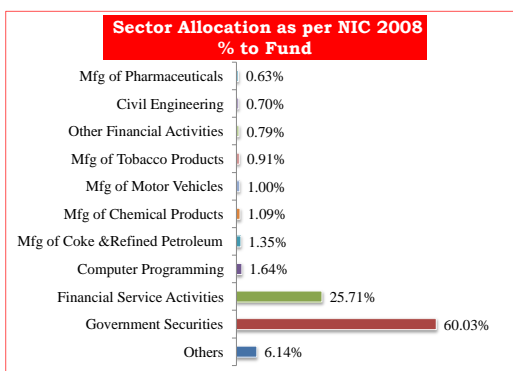
Grand Total	100.00%
--------------------	----------------

Debt Parameters	
Portfolio Yield (%)	7.31%
Avg Maturity (In Months)	99.42
Modified Duration (In Years)	5.47

AUM (in Lakhs)			
Equity	Debt	MMI & Others	Total
620.05	2,892.65	98.10	3,610.81

Fund Manager	No. Of Funds Managed		
	Equity Fund	Debt Fund	Hybrid Fund
Mr Pranav Parekh	-	6	9
Mr Sumeet Hinduja	9	-	8

Asset Category	F&U Mandate	% of Actual
Money Market Insts	0% to 20%	2.08%
Public Deposits		
Govt. Securities	0% to 90%	80.11%
Corporate Bonds		
Equity	10% to 20%	17.17%
Net Current Assets	-	0.64%



Pension Debt Fund as on August 31, 2023

Fund Objective : The fund seeks to generate income through an investment mix of high quality bonds and money market instruments.

SFIN Code	: ULIF00705/02/08PENDEBT101
Inception Date	: 05 Mar 2008
NAV	: 34.3504

Fund V/s Benchmark Performance		
Period	Returns (%)	Benchmark Returns (%)#
Inception	8.29%	7.49%
10 Years	8.46%	8.39%
7 Years	6.84%	6.93%
5 Years	7.69%	7.70%
3 Years	4.56%	4.86%
2 Years	4.05%	4.53%
1 Year	6.05%	6.94%
6 Months	4.04%	4.48%
1 Month	0.49%	0.60%

CRISIL Composite Bond Fund Index
Note: Returns over 1 year have been annualized.

Portfolio	
Debentures / Bonds	% to Fund
Power Grid Corporation of India Ltd	7.73%
Indian Railway Finance Corporation Ltd	4.27%
Power Finance Corporation Ltd	2.15%
Export and Import Bank of India	2.15%
HDFC Bank Ltd	2.10%
State Bank of India	1.06%
Total	19.47%

Government Securities	% to Fund
7.26% GOI Mat 06-Feb-2033	15.30%
8.47% Maharashtra SDL 10-02-2026	11.05%
7.38% GOI Mat 20-Jun-2027	9.14%
7.26% GOI Mat 22-Aug-2032	9.13%
7.18% GOI Mat 24-Jul-2037	6.91%
7.41% GOI Mat 19-Dec-2036	6.51%
6.54% GOI Mat 17-Jan-2032	4.61%
7.68% Karnataka SDL Mat 16-Nov-2031	4.34%
8.26% GOI Mat 02-Aug-2027	3.93%
7.06% GOI Mat 10-Apr-2028	1.06%
Others	2.66%
Total	74.65%

Deposits, Money Mkt Securities and Net Current Assets.	5.88%
---	--------------

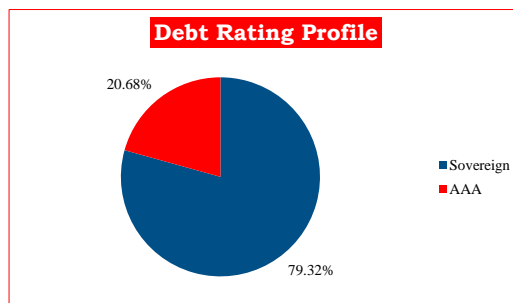
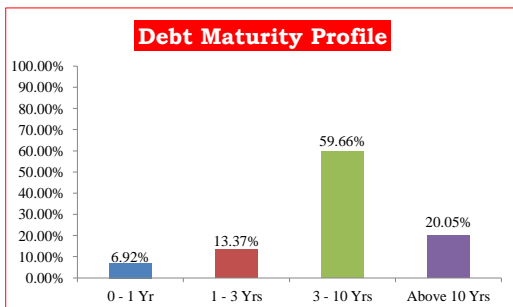
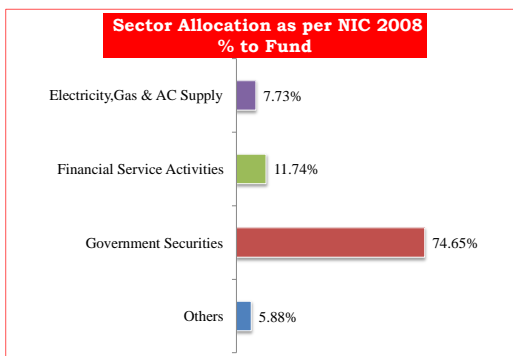
Grand Total	100.00%
--------------------	----------------

Debt Parameters	
Portfolio Yield (%)	7.27%
Avg Maturity (In Months)	93.89
Modified Duration (In Years)	5.26

AUM (in Lakhs)			
Equity	Debt	MMI & Others	Total
-	880.94	55.04	935.98

Fund Manager	No. Of Funds Managed		
	Equity Fund	Debt Fund	Hybrid Fund
Mr Pranav Parekh	-	6	9

Asset Category	F&U Mandate	% of Actual
Money Market Insts	0% to 100%	98.80%
Public Deposits		
Govt. Securities		
Corporate Bonds		
Equity	0%	0.00%
Net Current Assets	-	1.20%



Pension Equity Fund as on August 31, 2023

Fund Objective : The fund seeks to achieve long term accelerated capital growth through a portfolio of equities.

SFIN Code	: ULIF00805/02/08PEN EQUITY101
Inception Date	: 05 Mar 2008
NAV	: 38.0868

Fund V/s Benchmark Performance		
Period	Returns (%)	Benchmark Returns (%)#
Inception	9.02%	9.20%
10 Years	13.44%	13.41%
7 Years	11.50%	11.86%
5 Years	10.47%	10.51%
3 Years	19.23%	19.13%
2 Years	5.95%	6.01%
1 Year	8.75%	8.42%
6 Months	11.40%	11.27%
1 Month	-1.62%	-2.53%

Nifty 50

Note: Returns over 1 year have been annualized.

Portfolio

Equity	% to Fund
HDFC Bank Limited	9.42%
Nippon India ETF Nifty Bank BeES	9.30%
Reliance Industries Limited	8.82%
ICICI Bank Limited	7.76%
Infosys Limited	6.24%
Larsen & Toubro Limited	4.65%
ITC Limited	4.58%
Tata Consultancy Services Limited	3.42%
Axis Bank Limited	2.97%
Hindustan Unilever Limited	2.65%
Bharti Airtel Ltd	2.36%
Maruti Suzuki India Ltd	2.04%
Mahindra & Mahindra Ltd.	1.97%
Nippon India Nifty IT ETF	1.85%
Titan Company Limited	1.76%
State Bank of India	1.49%
UltraTech Cement Limited	1.44%
Dr Reddys Laboratories Limited	1.33%
Asian Paints (India) Ltd	1.32%
Bajaj Finserv Ltd	1.28%
Kotak Mahindra Bank Limited	1.26%
Bajaj Finance Ltd	1.21%
Sun Pharmaceutical Industries Limited	1.05%
SRF Limited	0.98%
Tata Steel Limited	0.96%
Tata Motors Limited	0.90%
Cipla Limited	0.90%
IndusInd Bank Limited	0.87%
SBI Life Insurance Company Limited	0.87%
Apollo Hospitals Enterprise Limited	0.84%
Hindalco Industries Limited	0.76%
HCL Technologies Limited	0.71%
Bharat Electronics Ltd	0.69%
Eicher Motors Limited	0.59%
Oil & Natural Gas Corporation Ltd.	0.58%
Jio Financial Services Ltd	0.55%
Zomato Limited	0.53%
Others	8.08%
Total	98.98%

Deposits, Money Mkt Securities and Net Current Assets.	1.02%
---	--------------

Grand Total	100.00%
--------------------	----------------

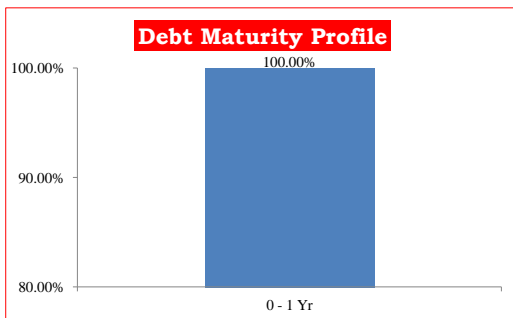
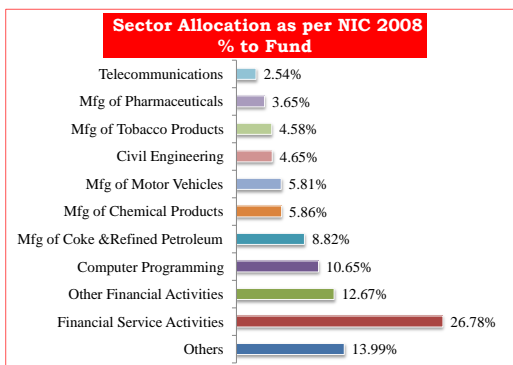
Debt Parameters	
Portfolio Yield (%)	6.62%
Avg Maturity (In Months)	0.03
Modified Duration (In Years)	0.00

AUM (in Lakhs)

Equity	Debt	MMI & Others	Total
1,975.03	-	20.41	1,995.44

Fund Manager	No. Of Funds Managed		
	Equity Fund	Debt Fund	Hybrid Fund
Mr Sumeet Hinduja	9	-	8

Asset Category	F&U Mandate	% of Actual
Money Market Insts		
Public Deposits	0% to 15%	0.88%
Govt. Securities		
Corporate Bonds		
Equity	85% to 100%	98.98%
Net Current Assets	-	0.14%



Pension Liquid Fund as on August 31, 2023

Fund Objective : The fund seeks to provide reasonable returns while providing a high level of liquidity and low risk by investing in money market securities.

SFIN Code	: ULIF00905/02/08PENLIQUID101
Inception Date	: 05 Mar 2008
NAV	: 26.8595

Fund V/s Benchmark Performance		
Period	Returns (%)	Benchmark Returns (%)#
Inception	6.58%	6.90%
10 Years	5.90%	6.77%
7 Years	5.09%	5.90%
5 Years	4.81%	5.49%
3 Years	4.23%	4.87%
2 Years	4.57%	5.49%
1 Year	5.89%	6.86%
6 Months	3.10%	3.57%
1 Month	0.51%	0.58%

CRISIL Liquid Fund Index

Note: Returns over 1 year have been annualized.

Portfolio	
-----------	--

Deposits, Money Mkt Securities and Net Current Assets.	100.00%
--	---------

Grand Total	100.00%
-------------	---------

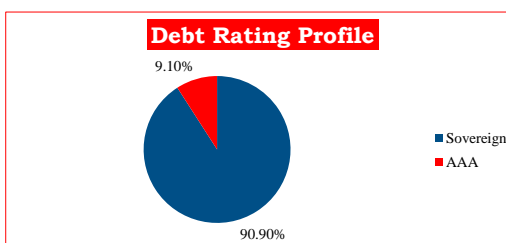

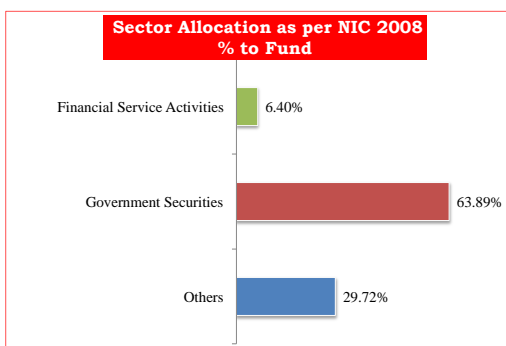
Debt Parameters	
Portfolio Yield (%)	6.71%
Avg Maturity (In Months)	3.56
Modified Duration (In Years)	0.30

AUM (in Lakhs)

Equity	Debt	MMI & Others	Total
-	-	76.14	76.14

Fund Manager	No. Of Funds Managed		
	Equity Fund	Debt Fund	Hybrid Fund
Mr Pranav Parekh	-	6	9

Asset Category	F&U Mandate	% of Actual
Money Market Insts	0% to 100%	98.68%
Public Deposits		
Govt. Securities	0%	0.00%
Corporate Bonds		
Equity	0%	0.00%
Net Current Assets	-	1.32%



Individual Midcap Fund as on August 31, 2023

Fund Objective : To provide for equity linked market returns with predominant investment in Midcap companies across sectors.

SFIN Code	: ULIF01701/01/17MIDCAP101
Inception Date	: 16 Mar 2017
NAV	: 20.8165

Fund Vs Benchmark Performance		
Period	Returns (%)	Benchmark Returns (%)#
Inception	12.01%	13.87%
10 Years	N/A	N/A
7 Years	N/A	N/A
5 Years	12.83%	14.45%
3 Years	23.38%	32.85%
2 Years	8.31%	17.33%
1 Year	15.51%	24.26%
6 Months	25.00%	29.89%
1 Month	2.95%	3.70%

Nifty MidCap 100
Note: Returns over 1 year have been annualised.

Portfolio

Equity	% to Fund
Shriram Finance Ltd	3.75%
Trent Ltd.	3.51%
Tvs Motor Company Ltd.	2.56%
AU Small Finance Bank Limited	2.46%
Federal Bank Limited	2.27%
Max Financial Services Limited	1.99%
REC Limited	1.91%
Lupin Limited	1.82%
Tata Elxsi Limited	1.77%
The Indian Hotels Company Ltd	1.73%
IDFC First Bank Limited	1.72%
Mahindra & Mahindra Financial Services Limited	1.70%
Astral Limited	1.69%
Dixon Technologies (India) Limited	1.63%
Bharat Forge Ltd	1.63%
Persistent Systems Ltd.	1.60%
Ashok Leyland Limited	1.59%
CG Power and Industrial Solutions Limited	1.59%
Max Healthcare Institute Limited	1.58%
Sona BLW Precision Forgings Limited	1.50%
Cummins India Ltd.	1.45%
Bharat Electronics Ltd	1.42%
Torrent Power Ltd.	1.41%
Zybus Lifesciences Limited	1.36%
Zee Entertainment Enterprises Limited	1.36%
Tata Communications Ltd	1.35%
Coforge Limited	1.32%
Albem Laboratories Ltd	1.30%
Crompton Greaves Consumer Electricals Ltd	1.29%
SRF Limited	1.26%
L&T Technology Services Ltd	1.25%
Abbot India Ltd	1.25%
Tube Investments of India Ltd.	1.23%
Coromandel International Ltd	1.21%
City Union Bank Ltd	1.20%
Prestige Estates Projects Ltd	1.17%
Indraprastha Gas Ltd.	1.12%
Container Corporation of India Ltd	1.08%
Dalmia Bharat Limited	1.08%
Apollo Hospitals Enterprise Limited	1.06%
Karur Vysya Bank Limited	1.00%
UNO Minda Limited	1.00%
Vollas Ltd	0.98%
IPCA Laboratories Ltd	0.97%
Tata Power Co. Ltd	0.97%
Aditya Birla Fashion & Retail Limited	0.96%
LIC Housing Finance Limited	0.92%
Tata Chemicals Ltd	0.90%
Hindustan Petroleum Corporation Ltd.	0.88%
Escorts Kubota Limited	0.87%
P J Industries Limited	0.84%
Fortis Healthcare Limited	0.83%
Obsero Realty Ltd	0.82%
Siemens Ltd	0.82%
Mankind Pharma Limited	0.82%
Rainbow Childrens Medicare Ltd	0.80%
Equitas Small Finance Bank Ltd	0.79%
Bank of Baroda	0.78%
Laurus Labs Limited	0.78%
United Breweries Limited	0.73%
Balkrishna Industries Ltd.	0.68%
Chalet Hotels Limited	0.67%
National Mineral Development Corporation Ltd	0.66%
Gujarat Gas Limited	0.66%
Motherson Suni Wiring India Ltd.	0.64%
JK Cement Limited	0.64%
Jindal Steel & Power Limited	0.64%
Mphasis Limited	0.64%
PB Fintech Limited	0.62%
360 One WAM Limited	0.62%
Ajanta Pharma Limited	0.60%
Steel Authority of India Ltd	0.60%
Timken India Ltd	0.58%
Apollo Tyres Ltd	0.57%
Devyani International Limited	0.54%
Indiabank Limited	0.53%
Dr. Lal Path. Labs Ltd.	0.52%
SKF India Ltd	0.51%
Others	5.86%
Total	99.44%

Deposits, Money Mkt Securities and Net Current Assets.	0.56%
---	--------------

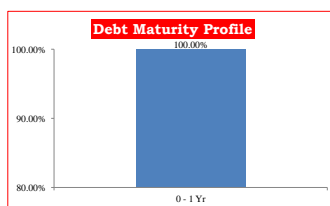
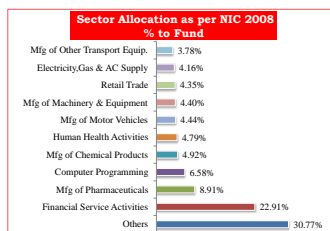
Grand Total	100.00%
--------------------	----------------

Debt Parameters	
Portfolio Yield (%)	6.62%
Avg Maturity (In Months)	0.03
Modified Duration (In Years)	0.00

AUM (in Lakhs)			
Equity	Debt	MMI & Others	Total
8,543.43	-	48.53	8,591.97

Fund Manager	No. Of Funds Managed		
	Equity Fund	Debt Fund	Hybrid Fund
Mr Sumeet Hinduja	9	-	8

Asset Category	F&U Mandate	% of Actual
Money Market Inst	0% to 25%	0.45%
Public Deposits		
Govt. Securities	0%	0.00%
Corporate Bonds		
Equity	75% to 100%	99.44%
Net Current Assets	-	0.11%



Capped Nifty Index Fund as on August 31, 2023

Fund Objective : To generate long-term capital appreciation from a portfolio that is predominantly based on the Nifty-50 index, capped by the regulatory limits on stocks, sectors and groups

SFIN Code	: ULI01801/10/18CAPNIFINDX101
Inception Date	: 25 Feb 2019
NAV	: 18.0766

Fund V/s Benchmark Performance		
Period	Returns (%)	Benchmark Returns (%)#
Inception	14.01%	13.48%
10 Years	N/A	N/A
7 Years	N/A	N/A
5 Years	N/A	N/A
3 Years	20.11%	19.13%
2 Years	7.11%	6.01%
1 Year	9.46%	8.42%
6 Months	11.36%	11.27%
1 Month	-2.48%	-2.53%

Nifty 50

Note: Returns over 1 year have been annualized.

Portfolio	
Equity	% to Fund
Kotak Nifty Bank ETF	9.16%
HDFC Bank Limited	8.95%
Reliance Industries Limited	8.59%
Infosys Limited	5.54%
ICICI Bank Limited	5.08%
Nippon India ETF Nifty Bank BeES	4.63%
ITC Limited	4.11%
Tata Consultancy Services Limited	3.66%
Larsen & Toubro Limited	3.61%
State Bank of India	2.52%
Hindustan Unilever Limited	2.50%
Bharti Airtel Ltd	2.37%
Kotak Mahindra Bank Limited	2.34%
Bajaj Finance Ltd	2.08%
Axis Bank Limited	1.87%
Mahindra & Mahindra Ltd.	1.68%
Asian Paints (India) Ltd	1.64%
Maruti Suzuki India Ltd	1.47%
Titan Company Limited	1.44%
Sun Pharmaceutical Industries Limited	1.35%
HCL Technologies Limited	1.27%
Bajaj Finserv Ltd	1.23%
Tata Motors Limited	1.20%
NTPC Ltd.	1.12%
UltraTech Cement Limited	1.08%
Tata Steel Limited	1.03%
Nestle India Limited	0.96%
Power Grid Corporation of India Ltd	0.94%
SBI Life Insurance Company Limited	0.91%
IndusInd Bank Limited	0.88%
Oil & Natural Gas Corporation Ltd.	0.84%
JSW Steel Ltd	0.84%
Grasim Industries Limited	0.78%
Dr Reddys Laboratories Limited	0.76%
Bajaj Auto Ltd.	0.75%
Hindalco Industries Limited	0.74%
Cipla Limited	0.71%
Adani Ports & Special Economic Zone Ltd	0.64%
Tech Mahindra Limited	0.63%
Britannia Industries Ltd	0.59%
Jio Financial Services Ltd	0.55%
Tata Consumer Products Limited	0.55%
Divis Laboratories Ltd.	0.54%
Apollo Hospitals Enterprise Limited	0.53%
Coal India Limited	0.52%
Eicher Motors Limited	0.52%
Others	1.65%
Total	97.33%

Deposits, Money Mkt Securities and Net Current Assets.	2.67%
---	--------------

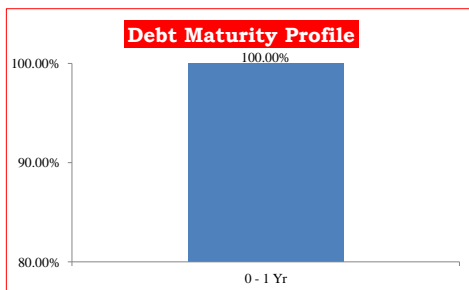
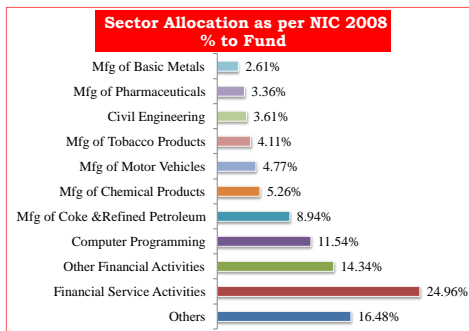
Grand Total	100.00%
--------------------	----------------

Debt Parameters	
Portfolio Yield (%)	6.62%
Avg Maturity (In Months)	0.03
Modified Duration (In Years)	0.00

AUM (₹ in Lakhs)			
Equity	Debt	MMI & Others	Total
2,933.55	-	80.47	3,014.02

Fund Manager	No. Of Funds Managed		
	Equity Fund	Debt Fund	Hybrid Fund
Mr Sumeet Hinduja	9	-	8

Asset Category	F&U Mandate	% of Actual
Money Market Insts	0% to 10%	2.52%
Public Deposits	0%	0.00%
Govt. Securities	0%	0.00%
Corporate Bonds	90% to 100%	97.33%
Equity	-	0.15%
Net Current Assets	-	-



Large Cap Pension Fund as on August 31, 2023

Fund Objective : To generate long-term capital appreciation from a portfolio that is predominantly based on the stocks which are constituents of the Nifty-50, subject to the regulatory limits on investee companies, their groups and industry sectors

SFIN Code	: UULF01901/06/20PNLARGCAP101
Inception Date	: 05 Oct 2020
NAV	: 15.9748

Fund V/s Benchmark Performance		
Period	Returns (%)	Benchmark Returns (%)#
Inception	17.50%	19.41%
10 Years	N/A	N/A
7 Years	N/A	N/A
5 Years	N/A	N/A
3 Years	N/A	N/A
2 Years	6.74%	6.01%
1 Year	8.95%	8.42%
6 Months	11.31%	11.27%
1 Month	-2.28%	-2.53%

Nifty 50

Note: Returns over 1 year have been annualized.

Portfolio	
Equity	% to Fund
HDFC Bank Limited	8.63%
Reliance Industries Limited	8.18%
Nippon India ETF Nifty Bank BeES	6.16%
ICICI Bank Limited	6.08%
Kotak Nifty Bank ETF	6.01%
Infosys Limited	5.84%
ITC Limited	4.26%
Tata Consultancy Services Limited	3.78%
Larsen & Toubro Limited	3.70%
Axis Bank Limited	2.86%
Hindustan Unilever Limited	2.48%
Bharti Airtel Ltd	2.40%
Kotak Mahindra Bank Limited	2.29%
Bajaj Finance Ltd	2.22%
State Bank of India	1.77%
Mahindra & Mahindra Ltd.	1.70%
Asian Paints (India) Ltd	1.69%
Maruti Suzuki India Ltd	1.47%
Titan Company Limited	1.45%
HCL Technologies Limited	1.37%
Sun Pharmaceutical Industries Limited	1.37%
Tata Motors Limited	1.27%
Bajaj Finserv Ltd	1.24%
NTPC Ltd.	1.16%
UltraTech Cement Limited	1.08%
Tata Steel Limited	1.07%
Power Grid Corporation of India Ltd	0.97%
Tech Mahindra Limited	0.93%
Nestle India Limited	0.92%
SBI Life Insurance Company Limited	0.90%
JSW Steel Ltd	0.87%
Grasim Industries Limited	0.81%
Hindalco Industries Limited	0.80%
Dr Reddys Laboratories Limited	0.79%
Oil & Natural Gas Corporation Ltd.	0.76%
Cipla Limited	0.75%
Bajaj Auto Ltd.	0.71%
Adani Ports & Special Economic Zone Ltd	0.67%
Wipro Limited	0.61%
Britannia Industries Ltd	0.61%
Tata Consumer Products Limited	0.60%
Eicher Motors Limited	0.56%
Jio Financial Services Ltd	0.55%
Apollo Hospitals Enterprise Limited	0.54%
Coal India Limited	0.54%
Divis Laboratories Ltd.	0.54%
Others	1.73%
Total	97.69%

Deposits, Money Mkt Securities and Net Current Assets.	2.31%
---	--------------

Grand Total	100.00%
--------------------	----------------

Debt Parameters	
Portfolio Yield (%)	6.62%
Avg Maturity (In Months)	0.03
Modified Duration (In Years)	0.00

AUM (₹ in Lakhs)

Equity	Debt	MMI & Others	Total
9,602.33	-	227.47	9,829.81

Fund Manager	No. Of Funds Managed		
	Equity Fund	Debt Fund	Hybrid Fund
Mr Sumeet Hinduja	9	-	8

Asset Category	F&U Mandate	% of Actual
Money Market Insts	0% to 10%	2.18%
Public Deposits		
Govt. Securities	0%	0.00%
Corporate Bonds		
Equity	90% to 100%	97.69%
Net Current Assets	-	0.13%

