

Price Waterhouse Chartered Accountants LLP

Chartered Accountants
252, Veer Savarkar Marg,
Opp Shivaji Park,
Dadar (W), Mumbai 400028

G. M. Kapadia & Co.

Chartered Accountants
1007, Raheja Chambers,
213 Nariman Point,
Mumbai – 400021

Auditors' Report on Standalone Financial Results for the quarter and half year ended September 30, 2019 of HDFC Life Insurance Company Limited (formerly known as HDFC Standard Life Insurance Company Limited)

To The Board of Directors of
HDFC Life Insurance Company Limited
(formerly known as HDFC Standard Life Insurance Company Limited)

1. We have audited the accompanying standalone financial results of HDFC Life Insurance Company Limited (formerly known as HDFC Standard Life Insurance Company Limited) for the quarter and half year ended September 30, 2019 which are included in the accompanying Statement of Standalone Audited Results for the quarter and half year ended September 30, 2019, the statement of assets and liabilities as on that date and the receipts and payment accounts for the half-year ended on that date, being submitted by the Company pursuant to the requirement of Regulation 33 of the SEBI (Listing Obligations and Disclosure Requirements) Regulations, 2015, as amended and IRDA Circular reference: IRDAI/F&I/ REG/ CIR/208/10/2016 dated 25th October 2016 ("Standalone financial results") which have been approved by the Board of Directors on October 23, 2019.
2. These standalone financial results have been prepared on the basis of the interim condensed financial statements prepared in accordance with the measurement and recognition principles specified in paragraph 3 below, which is the responsibility of the Company's management. The management's responsibility also includes the design, implementation and maintenance of internal control relevant to the preparation of the standalone financial results that is free from material misstatement, whether due to fraud or error.
3. Our responsibility is to express an opinion on these quarterly and half year ended to date standalone financial results based on our audit of such interim condensed financial statements, which have been prepared by the Company's Management in accordance with the recognition and measurement principles laid down in Accounting Standard ("AS") 25, "Interim Financial Reporting", specified under Section 133 of the Companies Act, 2013 ("the Act") read with Rule 7 of the Companies (Accounts) Rules, 2014 issued thereunder, including the relevant provisions of the Insurance Act, 1938 (the "Insurance Act"), the Insurance Regulatory and Development Authority Act, 1999 (the "IRDA Act") and other accounting principles generally accepted in India, to the extent considered relevant and appropriate for the purpose of quarter and half year ended to date standalone financial



results and which are not inconsistent with the accounting principles as prescribed in the Insurance Regulatory and Development Authority (Preparation of Financial Statements and Auditors' Report of Insurance Companies) Regulations, 2002 (the "Regulations") and orders/directions/circulars issued by the Insurance Regulatory and Development Authority of India ("IRDAI") to the extent applicable.

4. We conducted our audit in accordance with the Standards on Auditing (SAs) specified under section 143(10) of the Companies Act, 2013 (the Act) and other applicable authoritative pronouncements issued by the Institute of Chartered Accountants of India. Those standards require that we plan and perform the audit to obtain reasonable assurance about whether the standalone financial results are free of material misstatements. An audit includes examining, on a test basis, evidence supporting the amounts disclosed as financial results. An audit also includes assessing the accounting principles used and significant estimates made by management. We believe that our audit provides a reasonable basis for our opinion.
5. In our opinion and to the best of our information and according to the explanations given to us these quarterly and half year ended to date standalone financial results:
 - I) are presented in accordance with the requirements of Regulation 33 of the SEBI (Listing Obligations and Disclosure Requirements) Regulations, 2015 and IRDAI IRDA Circular reference: IRDAI/F&I/REG/CIR/208/10/2016 dated 25th October 2016 in this regard; and
 - II) give a true and fair view of the net profit and other financial information for the quarter and half year ended September 30, 2019 and also the statement of assets and liabilities as at September 30, 2019 and the receipts and payment accounts for the half-year ended on that date.

Other Matter

6. The actuarial valuation of liabilities for life policies in force is the responsibility of the Company's Appointed Actuary (the "Appointed Actuary"). The actuarial valuation of these liabilities for life policies in force and for policies in respect of which premium has been discontinued but liability exists as at September 30, 2019 has been duly certified by the Appointed Actuary and in his opinion, the assumptions for such valuation are in accordance with the guidelines and norms issued by the IRDAI and the Institute of



Actuaries of India in concurrence with the Authority. We have relied upon the Appointed Actuary's certificate in this regard for forming our opinion on the valuation of liabilities for life policies in force and for policies in respect of which premium has been discontinued but liability exists, as contained in the interim condensed financial statements of the Company.

For Price Waterhouse Chartered Accountants LLP
Chartered Accountants
Firm Registration No.012754N/N500016

For G.M.Kapadia & Co.
Chartered Accountants
Firm Registration No.104767W

Alpa Kedia

Alpa Kedia

Partner

Membership No. 100681

UDIN: 19100681AAAADN8298

Place: Mumbai

Date: October 23, 2019

Rajen Ashar

Rajen Ashar

Partner

Membership No. 048243

UDIN: 19048243AAAADN6402



HDFC Life Insurance Company Limited
(Formerly HDFC Standard Life Insurance Company Limited)
Statement of Standalone Audited Results for the Quarter and Six Months ended September 30, 2019

Sr. No.	Particulars	Three Months ended / As at			Six Months ended / As at		(₹ in Lakhs)
		September 30, 2019	June 30, 2019	September 30, 2018	September 30, 2019	September 30, 2018	Year ended / As at
		(Audited)	(Audited)	(Audited)	(Audited)	(Audited)	(Audited)
POLICYHOLDERS' A/C							
1	Gross premium income						
	(a) First Year Premium	145,272	132,658	120,644	277,930	201,887	505,811
	(b) Renewal Premium	356,684	280,980	323,083	617,664	561,089	1,421,457
	(c) Single Premium	253,567	259,938	240,325	513,505	426,846	991,334
2	Net premium income ¹	745,368	645,116	677,755	1,390,494	1,177,883	2,892,401
3	Income from investments (Net) ²	113,512	205,138	109,024	318,650	288,699	902,749
4	Other income	4,844	3,223	2,850	8,067	7,442	17,506
5	Transfer of funds from Shareholders' A/c	2,113	-	410	2,113	1,762	30,895
6	Total (2 to 5)	865,837	853,477	790,039	1,719,314	1,475,786	3,643,551
7	Commission on						
	(a) First Year Premium	26,793	25,845	18,736	52,638	32,919	78,394
	(b) Renewal Premium	6,351	3,353	4,437	9,704	7,839	21,372
	(c) Single Premium	3,410	3,025	3,193	6,435	5,428	12,003
8	Net Commission³	36,554	32,223	26,366	68,777	46,186	111,769
9	Operating Expenses related to Insurance business (a+b)						
	(a) Employees remuneration and welfare expenses	43,090	39,398	36,614	82,488	68,108	140,822
	(b) Other operating expenses ⁴	66,461	48,683	57,962	115,144	97,926	240,535
10	Expenses of Management (8+9)	146,105	120,304	120,942	266,409	213,220	493,126
11	Provisions for doubtful debts (including bad debts written off)	-	-	-	-	-	-
12	Provisions for diminution in value of investments ⁵	5,792	8,408	6,335	14,200	7,350	9,056
13	Goods & Services Tax/Service Tax charge on linked charges	8,626	8,492	8,331	17,118	16,223	33,982
14	Provision for taxes	(2,437)	484	(361)	(1,953)	1,984	22,679
15	Benefits Paid ³ (Net) ¹	422,347	366,176	336,254	788,523	630,499	1,398,891
16	Change in actuarial liability	264,108	311,966	299,080	576,074	553,167	1,750,746
17	Total (10+11+12+13+14+15+16)	844,541	815,830	770,581	1,660,371	1,422,443	3,708,480
18	Surplus/Deficit (6-17)	21,296	37,647	19,458	58,943	53,343	135,071
19	Appropriations						
	(a) Transferred to Shareholders A/c	22,030	35,033	23,407	57,063	55,404	120,690
	(b) Funds for Future Appropriations	(734)	2,614	(3,949)	1,880	(2,061)	14,381
20	Details of Surplus / Deficit						
	(a) Interim bonus paid	806	1,628	629	2,434	1,294	6,137
	(b) Terminal bonus paid	20,760	13,031	10,019	33,791	14,888	51,290
	(c) Allocation of bonus to policyholders	-	-	-	-	-	77,681
	(d) Surplus shown in the Revenue Account	21,296	37,647	19,458	58,943	53,343	135,071
	Total Surplus	42,862	52,306	30,106	95,168	69,525	270,179
SHAREHOLDERS' A/C							
21	Transfer from Policyholders' Account	22,030	35,033	23,407	57,063	55,404	120,690
22	Total income under Shareholders' Account						
	(a) Investment Income	14,001	9,876	7,331	23,877	15,212	40,839
	(b) Other income	-	-	-	-	932	2,108
23	Expenses other than those related to insurance business	883	202	535	885	778	2,781
24	Transfer of funds to Policyholders' Account	2,113	-	410	2,113	1,762	30,895
25	Provisions for doubtful debts (including write off)	-	-	-	-	-	-
26	Provisions for diminution in value of investments ⁵	558	1,019	181	1,577	194	973
27	Profit before tax	32,677	43,688	29,632	76,366	68,814	128,988
28	Provisions for tax	1,808	1,226	934	3,034	2,098	1,309
29	Profit after tax and before Extraordinary items	30,869	42,462	28,698	73,331	66,716	127,679
30	Profit after tax and Extraordinary items	30,869	42,462	28,698	73,331	66,716	127,679
31	Dividend per share (₹) (Nominal value ₹ 10 per share)						
	(a) Interim Dividend	-	-	-	-	-	1.63
	(b) Final Dividend	-	-	-	-	-	-
32	Profit carried to Balance Sheet ⁵	400,733	369,864	308,081	400,733	306,081	327,403
33	Paid up equity share capital	201,767	201,749	201,391	201,767	201,391	201,738
34	Reserve & Surplus (excluding Revaluation Reserve)	437,834	406,687	339,103	437,834	339,103	364,088
35	Fair Value Change Account and Revaluation Reserve (Shareholders)	(4,125)	(265)	(146)	(4,125)	(146)	(301)
36	Total Assets:						
	(a) Investments:						
	- Shareholders'	530,350	517,834	443,749	530,350	443,749	504,979
	- Policyholders Fund excluding Linked Assets	6,264,371	6,107,061	5,105,256	6,264,371	5,105,258	5,712,446
	- Assets held to cover Linked Liabilities (Linked Assets)	6,306,432	6,333,254	5,774,283	6,306,432	5,774,283	6,337,741
	(b) Other Assets (Net of current liabilities and provisions)	4,143	(120,924)	(103,232)	4,143	(103,232)	(66,876)

*Details of Expenses contributing more than 10% of the expense of management are as below -

Advertisement and publicity	27,467	19,904	24,745	47,371	39,591	98,365
Business development expenses	13,964	9,130	13,651	23,094	22,014	63,655

Foot notes :

- 1 Net of reinsurance
- 2 Net of amortisation and losses (including capital gains)
- 3 Inclusive of interim and terminal bonus
- 4 Inclusive of provision for standard and non-standard assets
- 5 Represents accumulated surplus



AGP

MT

HDFC Life Insurance Company Limited
(Formerly HDFC Standard Life Insurance Company Limited)
Standalone Balance Sheet as at September 30, 2019

(₹ in Lakhs)

Particulars	As at		
	September 30, 2019 (Audited)	March 31, 2019 (Audited)	September 30, 2018 (Audited)
SOURCES OF FUNDS			
SHAREHOLDERS' FUNDS:			
Share Capital	201,767	201,738	201,391
Share application money received pending allotment of shares	48	39	451
Reserves and Surplus	437,834	364,088	339,103
Credit / (Debit) Fair Value Change Account	(4,125)	(301)	(146)
Sub-Total	635,524	565,564	540,799
BORROWINGS			
POLICYHOLDERS' FUNDS:			
Credit / (Debit) Fair Value Change Account	80,306	111,213	81,766
Policy Liabilities	5,970,855	5,363,471	4,729,351
Insurance Reserve	-	-	-
Provision for Linked Liabilities	5,254,859	5,144,904	4,803,619
Add: Fair value change	719,777	907,221	682,162
Provision for Linked Liabilities	5,974,636	6,052,125	5,485,781
Funds for discontinued policies			
(i) Discontinued on account of non-payment of premium	330,609	284,574	287,493
(ii) Others	1,187	1,042	1,009
Total Provision for Linked & Discontinued Policyholders Liabilities	6,306,432	6,337,741	5,774,283
Sub-Total	12,357,593	11,812,425	10,585,400
Funds for Future Appropriations	112,179	110,301	93,859
TOTAL	13,105,296	12,488,290	11,220,058
APPLICATION OF FUNDS			
INVESTMENTS:			
Shareholders'	530,350	504,979	443,749
Policyholders'	6,264,371	5,712,446	5,105,258
Asset held to cover Linked Liabilities	6,306,432	6,337,741	5,774,283
LOANS	19,162	7,959	2,796
FIXED ASSETS	33,988	33,330	33,175
CURRENT ASSETS			
Cash and Bank Balances	52,111	123,982	52,905
Advances and Other Assets	398,140	279,643	283,584
Sub-Total (A)	450,251	403,625	336,489
CURRENT LIABILITIES	493,312	505,941	471,356
PROVISIONS	5,946	5,849	4,336
Sub-Total (B)	499,258	511,790	475,692
NET CURRENT ASSETS (C) = (A - B)	(49,007)	(108,165)	(139,203)
Miscellaneous Expenditure (to the extent not written off or adjusted)	-	-	-
Debit Balance in Profit and Loss Account (Shareholders' Account)	-	-	-
TOTAL	13,105,296	12,488,290	11,220,058
Contingent liabilities	240,819	152,987	122,291



468.

Handwritten initials/signature.

HDFC Life Insurance Company Limited
(Formerly HDFC Standard Life Insurance Company Limited)
Receipts and Payments Account for the Six Months ended September 30, 2019

(₹ in Lakhs)

Sr. No.	Particulars	Six months ended		Year ended
		September 30, 2019	September 30, 2018	March 31, 2019
		(Audited)	(Audited)	(Audited)
A.	Cash Flows from the operating activities:			
1	Premium received from policyholders, including advance receipts	14,42,906	12,57,441	30,38,749
2	Other receipts	7,304	7,029	16,506
3	Payments to the re-insurers, net of commissions and claims/ Benefits	1,996	78	(7,317)
4	Payments of claims/benefits	(7,98,686)	(6,53,969)	(14,39,338)
5	Payments of commission and brokerage	(78,150)	(57,480)	(1,18,203)
6	Payments of other operating expenses ¹	(2,40,446)	(1,90,214)	(4,09,905)
7	Preliminary and pre-operative expenses	-	-	-
8	Deposits, advances and staff loans	(105)	553	(3,831)
9	Income taxes paid (net)	(10,034)	(13,176)	(31,699)
10	Goods and Services Tax/ Service tax paid	(29,820)	(29,727)	(57,896)
11	Other payments	-	-	-
12	Cash flows before extraordinary items	2,94,965	3,20,535	9,87,066
13	Cash flow from extraordinary operations	-	-	-
	Net cash flow from operating activities	2,94,965	3,20,535	9,87,066
B	Cash flows from investing activities:			
1	Purchase of fixed assets	(2,409)	(1,323)	(4,453)
2	Proceeds from sale of fixed assets	147	32	172
3	Purchases of investments	(57,56,210)	(28,56,379)	(3,78,35,614)
4	Loans disbursed	-	-	-
5	Loan against policies	(11,203)	(994)	(6,185)
6	Sales of investments	51,30,926	23,00,035	3,62,64,975
7	Repayments received	-	72	100
8	Rents/Interests/ Dividends received	3,23,263	2,70,131	5,62,471
9	Investments in money market instruments and in liquid mutual funds (net)	-	-	-
10	Expenses related to investments	(22)	(23)	(25)
	Net cash flow from investing activities	(3,15,508)	(2,88,449)	(10,18,559)
C	Cash flows from financing activities:			
1	Proceeds from issuance of share capital	29	217	564
2	Share Premium	416	1,747	5,411
3	Proceeds from borrowing	-	-	-
4	Repayments of borrowing	-	-	-
5	Interest/dividends paid	-	-	(39,642)
6	Application money pending allotment	9	362	(49)
	Net cash flow from financing activities	454	2,326	(33,716)
D	Effect of foreign exchange rates on cash and cash equivalents, (net)	-	-	-
E	Net increase in cash and cash equivalents:	(20,089)	34,412	(65,209)
1	Cash and cash equivalents at the beginning of the year	6,14,873	6,80,082	6,80,082
2	Cash and cash equivalents at the end of the year	5,94,784	7,14,494	6,14,873
	Note - Components of Cash and cash equivalents at end of the year:			
	Cash and cheques in hand	5,406	8,449	19,469
	Bank Balances *	46,670	35,613	95,671
	Fixed Deposit (less than 3 months)	-	-	10,500
	Money Market Instruments	5,42,708	6,70,432	4,89,233
	Total Cash and cash equivalents	5,94,784	7,14,494	6,14,873
	Reconciliation of Cash & Cash Equivalents with Cash & Bank Balance:			
	Cash & Cash Equivalents	5,94,784	7,14,494	6,14,873
	Add: Deposit Account - Others	35	8,843	8,842
	Less: Fixed Deposit (less than 3 months)	-	-	(10,500)
	Less: Money market instruments	(5,42,708)	(6,70,432)	(4,89,233)
	Cash & Bank Balances	52,111	52,905	1,23,982
	* Bank Balances includes Unclaimed Dividend of ₹ 19 lakhs (₹ 18 lakhs at September 30, 2018 and ₹ 18 lakhs at March 31, 2019)			

The above Receipts and Payments Account has been prepared as prescribed by Insurance Regulatory and Development Authority (Preparation of financial statements and auditor's report of insurance companies) Regulations, 2002 under the Direct method in accordance with Accounting Standard 3 Cash Flow Statements.

Notes :

- Includes cash paid towards Corporate Social Responsibility expenditure ₹ 421 lakhs (previous period ended September 30, 2018: ₹ 360 lakhs and previous year ended March 31, 2019: ₹ 1909 lakhs).



Handwritten initials 'AAP' in blue ink.


Handwritten initials 'MAB' in blue ink.

HDFC Life Insurance Company Limited
(Formerly HDFC Standard Life Insurance Company Limited)
Statement of Standalone Audited Results for the Quarter and Six Months ended September 30, 2019

Particulars	Three Months ended / As at			Six Months ended / As at		Year ended / As at
	September 30, 2019	June 30, 2019	September 30, 2018	September 30, 2019	September 30, 2018	March 31, 2019
	(Audited)	(Audited)	(Audited)	(Audited)	(Audited)	(Audited)
Analytical Ratios:						
(i) Solvency Ratio	192%	193%	193%	192%	193%	188%
(ii) Expenses of Management Ratio	19.3%	18.4%	17.7%	18.9%	17.9%	16.9%
(iii) Policyholder's liabilities to shareholders' fund	1962.1%	1993.8%	1959.6%	1962.1%	1959.6%	2088.4%
(iv) Earnings per share (in ₹):						
a) Basic EPS before and after extraordinary items (net of tax expense) for the period (not annualized for three months)	1.53	2.10	1.43	3.63	3.31	6.34
b) Diluted EPS before and after extraordinary items (net of tax expense) for the period (not annualized for three months)	1.53	2.10	1.42	3.63	3.30	6.32
(v) NPA ratios: (for Policyholders' fund)						
a) Gross NPAs						
- Non Linked						
Par	NIL	NIL	NIL	NIL	NIL	NIL
Non Par	NIL	NIL	NIL	NIL	NIL	NIL
- Linked						
Non Par	5,125.0	4,875.0	NIL	5,125.0	NIL	4,875.0
Net NPAs						
- Non Linked						
Par	NIL	NIL	NIL	NIL	NIL	NIL
Non Par	NIL	NIL	NIL	NIL	NIL	NIL
- Linked						
Non Par	NIL	1,625.0	NIL	NIL	NIL	3,250.0
b) % of Gross NPAs						
- Non Linked						
Par	NIL	NIL	NIL	NIL	NIL	NIL
Non Par	NIL	NIL	NIL	NIL	NIL	NIL
- Linked						
Non Par	0.1%	0.1%	NIL	0.1%	NIL	0.1%
% of Not NPA						
- Non Linked						
Par	NIL	NIL	NIL	NIL	NIL	NIL
Non Par	NIL	NIL	NIL	NIL	NIL	NIL
- Linked						
Non Par	NIL	0.0%	NIL	NIL	NIL	0.1%
(vi) Yield on Investments (on Policyholders' fund)						
A. Without unrealised gains						
- Non Linked						
Par	2.3%	2.5%	1.7%	4.8%	3.4%	7.4%
Non Par	2.2%	2.2%	2.0%	4.5%	4.0%	8.4%
- Linked						
Non Par	1.6%	1.7%	1.8%	3.4%	4.0%	6.6%
B. With unrealised gains						
- Non Linked						
Par	1.4%	4.2%	0.9%	5.6%	0.8%	9.5%
Non Par	2.0%	4.8%	0.9%	6.8%	-0.2%	9.6%
- Linked						
Non Par	-0.8%	0.7%	0.0%	-0.1%	1.3%	7.5%
(vii) NPA ratios: (for Shareholders' fund)						
a) Gross NPAs	NIL	NIL	NIL	NIL	NIL	NIL
Net NPAs	NIL	NIL	NIL	NIL	NIL	NIL
b) % of Gross NPAs	NIL	NIL	NIL	NIL	NIL	NIL
% of Net NPAs	NIL	NIL	NIL	NIL	NIL	NIL
(viii) Yield on Investments (on Shareholders' fund)						
A. Without unrealised gains	2.6%	1.8%	1.7%	4.6%	3.6%	9.1%
B. With unrealised gains	1.9%	2.8%	0.8%	4.9%	0.2%	7.5%
(ix) Persistency Ratio						
13th month	89.3%	88.8%	84.8%	89.1%	86.6%	87.2%
25th month	77.7%	77.6%	80.6%	79.5%	79.1%	80.5%
37th month	74.5%	71.4%	69.8%	72.9%	72.1%	72.0%
49th month	65.2%	67.3%	65.4%	68.2%	64.2%	67.7%
61st month	54.6%	55.5%	52.4%	54.2%	50.3%	52.3%
(x) Conservation Ratio						
Participating Life- Individual & group	84.2%	81.7%	88.1%	83.1%	88.8%	84.4%
Participating Pension-Individual & group	99.3%	100.7%	84.9%	99.9%	83.7%	89.6%
Non Participating Life - Individual & group	67.1%	70.7%	93.6%	68.6%	86.9%	83.7%
Non Participating Pension - Individual & Group	76.5%	78.7%	83.9%	77.3%	87.2%	77.4%
Non Participating - Life Group Variable	NA	NA	NA	NA	NA	NA
Non Participating - Pension group variable	NA	NA	NA	NA	NA	NA
Non Participating Fund - Annuity	NA	NA	NA	NA	NA	NA
Non Participating Fund - Individual & Group Health	73.7%	62.2%	48.9%	68.2%	50.7%	57.6%
Unit Linked - Individual Life	81.2%	84.6%	82.7%	82.6%	84.0%	84.3%
Unit Linked - Individual Pension	78.1%	79.2%	84.7%	78.6%	83.2%	80.8%
Unit Linked - Group Life	NA	NA	NA	NA	NA	NA
Unit Linked - Group Pension	NA	NA	NA	NA	NA	NA

Notes :

- Analytical ratios have been calculated as per definition given in IRDAI Analytical ratios disclosure.
- The persistency ratios are calculated in accordance with the IRDAI circular no. IRDA/ACT/CIR/MISC/035/01/2014 dated January 23, 2014 and hence are with a lag of one month.
- Group business, where persistency is measurable, has been included in the calculations. Rural business policies issued from FY 2018-19 onwards are included in persistency ratio calculations.
- The persistency ratios for the quarter ended September 30, 2019 have been calculated for the policies issued in the June to August period of the relevant years. E.g.: the 13th month persistency for the current quarter is calculated for the policies issued from June 2018 to August 2018. The persistency ratios for quarter ended June 30, 2019 and September 30, 2018 have been calculated in a similar manner.
- The persistency ratios for the six months ended September 30, 2019 have been calculated for the policies issued in the September to August period of the relevant years. For e.g.: the 13th month persistency for the six months ended September 30, 2019 is calculated for the policies issued from September 2017 to August 2018. The persistency ratios for the six months ended September 30, 2018 have been calculated in a similar manner.
- The persistency ratios for the year ended March 31, 2019 have been calculated for the policies issued in the March to February period of the relevant years. E.g.: the 13th month persistency for the current year is calculated for the policies issued from March 2017 to February 2018.



AA

AA

HDFC Life Insurance Company Limited
(Formerly HDFC Standard Life Insurance Company Limited)
Segment Reporting (Standalone) for the Quarter and Six Months ended September 30, 2019

(₹ in Lakhs)

Sr. No.	Particulars	Three Months ended			Six Months ended		Year ended
		September 30, 2019	June 30, 2019	September 30, 2018	September 30, 2019	September 30, 2018	March 31, 2019
		(Audited)	(Audited)	(Audited)	(Audited)	(Audited)	(Audited)
1	Segment Income						
A)	Policyholders :						
	Segment A - Participating - Individual & Group Life :						
	Net Premium	130,812	92,776	133,903	223,588	237,744	561,015
	Income from Investments ²	58,877	60,705	37,130	120,582	77,917	182,271
	Transfer of Funds from shareholders' account	-	-	-	-	-	544
	Other Income	2,991	1,588	1,249	4,579	2,521	6,347
	Segment B - Participating - Individual & Group Pension :						
	Net Premium	5,045	3,576	4,975	8,621	8,460	21,868
	Income from Investments ²	4,895	6,815	3,680	11,710	7,445	16,550
	Transfer of Funds from shareholders' account	-	-	-	-	-	3
	Other Income	44	45	28	89	54	189
	Segment C - Non Participating - Individual & Group Life :						
	Net Premium	223,432	200,061	143,258	423,483	261,425	639,475
	Income from Investments ²	32,249	27,094	17,830	59,343	34,233	76,910
	Transfer of Funds from shareholders' account	1,846	-	-	1,846	-	20,013
	Other Income	723	599	110	1,322	243	604
	Segment D - Non Participating - Life Group Variable :						
	Net Premium	35,026	12,832	28,007	47,858	51,094	98,642
	Income from Investments ²	5,481	5,262	3,724	10,743	7,133	16,124
	Transfer of Funds from shareholders' account	267	-	284	267	370	-
	Other Income	-	-	-	-	-	-
	Segment E - Non Participating - Individual & Group Pension :						
	Net Premium	6,992	9,672	20,948	16,664	36,087	69,946
	Income from Investments ²	6,885	6,918	5,376	13,803	10,311	23,444
	Transfer of Funds from shareholders' account	-	-	-	-	-	-
	Other Income	7	8	10	15	19	31
	Segment F - Non Participating - Pension Group Variable :						
	Net Premium	28,245	66,020	19,194	94,265	29,170	99,258
	Income from Investments ²	6,864	6,804	3,991	13,468	7,647	16,631
	Transfer of Funds from shareholders' account	-	-	449	-	1,392	1,476
	Other Income	-	-	-	-	-	-
	Segment G - Non Participating - Annuity :						
	Net Premium	52,783	69,498	62,667	122,281	103,562	259,204
	Income from Investments ²	14,622	13,992	6,901	28,614	12,373	33,106
	Transfer of Funds from shareholders' account	-	-	-	-	-	-
	Other Income	27	12	30	39	55	118
	Segment H - Non Participating - Individual & Group Health :						
	Net Premium	2,939	1,473	2,245	4,412	5,320	12,469
	Income from Investments ²	170	147	114	317	216	542
	Transfer of Funds from shareholders' account	-	-	(324)	-	-	1,580
	Other Income	6	6	8	12	18	33
	Segment I - Unit Linked - Individual Life :						
	Net Premium	220,266	165,425	228,470	385,691	386,153	978,698
	Income from Investments ²	(33,594)	38,521	5,795	4,927	75,257	387,780
	Transfer of Funds from shareholders' account	-	-	-	-	-	7,278
	Other Income	1,042	963	1,404	2,005	4,522	10,160
	Segment J - Unit Linked - Individual Pension :						
	Net Premium	18,404	13,653	22,909	32,057	40,038	90,938
	Income from Investments ²	2,654	15,056	12,324	17,710	41,300	96,176
	Transfer of Funds from shareholders' account	-	-	-	-	-	-
	Other Income	6	1	6	7	10	23
	Segment K - Unit Linked - Group Life :						
	Net Premium	19,780	7,964	9,702	27,744	14,637	53,189
	Income from Investments ²	8,065	14,523	4,812	22,588	6,017	38,020
	Transfer of Funds from shareholders' account	-	-	-	-	-	-
	Other Income	-	-	-	-	-	-
	Segment L - Unit Linked - Group Pension :						
	Net Premium	1,646	2,167	1,477	3,813	4,194	7,676
	Income from Investments ²	1,458	2,727	1,010	4,185	1,498	7,788
	Transfer of Funds from shareholders' account	-	-	-	-	-	-
	Other Income	-	-	-	-	-	-
B)	Shareholders :						
	Income from Investments ²	13,442	8,858	7,170	22,300	15,018	39,866
	Other Income	-	-	-	-	932	2,108



408

A
MS

HDFC Life Insurance Company Limited
(Formerly HDFC Standard Life Insurance Company Limited)
Segment Reporting (Standalone) for the Quarter and Six Months ended September 30, 2019

(₹ in Lakhs)

Sr No.	Particulars	Three Months ended / As at			Six Months ended / As at		Year ended / As at March 31, 2019
		September 30, 2019	June 30, 2019	September 30, 2018	September 30, 2019	September 30, 2018	
		(Audited)	(Audited)	(Audited)	(Audited)	(Audited)	
2	Segment Surplus/ Deficit (net of transfer from Shareholders' A/c) :						
	Segment A - Participating - Individual & Group Life	113	3,249	(5,333)	3,362	(4,992)	20,971
	Segment B - Participating - Individual & Group Pension	1,546	995	1,365	2,541	2,932	7,874
	Segment C - Non Participating - Individual & Group Life	(8,664)	6,818	17,849	(1,846)	31,956	53,557
	Segment D - Non Participating - Life Group Variable	(322)	55	(284)	(267)	(370)	219
	Segment E - Non Participating - Individual & Group Pension	827	4,970	50	5,797	1,162	6,139
	Segment F - Non Participating - Pension Group Variable	160	239	(450)	399	(1,392)	(1,476)
	Segment G - Non Participating - Annuity	4,214	416	1,057	4,630	3,029	608
	Segment H - Non Participating - Individual & Group Health	1,830	458	885	2,286	561	4,283
	Segment I - Unit Linked - Individual Life	15,538	15,840	(1,222)	31,378	9,156	(7,278)
	Segment J - Unit Linked - Individual Pension	3,068	3,490	4,320	6,558	7,789	16,388
	Segment K - Unit Linked - Group Life	743	990	629	1,733	1,465	2,369
	Segment L - Unit Linked - Group Pension	126	128	163	254	286	522
	Total	19,179	37,648	19,049	56,827	51,582	104,176
	Shareholders	10,951	7,429	5,702	18,380	13,074	37,884
	Grand Total	30,130	45,077	24,751	75,207	64,658	142,060
3	Segment Assets:						
	Segment A - Participating - Individual & Group Life	2,870,562	2,856,130	2,670,069	2,870,562	2,670,069	2,812,121
	Segment B - Participating - Individual & Group Pension	270,624	263,733	247,143	270,624	247,143	259,814
	Segment C - Non Participating - Individual & Group Life	1,364,986	1,229,701	907,344	1,364,986	907,344	1,126,013
	Segment D - Non Participating - Life Group Variable	283,410	259,617	199,110	283,410	199,110	244,931
	Segment E - Non Participating - Individual & Group Pension	346,569	339,838	294,243	346,569	294,243	334,165
	Segment F - Non Participating - Pension Group Variable	355,432	328,201	199,999	355,432	199,999	266,948
	Segment G - Non Participating - Annuity	623,450	570,700	335,829	623,450	335,829	496,723
	Segment H - Non Participating - Individual & Group Health	2,441	5,908	5,187	2,441	5,187	5,490
	Segment I - Unit Linked - Individual Life	4,960,873	4,946,679	4,414,383	4,960,873	4,414,383	4,940,365
	Segment J - Unit Linked - Individual Pension	801,594	827,959	858,002	801,594	858,002	847,255
	Segment K - Unit Linked - Group Life	487,614	476,223	430,313	487,614	430,313	466,266
	Segment L - Unit Linked - Group Pension	89,540	93,337	89,688	89,540	89,688	94,036
	Total	12,457,095	12,200,026	10,651,310	12,457,095	10,651,310	11,894,127
	Shareholder	600,678	597,068	529,178	600,678	529,178	555,592
	Unallocated ³	47,525	40,132	39,570	47,525	39,570	38,572
	Grand Total	13,105,298	12,837,226	11,220,058	13,105,298	11,220,058	12,488,291
4	Segment Policy Liabilities⁴ :						
	Segment A - Participating - Individual & Group Life	2,821,263	2,779,079	2,603,081	2,821,263	2,603,081	2,729,353
	Segment B - Participating - Individual & Group Pension	254,477	247,966	232,544	254,477	232,544	241,566
	Segment C - Non Participating - Individual & Group Life	1,359,685	1,228,034	912,777	1,359,685	912,777	1,123,246
	Segment D - Non Participating - Life Group Variable	281,845	258,780	200,605	281,845	200,605	243,562
	Segment E - Non Participating - Individual & Group Pension	346,248	339,594	294,496	346,248	294,496	333,887
	Segment F - Non Participating - Pension Group Variable	354,457	327,471	201,413	354,457	201,413	265,681
	Segment G - Non Participating - Annuity	624,413	571,794	337,949	624,413	337,949	498,487
	Segment H - Non Participating - Individual & Group Health	5,587	5,942	5,284	5,587	5,284	5,456
	Segment I - Unit Linked - Individual Life	4,963,886	4,970,052	4,431,242	4,963,886	4,431,242	4,962,786
	Segment J - Unit Linked - Individual Pension	801,594	827,959	858,002	801,594	858,002	847,255
	Segment K - Unit Linked - Group Life	486,471	476,086	430,412	486,471	430,412	466,196
	Segment L - Unit Linked - Group Pension	89,540	93,337	89,688	89,540	89,688	94,036
	Total	12,389,466	12,126,094	10,597,493	12,389,466	10,597,493	11,811,511
	Shareholders	635,524	608,175	540,799	635,524	540,799	565,564
	Unallocated	-	-	-	-	-	-
	Grand Total	13,024,990	12,734,269	11,138,292	13,024,990	11,138,292	12,377,075

Note:

1. Segments include:
 - a. Linked Policies: (i) Life (ii) General Annuity and Pension (iii) Health (iv) Variable
 - b. Non-Linked:
 1. Non-Participating Policies: (i) Life (ii) General Annuity and Pension (iii) Health (iv) Variable
 2. Participating Policies: (i) Life (ii) General Annuity and Pension (iii) Health (iv) Variable
 - c. Variable insurance shall be further segregated into Life and Pension.
2. Net of provisions for diminution in value of investment.
3. Unallocated row in the segmental assets above includes income tax deposited with tax authorities which is contested by the company and Advance Tax (net of provision for taxation). As per Accounting Standard 17, tax asset cannot be allocated across reporting segments.
4. Segment policy liabilities includes fund for future appropriations and excludes Credit / (Debit) Fair Value Change Account on Policyholders' funds.



AGB.

MAJ
A

HDFC Life Insurance Company Limited
(Formerly HDFC Standard Life Insurance Company Limited)

Other disclosures :

Status of Shareholders Complaints as on September 30, 2019

Sr No.	Particulars	Number of Complaints
1	Investor complaints pending at the beginning of the quarter	NIL
2	Investor complaints received during the quarter ended September 30, 2019	1
3	Investor complaints disposed of during the quarter ended September 30, 2019	1
4	Investor complaints remaining unresolved as on September 30, 2019	NIL



Handwritten initials/signature in blue ink.

Handwritten initials/signature in blue ink.

Notes:

1. The above results of the company for the quarter and half year ended September 30, 2019 were reviewed by the Audit Committee and subsequently approved by the Board of Directors at its meeting held on October 23, 2019.
2. These financial results have been prepared in accordance with the requirements of Regulation 33 of the SEBI (Listing Obligations and Disclosure Requirements) Regulations, 2015, to the extent applicable, and IRDAI Circular IRDA/F&I/REG/CIR/208/10/2016 dated October 25, 2016 on publication of financial results for Life Insurance companies.
3. In view of seasonality of industry, the results of interim period are not necessarily indicative of the results that may be expected of any other interim periods or for the full year.
4. During the quarter ended September 30, 2019, the Company has allotted 182,870 equity shares of face value of ₹10 each pursuant to exercise of employee stock options.
5. Figures of the previous period have been regrouped wherever necessary, in order to make them comparable.
6. In accordance with the requirements of IRDAI Master Circular on "Preparation of Financial Statements and Filing Returns of Life Insurance Business" dated December 11, 2013, the Company will publish the financials on the company's website not later than November 7, 2019.
7. The above standalone financial results have been audited by joint statutory auditors of the Company.

Mumbai
October 23, 2019

For and on behalf of the Board of Directors

Vibha Padalkar
Managing Director & CEO
(DIN: 01682810)



Price Waterhouse Chartered Accountants LLP

Chartered Accountants
252, Veer Savarkar Marg,
Opp Shivaji Park,
Dadar (W), Mumbai 400028

G. M. Kapadia & Co.

Chartered Accountants
1007, Raheja Chambers,
213 Nariman Point,
Mumbai – 400021

Review Report on Consolidated Financial Results for the quarter and half year ended September 30, 2019 of HDFC Life Insurance Company Limited (formerly known as HDFC Standard Life Insurance Company Limited)

To The Board of Directors

HDFC Life Insurance Company Limited (formerly known as HDFC Standard Life Insurance Company Limited)

1. We have reviewed the unaudited consolidated financial results of HDFC Life Insurance Company Limited (the “Parent”), its subsidiaries (the parent and its subsidiaries hereinafter referred to as the “Group”), for the quarter and half year ended September 30, 2019 which are included in the accompanying Consolidated Financial Results, the unaudited consolidated statement of assets and liabilities as on that date and the consolidated receipts and payments account for the half year ended on that date (the “Statement”). The Statement is being submitted by the Parent pursuant to the requirement of Regulation 33 of the SEBI (Listing Obligations and Disclosure Requirements) Regulations, 2015, as amended, which has been initialed by us for identification purposes. Attention is drawn to the fact that the consolidated figures for the corresponding quarter and half year ended September 30, 2018, as reported in these financial results have been approved by the Parent’s Board of Directors, but have not been subjected to review.
2. This Statement, which is the responsibility of the Parent’s Management and approved by the Parent’s Board of Directors, has been prepared in accordance with the recognition and measurement principles laid down in Accounting Standard (‘AS’) 25, “Interim Financial Reporting”, specified under Section 133 of the Companies Act, 2013 (“the Act”), including the relevant provisions of the Insurance Act, 1938 (the “Insurance Act”), the Insurance Regulatory and Development Authority Act, 1999 (the “IRDA Act”) and other accounting principles generally accepted in India, to the extent considered relevant and appropriate for the purpose of quarterly and half yearly financial results and which are not inconsistent with the accounting principles as prescribed in the Insurance Regulatory and Development Authority (Preparation of Financial Statements and Auditors’ Report of Insurance Companies) Regulations, 2002 (the “Regulations”) and orders/directions/circulars issued by the Insurance Regulatory and Development Authority of India (“IRDAI”). Our responsibility is to express a conclusion on the Statement based on our review.
3. We conducted our review of the Statement in accordance with the Standard on Review Engagements (SRE) 2410 “Review of Interim Financial Information Performed by the Independent Auditor of the Entity”, issued by the Institute of Chartered Accountants of India. This Standard requires that we plan and perform the review to obtain moderate assurance as to whether the Statement is free of material misstatement. A review of interim financial



information consists of making inquiries, primarily of persons responsible for financial and accounting matters, and applying analytical and other review procedures. A review is substantially less in scope than an audit conducted in accordance with Standards on Auditing and consequently does not enable us to obtain assurance that we would become aware of all significant matters that might be identified in an audit. Accordingly, we do not express an audit opinion.

We also performed procedures in accordance with the circular issued by the SEBI under Regulation 33 (8) of the SEBI (Listing Obligations and Disclosure Requirements) Regulations, 2015, as amended, to the extent applicable.

4. The Statement includes the results of the following entities:
 - a) HDFC Pension Management Company Limited, and
 - b) HDFC International Life and Re Company Limited
5. Based on our review conducted and procedures performed as stated in paragraph 3 above, nothing has come to our attention that causes us to believe that the accompanying Statement has not been prepared in all material respects in accordance with the recognition and measurement principles laid down in the aforesaid Insurance Act, IRDA Act, and other accounting principles generally accepted in India and to the extent considered relevant and appropriate for the purpose of these consolidated financial results and which are not inconsistent with the accounting principles as prescribed in the Regulations and orders/directions/circulars issued by IRDAI to the extent applicable and has not disclosed the information required to be disclosed in terms of Regulation 33 of the SEBI (Listing Obligations and Disclosure Requirements) Regulations, 2015, as amended, including the manner in which it is to be disclosed, or that it contains any material misstatement.
6. The actuarial valuation of liabilities for life policies in force is the responsibility of the Parent Company's Appointed Actuary (the "Appointed Actuary"). The actuarial valuation of these liabilities for life policies in force and for policies in respect of which premium has been discontinued but liability exists as at September 30, 2019 has been duly certified by the Appointed Actuary and in his opinion, the assumptions for such valuation are in accordance with the guidelines and norms issued by the Insurance Regulatory and Development Authority of India ("IRDAI") and the Institute of Actuaries of India in concurrence with the Authority. We have relied upon the Appointed Actuary's certificate in this regard for forming our opinion on the valuation of liabilities for life policies in force and for policies in respect of which premium has been discontinued but liability exists, as contained in the consolidated unaudited financial results of the Group. Our conclusion is not modified in respect of this matter.
7. The consolidated unaudited financial results includes the financial results of two subsidiaries which have not been reviewed by their auditors, whose interim financial results reflect total assets of Rs. 2,691,283 ('000) and net assets of Rs. 2,293,198 ('000) as at September 30, 2019 and total revenue of Rs. 115,189 ('000) and Rs. 253,306 ('000) and total net profit after tax of Rs. 2,998 ('000) and Rs. 13,919 ('000) for the quarter and half year ended September 30, 2019 respectively and cash flows (net) of Rs.2,398 ('000) for the six month ended September 30, 2019, as considered in the consolidated unaudited financial results. According to the




information and explanations given to us by the Management, these financial results are not material to the Group.

Our conclusion on the Statement is not modified in respect of the above matter.

8. We were neither engaged to review, nor have we reviewed the comparative figures for the quarter and half year ended September 30, 2018 accordingly, we do not express any conclusion on the consolidated results in the Statement for the quarter and half year ended September 30, 2018. As set out in note 7 to the Statement, these figures have been furnished by the Management.


Our conclusion on the Statement is not modified in respect of the above matter.

For Price Waterhouse Chartered Accountants LLP
Chartered Accountants
Registration No.012754N/N500016


Alpa Kedia
Partner
Membership No. 100681
UDIN: 19100681 AAAA DP4256

Place: Mumbai
Date: October 23, 2019

For G.M.Kapadia & Co.
Chartered Accountant Firm
Firm Registration No.104767W


Rajen Ashar
Partner
Membership No. 048243
UDIN: 19048243 AAAA HE 3529



HDFC Life Insurance Company Limited
(Formerly HDFC Standard Life Insurance Company Limited)

Statement of Consolidated Unaudited Results for the Quarter and six months ended September 30, 2019

(₹ in Lakhs)

Sr. No.	Particulars	Three months ended			Six Months ended		Year ended
		September 30, 2019	June 30, 2019	September 30, 2018	September 30, 2019	September 30, 2018	March 31, 2019
		(Unaudited)	(Unaudited)	(Unaudited) (refer note 7)	(Unaudited)	(Unaudited) (refer note 7)	(Audited)
POLICYHOLDERS' A/C							
1	Gross premium income						
	(a) First Year Premium	145,272	132,658	120,644	277,930	201,887	505,811
	(b) Renewal Premium	356,684	260,980	323,083	617,664	561,099	1,421,457
	(c) Single Premium	253,567	259,938	240,325	513,505	426,846	991,334
2	Net premium income ¹	745,687	645,718	677,926	1,391,405	1,178,055	2,893,067
3	Income from investments (Net) ²	113,512	205,138	109,024	318,650	288,699	902,749
4	Other income	4,844	3,223	2,850	8,067	7,442	17,506
5	Transfer of funds from Shareholders' A/c	2,113	-	410	2,113	1,762	30,895
6	Total (2 to 5)	866,156	854,079	790,210	1,720,235	1,475,958	3,844,217
7	Commission on						
	(a) First Year Premium	26,793	25,845	18,736	52,638	32,919	78,394
	(b) Renewal Premium	6,351	3,353	4,437	9,704	7,839	21,372
	(c) Single Premium	3,410	3,025	3,193	6,435	5,428	12,003
8	Net Commission¹	36,554	32,223	26,366	68,777	46,186	111,769
9	Operating Expenses related to insurance business (a+b)						
	(a) Employees remuneration and welfare expenses	43,090	39,398	36,614	82,488	69,108	140,822
	(b) Other operating expenses ⁴	66,461	48,683	57,962	115,144	97,926	240,535
10	Expenses of Management (8+9)	146,105	120,304	120,942	266,409	213,220	493,126
11	Provisions for doubtful debts (including bad debts written off)	-	-	-	-	-	-
12	Provisions for diminution in value of investments ⁴	5,792	8,408	6,335	14,200	7,350	9,056
13	Goods & Services Tax/Service Tax charge on linked charges	6,626	8,492	8,331	17,118	16,223	33,982
14	Provision for taxes	(2,437)	484	(361)	(1,953)	1,984	22,679
15	Benefits Paid ⁵ (Net) ¹	422,787	366,342	336,254	789,130	630,499	1,398,977
16	Change in actuarial liability	264,108	311,966	299,080	576,074	553,167	1,750,746
17	Total (10+11+12+13+14+15+16)	844,981	815,996	770,581	1,660,978	1,422,443	3,708,566
18	Surplus/Deficit (6-17)	21,175	38,083	19,629	59,257	53,515	135,651
19	Appropriations						
	(a) Transferred to Shareholders A/c	21,910	35,469	23,579	57,377	55,576	121,270
	(b) Funds for Future Appropriations	(734)	2,614	(3,949)	1,880	(2,061)	14,381
20	Details of Surplus / Deficit						
	(a) Interim bonus paid	806	1,628	629	2,434	1,294	6,137
	(b) Terminal bonus paid	20,760	13,031	10,019	33,791	14,888	51,290
	(c) Allocation of bonus to policyholders	-	-	-	-	-	77,681
	(d) Surplus shown in the Revenue Account	21,175	38,083	19,629	59,257	53,515	135,651
	Total Surplus	42,741	52,742	30,277	95,482	69,697	270,759
SHAREHOLDERS' A/C							
21	Transfer from Policyholders' Account	21,910	35,469	23,579	57,379	55,576	121,270
22	Net Reinsurance Premium	596	557	159	1,153	590	1,853
23	Total income under Shareholders' Account						
	(a) Investment income	14,211	10,081	7,444	24,291	15,438	41,427
	(b) Other income	25	18	8	43	947	2,144
24	Reinsurance Claims incurred	701	176	28	877	30	603
25	Expenses relating to reinsurance business & Change in reinsurance contract liabilities (net of reinsurance assets)	(121)	821	251	698	681	2,032
26	Expenses other than those related to insurance business	785	312	603	1,097	920	3,089
27	Transfer of funds to Policyholders' Account	2,113	-	410	2,113	1,762	30,895
28	Provisions for doubtful debts (including write off)	-	-	-	-	-	-
29	Provisions for diminution in value of investments ³	558	1,019	161	1,577	194	973
30	Profit before tax	32,706	43,797	29,737	76,504	68,964	129,102
31	Provisions for tax	1,808	1,226	934	3,034	2,098	1,309
32	Profit after tax and before Extraordinary items	30,898	42,571	28,803	73,470	66,866	127,793
33	Profit after tax and Extraordinary items	30,898	42,571	28,803	73,470	66,866	127,793
34	Dividend per share (₹) (Nominal value ₹ 10 per share)						
	(a) Interim Dividend	-	-	-	-	-	1.63
	(b) Final Dividend	-	-	-	-	-	-
35	Profit carried to Balance Sheet ⁵	400,068	369,169	305,315	400,068	305,315	326,598
36	Paid up equity share capital	201,767	201,749	201,391	201,767	201,391	201,738
37	Reserve & Surplus (excluding Revaluation Reserve)	437,095	405,433	338,799	437,095	338,799	362,784
38	Fair Value Change Account and Revaluation Reserve (Shareholders)	(4,125)	(265)	(146)	(4,125)	(146)	(301)
39	Total Assets:						
	(a) Investments:						
	- Shareholders'	530,219	517,172	443,179	530,219	443,179	503,600
	- Policyholders Fund excluding Linked Assets	6,264,371	6,107,061	5,105,258	6,264,371	5,105,258	5,712,446
	- Assets held to cover Linked Liabilities (Linked Assets)	6,306,432	6,333,254	5,774,283	6,306,432	5,774,283	6,337,741
	(b) Other Assets (Net of current liabilities and provisions)	6,761	(118,103)	(101,239)	6,761	(101,239)	(64,037)

*Details of Expenses contributing more than 10% of the expense of management are as below -

Advertisement and publicity	27,467	19,904	24,745	47,371	39,591	98,365
Business development expenses	13,964	9,130	13,651	23,094	22,014	63,655

Foot notes :

- 1 Net of reinsurance
- 2 Net of amortisation and losses (including capital gains)
- 3 Inclusive of interim and terminal bonus
- 4 Inclusive of provision for standard and non-standard assets
- 5 Represents accumulated surplus



4/2/19

4/2/19

HDFC Life Insurance Company Limited
(Formerly HDFC Standard Life Insurance Company Limited)
Consolidated Balance Sheet as at September 30, 2019

(₹ in Lakhs)

Particulars	As at		
	September 30, 2019 (Unaudited)	March 31, 2019 (Audited)	September 30,2018 (Unaudited) (refer note 7)
SOURCES OF FUNDS			
SHAREHOLDERS' FUNDS:			
Share Capital	201,767	201,738	201,391
Share application money received pending allotment of shares	48	39	451
Reserves and Surplus	437,095	362,784	338,799
Credit / (Debit) Fair Value Change Account	(4,125)	(301)	(146)
Sub-Total	634,785	564,261	540,495
BORROWINGS			
POLICYHOLDERS' FUNDS:			
Credit / (Debit) Fair Value Change Account	80,306	111,213	81,766
Policy Liabilities			
i) relating to Life insurance business	5,970,855	5,363,471	4,729,351
ii) relating to Reinsurance business	3,226	2,714	1,726
Insurance Reserve			
Provision for Linked Liabilities	5,254,859	5,144,904	4,803,619
Add: Fair value change	719,777	907,221	682,162
Provision for Linked Liabilities	5,974,636	6,052,125	5,485,781
Funds for discontinued policies			
(a) Discontinued on account of non-payment of premium	330,609	284,574	287,493
(b) Others	1,187	1,042	1,009
Total Provision for Linked & Discontinued Policyholders Liabilities	6,306,432	6,337,741	5,774,283
Sub-Total	12,360,819	11,815,139	10,587,126
Funds for Future Appropriations	112,179	110,301	93,859
TOTAL	13,107,783	12,489,700	11,221,480
APPLICATION OF FUNDS			
INVESTMENTS:			
Shareholders'	530,219	503,600	443,179
Policyholders'	6,264,371	5,712,446	5,105,258
Asset held to cover Linked Liabilities	6,306,432	6,337,741	5,774,283
LOANS	19,162	7,959	2,796
FIXED ASSETS	34,153	33,388	33,240
CURRENT ASSETS			
Cash and Bank Balances	52,518	124,445	53,326
Advances and Other Assets	400,067	282,005	285,322
Sub-Total (A)	452,585	406,450	338,648
CURRENT LIABILITIES	493,119	506,013	471,569
PROVISIONS	6,020	5,871	4,355
Sub-Total (B)	499,139	511,884	475,924
NET CURRENT ASSETS (C) = (A - B)	(46,554)	(105,434)	(137,276)
Miscellaneous Expenditure (to the extent not written off or adjusted)	-	-	-
Debit Balance in Profit and Loss Account (Shareholders' Account)	-	-	-
TOTAL	13,107,783	12,489,700	11,221,480
Contingent liabilities	240,915	153,062	122,336



HP.

AS
AS

HDFC Life Insurance Company Limited
(Formerly HDFC Standard Life Insurance Company Limited)
Consolidated Receipts and Payments Account for the six months ended September 30, 2019

Sr. No.	Particulars	Six months ended		Year ended
		September 30, 2019	September 30, 2018	March 31, 2019
		(Unaudited)	(Unaudited) (refer note 7)	(Audited)
A.	Cash Flows from the operating activities:			
1	Premium received from policyholders, including advance receipts	1,445,090	1,258,369	3,040,969
2	Other receipts	7,342	7,042	16,537
3	Payments to the re-insurers, net of commissions and claims/ Benefits	366	(123)	(7,858)
4	Payments of claims/benefits	(798,686)	(653,969)	(1,439,338)
5	Payments of commission and brokerage	(78,154)	(57,480)	(118,246)
6	Payments of other operating expenses ¹	(240,669)	(191,112)	(411,828)
7	Preliminary and pre-operative expenses	-	-	-
8	Deposits, advances and staff loans	(100)	576	(3,806)
9	Income taxes paid (net)	(10,035)	(13,178)	(31,702)
10	Goods and Services Tax/ Service tax paid	(29,819)	(29,715)	(57,886)
11	Other payments	(32)	(49)	(13)
12	Cash flows before extraordinary items	295,304	320,361	986,830
13	Cash flow from extraordinary operations	-	-	-
	Net cash flow from operating activities	295,304	320,361	986,830
B	Cash flows from investing activities:			
1	Purchase of fixed assets	(2,427)	(1,370)	(4,513)
2	Proceeds from sale of fixed assets	147	32	172
3	Purchases of investments	(5,757,155)	(2,857,040)	(37,835,406)
4	Loans disbursed	-	-	-
	Loan against policies	(11,203)	(994)	(6,185)
5	Sales of investments	5,130,981	2,300,091	36,265,074
7	Repayments received	-	72	100
8	Rents/Interests/ Dividends received	323,386	270,227	562,704
9	Investments in money market instruments and in liquid mutual funds (net)	45	(56)	(99)
10	Expenses related to investments	(22)	(23)	(25)
	Net cash flow from investing activities	(316,248)	(289,061)	(1,018,178)
C	Cash flows from financing activities:			
1	Proceeds from issuance of share capital	29	217	564
2	Share Premium	416	1,747	5,411
3	Proceeds from borrowing	-	-	-
4	Repayments of borrowing	-	-	-
5	Interest/dividends paid	-	-	(39,642)
6	Application money pending allotment	9	362	(49)
	Net cash flow from financing activities	454	2,326	(33,716)
D	Effect of foreign exchange rates on cash and cash equivalents, (net)	425	938	(24)
E	Net increase in cash and cash equivalents:	(20,065)	34,564	(65,088)
1	Cash and cash equivalents at the beginning of the year	615,212	680,356	680,356
2	Cash and cash equivalents at the end of the year	595,147	714,920	615,267
	Note - Components of Cash and cash equivalents at end of the year:			
	Cash and cheques in hand	5,406	8,449	19,525
	Bank Balances *	46,988	35,994	96,009
	Fixed Deposit (less than 3 months)	-	-	10,500
	Money Market Instruments	542,753	670,477	489,233
	Total Cash and cash equivalents	595,147	714,920	615,267
	Reconciliation of Cash & Cash Equivalents with Cash & Bank Balance:			
	Cash & Cash Equivalents	595,147	714,920	615,267
	Add: Deposit Account - Others	55	8,883	8,911
	Less: Fixed Deposit (less than 3 months)	-	-	(10,500)
	Less: Money market instruments	(542,753)	(670,477)	(489,233)
	Add: Point of Presence Funds held in trust	69	-	-
	Cash & Bank Balances	52,518	53,326	124,445
	* Bank Balances includes Unclaimed Dividend of ₹ 19 lakhs (₹ 18 lakhs at September 30, 2018 and ₹ 18 lakhs at March 31, 2019)			

The above Receipts and Payments Account has been prepared as prescribed by Insurance Regulatory and Development Authority (Preparation of financial statements and auditor's report of insurance companies) Regulations, 2002 under the Direct method in accordance with Accounting Standard 3 Cash Flow Statements.

Notes :

- 1 Includes cash paid towards Corporate Social Responsibility expenditure ₹ 421 lakhs (previous period ended September 30, 2018: ₹ 360 lakhs and previous year ended March 31, 2019: ₹ 1909 lakhs).



Handwritten signature/initials.

Handwritten signature/initials.

HDFC Life Insurance Company Limited
(Formerly HDFC Standard Life Insurance Company Limited)
Statement of Analytical Ratios (Consolidated) for the Quarter and six months ended September 30, 2019

Particulars	Three Months ended			Six Months ended		Year ended
	September 30, 2019 (Unaudited)	June 30, 2019 (Unaudited)	September 30, 2018 (Unaudited) (refer note 7)	September 30, 2019 (Unaudited)	September 30, 2018 (Unaudited) (refer note 7)	March 31, 2019 (Audited)
(₹ in Lakhs)						
Analytical Ratios:						
(i) Solvency Ratio	192%	193%	193%	192%		188%
(ii) Expenses of Management Ratio	19.3%	18.4%	17.7%	18.9%		16.9%
(iii) Policyholder's liabilities to shareholders' fund	1964.9%	1996.5%	1961.0%	1964.9%	1961.0%	2093.3%
(iv) Earnings per share (in ₹):						
a) Basic EPS before and after extraordinary items (net of tax expense) for the period (not annualized for three months)	1.53	2.11	1.43	3.64	3.32	6.34
b) Diluted EPS before and after extraordinary items (net of tax expense) for the period (not annualized for three months)	1.53	2.11	1.43	3.64	3.31	6.33
(v) NPA ratios: (for Policyholders' fund)						
a) Gross NPAs						
- Non Linked						
Par	Nil	Nil	Nil	Nil	Nil	Nil
Non Par	Nil	Nil	Nil	Nil	Nil	Nil
- Linked						
Par	Nil	Nil	Nil	Nil	Nil	Nil
Non Par	5125.0	4875.0	Nil	5125.0	0.0	4875.0
Net NPAs						
- Non Linked						
Par	Nil	Nil	Nil	Nil	Nil	Nil
Non Par	Nil	Nil	Nil	Nil	Nil	Nil
- Linked						
Par	Nil	Nil	Nil	Nil	Nil	Nil
Non Par	Nil	1625.0	Nil	Nil	Nil	3250.0
b) % of Gross NPAs						
- Non Linked						
Par	Nil	Nil	Nil	Nil	Nil	Nil
Non Par	Nil	Nil	Nil	Nil	Nil	Nil
- Linked						
Par	0.1%	0.1%	Nil	0.1%	Nil	0.1%
Non Par						
% of Net NPA						
- Non Linked						
Par	Nil	Nil	Nil	Nil	Nil	Nil
Non Par	Nil	Nil	Nil	Nil	Nil	Nil
- Linked						
Par	Nil	0.0%	Nil	Nil	Nil	0.1%
Non Par						
(vi) Yield on Investments (on Policyholders' fund)						
A. Without unrealised gains						
- Non Linked						
Par	2.3%	2.5%	1.7%	4.8%	3.4%	7.4%
Non Par	2.2%	2.2%	2.0%	4.5%	4.0%	8.4%
- Linked						
Par	1.8%	1.7%	1.8%	3.4%	4.0%	6.6%
Non Par	1.4%	4.2%	0.9%	5.6%	0.8%	9.5%
- Linked						
Par	2.0%	4.8%	0.9%	6.8%	-0.2%	9.6%
Non Par	-0.8%	0.7%	0.0%	-0.1%	1.3%	7.5%
(vii) NPA ratios: (for Shareholders' fund)						
a) Gross NPAs	Nil	Nil	Nil	Nil	Nil	Nil
Net NPAs	Nil	Nil	Nil	Nil	Nil	Nil
b) % of Gross NPAs	Nil	Nil	Nil	Nil	Nil	Nil
% of Net NPAs	Nil	Nil	Nil	Nil	Nil	Nil
(viii) Yield on Investments (on Shareholders' fund)						
A. Without unrealised gains	2.6%	1.8%	1.7%	4.6%	3.6%	9.1%
B. With unrealised gains	1.9%	2.6%	0.8%	4.9%	0.2%	7.5%
(ix) Persistency Ratio						
13th month	89.3%	88.8%	84.8%	89.1%	86.6%	87.2%
25th month	77.7%	77.6%	80.6%	79.5%	79.1%	80.5%
37th month	74.5%	71.4%	69.6%	72.9%	72.1%	72.0%
49th month	65.2%	67.3%	65.4%	68.2%	64.2%	67.7%
61st month	54.6%	55.5%	52.4%	54.2%	50.3%	52.3%
(x) Conservation Ratio						
Participating life- Individual & group	84.2%	81.7%	88.1%	83.1%	88.8%	84.4%
Participating pension- Individual & group	99.3%	100.7%	84.9%	99.9%	83.7%	89.6%
Non Participating life - Individual & group	67.1%	70.7%	93.6%	68.6%	88.9%	83.7%
Non Participating pension - Individual & Group	76.5%	78.7%	83.9%	77.3%	67.2%	77.4%
Non Participating - Life Group Variable	NA	NA	NA	NA	NA	NA
Non Participating - Pension group variable	NA	NA	NA	NA	NA	NA
Non Participating fund - Annuity	NA	NA	NA	NA	NA	NA
Non Participating fund - Individual & Group Health	73.7%	62.2%	48.9%	68.2%	50.7%	57.6%
Unit Linked - Individual life	81.2%	84.6%	82.7%	82.6%	84.0%	84.3%
Unit Linked - Individual pension	78.1%	79.2%	84.7%	78.6%	83.2%	80.8%
Unit Linked - Group life	NA	NA	NA	NA	NA	NA
Unit Linked - Group pension	NA	NA	NA	NA	NA	NA

Notes :

- Analytical ratios have been calculated as per definition given in IRDAI Analytical ratios disclosure.
- The persistency ratios are calculated in accordance with the IRDAI circular no. IRDA/ACT/C/IRMISC/035/01/2014 dated January 23, 2014 and hence are with a lag of one month.
- Group business, where persistency is measurable, has been included in the calculations. Rural business policies issued from FY 2018-19 onwards are included in persistency ratio calculations.
- The persistency ratios for the quarter ended September 30, 2019 have been calculated for the policies issued in the June to August period of the relevant years. E.g.: the 13th month persistency for the current quarter is calculated for the policies issued from June 2018 to August 2018. The persistency ratios for quarter ended June 30, 2019 and September 30, 2018 have been calculated in a similar manner.
- The persistency ratios for the six months ended September 30, 2019 have been calculated for the policies issued in the September to August period of the relevant years. For e.g.: the 13th month persistency for the six months ended September 30, 2019 is calculated for the policies issued from September 2017 to August 2018. The persistency ratios for the six months ended September 30, 2018 have been calculated in a similar manner.
- The persistency ratios for the year ended March 31, 2019 have been calculated for the policies issued in the March to February period of the relevant years. E.g.: the 13th month persistency for the current year is calculated for the policies issued from March 2017 to February 2018.



APP

Handwritten initials/signature.

HDFC Life Insurance Company Limited
(Formerly HDFC Standard Life Insurance Company Limited)
Segment Reporting (Consolidated) for the Quarter and six months ended September 30, 2019

(₹ in Lakhs)

Sr. No.	Particulars	Three Months ended			Six Months ended		Year ended
		September 30, 2019 (Unaudited)	June 30, 2019 (Unaudited)	September 30, 2018 (Unaudited) (refer note 7)	September 30, 2019 (Unaudited)	September 30, 2018 (Unaudited) (refer note 7)	March 31, 2019 (Audited)
1	Segment Income						
A)	Policyholders :						
	Segment A - Participating - Individual & Group Life :						
	Net Premium						
	Income from Investments ²	130,812	92,776	133,903	223,588	237,744	561,015
	Transfer of Funds from shareholders' account	59,877	60,705	37,130	120,582	77,917	182,271
	Other Income	-	-	-	-	-	544
	Segment B - Participating - Individual & Group Pension :	2,991	1,588	1,249	4,579	2,521	6,347
	Net Premium	-	-	-	-	-	-
	Income from Investments ²	5,045	3,576	4,975	8,621	8,460	21,888
	Transfer of Funds from shareholders' account	4,895	6,815	3,680	11,710	7,445	16,550
	Other Income	-	-	-	-	-	3
	Segment C - Non Participating - Individual & Group Life :	44	45	28	89	54	189
	Net Premium	-	-	-	-	-	-
	Income from Investments ²	223,752	200,663	143,429	424,415	261,597	640,141
	Transfer of Funds from shareholders' account	32,249	27,094	17,830	59,343	34,233	76,910
	Other Income	1,846	-	-	1,846	-	20,013
	Segment D - Non Participating - Life Group Variable :	723	599	116	1,322	243	604
	Net Premium	-	-	-	-	-	-
	Income from Investments ²	35,026	12,832	28,007	47,858	51,094	98,642
	Transfer of Funds from shareholders' account	5,481	5,262	3,724	10,743	7,133	16,124
	Other Income	267	-	284	267	370	-
	Segment E - Non Participating - Individual & Group Pension :	-	-	-	-	-	-
	Net Premium	6,992	9,672	20,948	16,664	36,087	69,946
	Income from Investments ²	6,885	6,918	5,376	13,803	10,311	23,444
	Transfer of Funds from shareholders' account	-	-	-	-	-	-
	Other Income	7	8	10	15	19	31
	Segment F - Non Participating - Pension Group Variable :	-	-	-	-	-	-
	Net Premium	28,245	66,020	19,194	94,265	29,170	99,258
	Income from Investments ²	6,864	6,604	3,991	13,468	7,647	16,631
	Transfer of Funds from shareholders' account	-	-	449	-	1,392	1,476
	Other Income	-	-	-	-	-	-
	Segment G - Non Participating - Annuity :	27	12	30	39	55	118
	Net Premium	52,783	69,498	62,667	122,281	103,562	259,204
	Income from Investments ²	14,622	13,992	6,901	28,614	12,373	33,106
	Transfer of Funds from shareholders' account	-	-	-	-	-	-
	Other Income	-	-	-	-	-	-
	Segment H - Non Participating - Individual & Group Health :	27	12	30	39	55	118
	Net Premium	2,939	1,473	2,245	4,412	5,320	12,469
	Income from Investments ²	170	147	114	317	216	542
	Transfer of Funds from shareholders' account	-	-	(324)	-	-	1,580
	Other Income	6	6	8	12	18	33
	Segment I - Unit Linked - Individual Life :	-	-	-	-	-	-
	Net Premium	220,266	165,425	228,470	385,691	386,153	978,698
	Income from Investments ²	(33,594)	38,521	5,795	4,927	75,257	387,780
	Transfer of Funds from shareholders' account	-	-	-	-	-	7,278
	Other Income	1,042	963	1,404	2,005	4,522	10,160
	Segment J - Unit Linked - Individual Pension :	-	-	-	-	-	-
	Net Premium	18,404	13,653	22,909	32,057	40,038	90,938
	Income from Investments ²	2,654	15,056	12,324	17,710	41,300	96,176
	Transfer of Funds from shareholders' account	-	-	-	-	-	-
	Other Income	6	1	6	7	10	23
	Segment K - Unit Linked - Group Life :	-	-	-	-	-	-
	Net Premium	19,780	7,964	9,702	27,744	14,637	53,189
	Income from Investments ²	8,065	14,523	4,812	22,588	6,017	38,020
	Transfer of Funds from shareholders' account	-	-	-	-	-	-
	Other Income	-	-	-	-	-	-
	Segment L - Unit Linked - Group Pension :	-	-	-	-	-	-
	Net Premium	1,646	2,167	1,477	3,813	4,194	7,678
	Income from Investments ²	1,458	2,727	1,010	4,185	1,498	7,788
	Transfer of Funds from shareholders' account	-	-	-	-	-	-
	Other Income	-	-	-	-	-	-
B)	Shareholders :						
	Income from Investments ²	13,653	9,062	7,283	22,714	15,244	40,454
	Other Income	-	-	-	-	-	-
		25	18	8	43	947	2,144



408.

Handwritten signature/initials.

HDFC Life Insurance Company Limited
(Formerly HDFC Standard Life Insurance Company Limited)
Segment Reporting (Consolidated) for the Quarter and six months ended September 30, 2019

(₹ in Lakhs)

Sr No.	Particulars	Three Months ended / As at			Six Months ended / As at		Year ended /
		September 30, 2019	June 30, 2019	September 30, 2018	September 30, 2019	September 30, 2018	March 31, 2019
		(Unaudited)	(Unaudited) (refer note 8)	(Unaudited) (refer note 8)	(Unaudited)	(Unaudited)	(Audited)
2	Segment Surplus/ Deficit (net of transfer from shareholders' A/c) :						
	Segment A - Participating - Individual & Group Life	113	3,249	(5,333)	3,362	(4,992)	20,971
	Segment B - Participating - Individual & Group Pension	1,546	995	1,385	2,541	2,932	7,874
	Segment C - Non Participating - Individual & Group Life	(8,784)	7,253	18,020	(1,530)	32,127	54,137
	Segment D - Non Participating - Life Group Variable	(322)	55	(284)	(267)	(370)	219
	Segment E - Non Participating - Individual & Group Pension	827	4,970	50	5,797	1,162	6,139
	Segment F - Non Participating - Pension Group Variable	160	239	(450)	399	(1,392)	(1,476)
	Segment G - Non Participating - Annuity	4,214	416	1,057	4,630	3,029	608
	Segment H - Non Participating - Individual & Group Health	1,830	458	885	2,288	561	4,283
	Segment I - Unit Linked - Individual Life	15,538	15,840	(1,222)	31,378	9,156	(7,278)
	Segment J - Unit Linked - Individual Pension	3,068	3,490	4,320	6,558	7,789	16,388
	Segment K - Unit Linked - Group Life	743	990	629	1,733	1,465	2,369
	Segment L - Unit Linked - Group Pension	126	128	163	254	286	522
	Total	19,059	38,083	19,220	57,143	51,753	104,756
	Shareholders	11,101	7,102	5,634	18,204	13,053	37,418
	Grant Total	30,160	45,185	24,854	75,347	64,806	142,174
3	Segment Assets:						
	Segment A - Participating - Individual & Group Life	2,870,562	2,856,130	2,670,069	2,870,562	2,670,069	2,812,121
	Segment B - Participating - Individual & Group Pension	270,624	263,733	247,143	270,624	247,143	259,814
	Segment C - Non Participating - Individual & Group Life	1,365,920	1,230,716	907,516	1,365,920	907,516	1,126,593
	Segment D - Non Participating - Life Group Variable	283,410	259,617	199,110	283,410	199,110	244,931
	Segment E - Non Participating - Individual & Group Pension	346,569	339,838	294,243	346,569	294,243	334,165
	Segment F - Non Participating - Pension Group Variable	355,432	328,201	199,999	355,432	199,999	266,948
	Segment G - Non Participating - Annuity	623,450	570,700	335,829	623,450	335,829	496,723
	Segment H - Non Participating - Individual & Group Health	2,441	5,908	5,187	2,441	5,187	5,490
	Segment I - Unit Linked - Individual Life	4,960,873	4,948,679	4,414,383	4,960,873	4,414,383	4,940,365
	Segment J - Unit Linked - Individual Pension	801,594	827,959	858,002	801,594	858,002	847,255
	Segment K - Unit Linked - Group Life	487,614	476,223	430,313	487,614	430,313	466,266
	Segment L - Unit Linked - Group Pension	89,540	93,337	89,688	89,540	89,688	94,036
	Total	12,458,029	12,201,041	10,651,482	12,458,029	10,651,482	11,894,707
	Shareholders	602,229	598,212	530,428	602,229	530,428	556,421
	Unallocated ³	47,525	40,132	39,570	47,525	39,570	38,572
	Grant Total	13,107,783	12,839,385	11,221,480	13,107,783	11,221,480	12,489,700
4	Segment Policy Liabilities⁴ :						
	Segment A - Participating - Individual & Group Life	2,821,263	2,779,079	2,603,081	2,821,263	2,603,081	2,729,353
	Segment B - Participating - Individual & Group Pension	254,477	247,966	232,544	254,477	232,544	241,566
	Segment C - Non Participating - Individual & Group Life	1,360,619	1,229,049	912,949	1,360,619	912,949	1,123,826
	Segment D - Non Participating - Life Group Variable	281,845	258,780	200,605	281,845	200,605	243,562
	Segment E - Non Participating - Individual & Group Pension	346,248	339,594	294,496	346,248	294,496	333,887
	Segment F - Non Participating - Pension Group Variable	354,457	327,471	201,413	354,457	201,413	265,681
	Segment G - Non Participating - Annuity	624,413	571,794	337,949	624,413	337,949	498,487
	Segment H - Non Participating - Individual & Group Health	5,587	5,942	5,284	5,587	5,284	5,456
	Segment I - Unit Linked - Individual Life	4,963,886	4,970,052	4,431,242	4,963,886	4,431,242	4,962,786
	Segment J - Unit Linked - Individual Pension	801,594	827,959	858,002	801,594	858,002	847,255
	Segment K - Unit Linked - Group Life	486,471	476,086	430,412	486,471	430,412	466,196
	Segment L - Unit Linked - Group Pension	89,540	93,337	89,688	89,540	89,688	94,036
	Total	12,390,400	12,127,109	10,597,665	12,390,400	10,597,665	11,812,091
	Shareholders	637,077	609,318	542,052	637,077	542,052	566,394
	Unallocated	-	-	-	-	-	-
	Grand Total	13,027,477	12,736,427	11,139,717	13,027,477	11,139,717	12,378,485

Note:

1. Segments include:

a. Linked Policies: (i) Life (ii) General Annuity and Pension (iii) Health (iv) Variable

b. Non-Linked:

1. Non-Participating Policies: (i) Life (ii) General Annuity and Pension (iii)

2. Participating Policies: (i) Life (ii) General Annuity and Pension (iii) Health (iv) Variable

c. Variable insurance shall be further segregated into Life and Pension.

2. Net of provisions for diminution in value of investment.

3. Unallocated row in the segmental assets above includes income tax deposited with tax authorities which is contested by the company and Advance Tax (net of provision for taxation). As per Accounting Standard 17, tax asset cannot be allocated across reporting segments.

4. Segment policy liabilities includes fund for future appropriations and excludes Credit / (Debit) Fair Value Change Account on Policyholders' funds.



APB

Handwritten initials/signature.

HDFC Life Insurance Company Limited
(Formerly HDFC Standard Life Insurance Company Limited)

Other disclosures :
Status of Shareholders Complaints as on September 30, 2019

Sr No.	Particulars	Number of Complaints
1	Investor complaints pending at the beginning of the quarter	Nil
2	Investor complaints received during the quarter ended September 30, 2019	1
3	Investor complaints disposed of during the quarter ended September 30, 2019	1
4	Investor complaints remaining unresolved as on September 30, 2019	Nil



Notes:

1. The above results of the Group for the quarter and six months ended September 30, 2019 were reviewed by the Audit Committee and subsequently approved by the Board of Directors at its meeting held on October 23, 2019.
2. These financial results have been prepared in accordance with the requirements of Regulation 33 of the SEBI (Listing Obligations and Disclosure Requirements) Regulations, 2015, to the extent applicable, and IRDAI Circular IRDA/F&I/REG/CIR/208/10/2016 dated October 25, 2016 on publication of financial results for Life Insurance companies.
3. In view of seasonality of industry, the results of interim period are not necessarily indicative of the results that may be expected of any other interim periods or for the full year.
4. During the quarter ended September 30, 2019, the Parent company has allotted 182,870 equity shares of face value of ₹10 each pursuant to exercise of employee stock options.
5. Figures of the previous period have been regrouped wherever necessary, in order to make them comparable.
6. The above consolidated financial results for the quarter and six months ended September 30, 2019 have been reviewed by joint statutory auditors of the Company.
7. The consolidated figures for the quarter and six months ended September 30, 2018 have been approved by the Board of Directors, but have not been subjected to review since the requirement of submission of quarterly consolidated financial results has become mandatory only from April 01, 2019.

Mumbai
October 23, 2019

For and on behalf of the Board of Directors

Vibha Padalkar

Vibha Padalkar
Managing Director & CEO
(DIN: 01682810)



AP