

Quick Register(Standalone SI)



Benefits

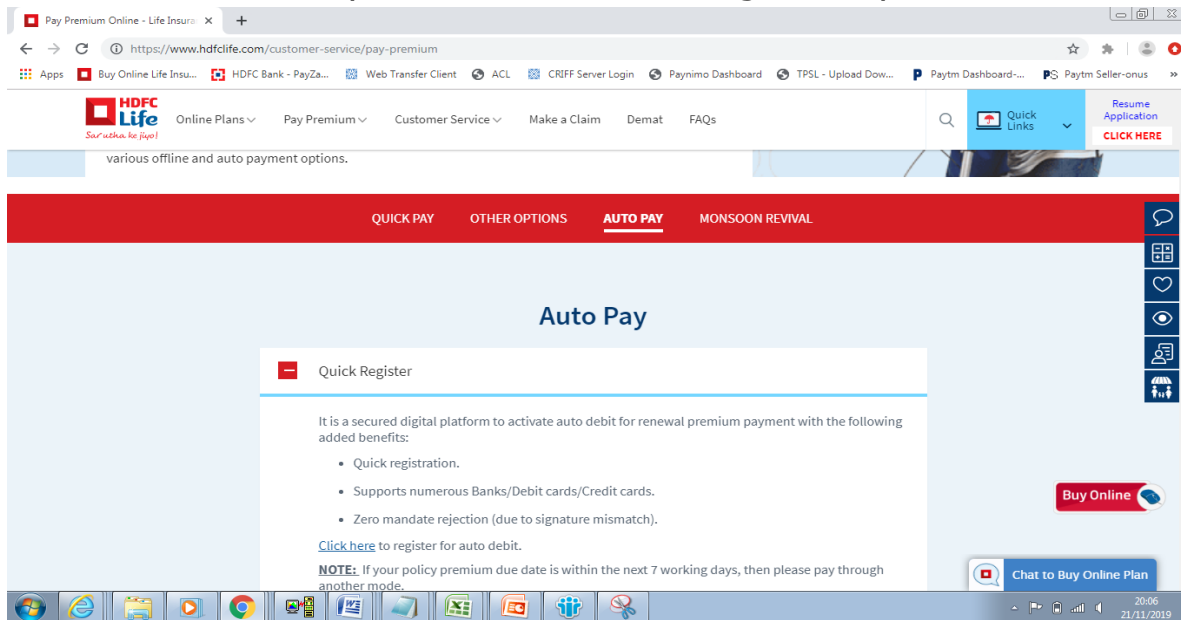


How to register for SI quickly ?

Customer has to visit Quick Register URL which is available on

a) Website

- Locate URL on website by following below steps
- Visit www.hdfclife.com
- Click on Customer Service tab
- Click on Pay Premium
- Click on Auto Pay
- Click on URL provided in Quick Register option

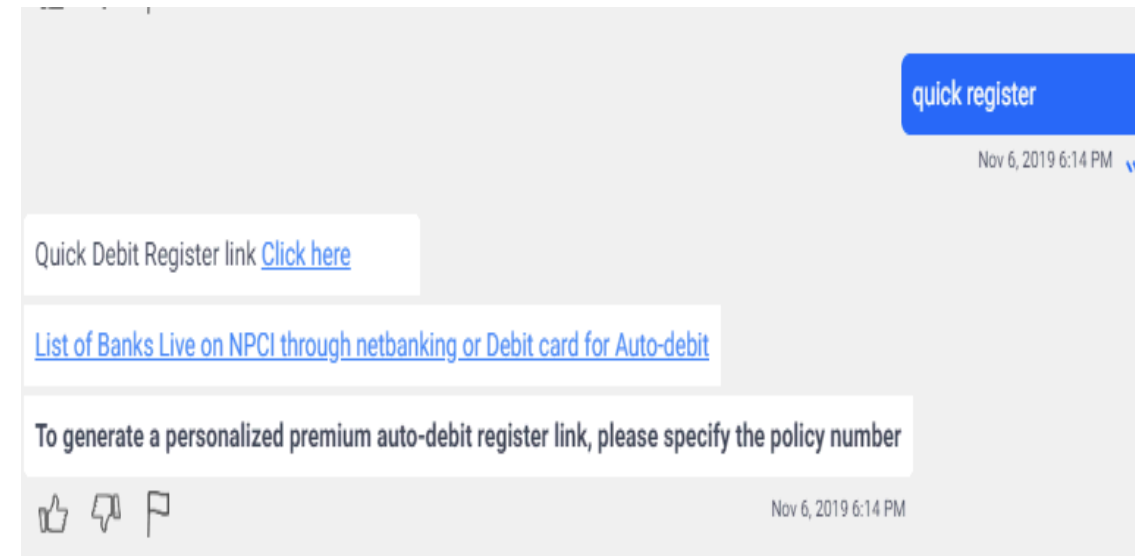


b) VASS

Visit www.hdfclife.com

Type "Quick Register"

Send link to customer on SMS or whatsapp



Auto debit registration limits

Auto debit registration limit on Bank account -

- For HDFC and ICICI Bank – Auto debit request can be registered for amount greater than 1lakh
- For Banks and debit card other than HDFC and ICICI Bank - Auto debit request can be registered on Bank account for amount upto 1 lakh

Auto debit registration limit on Credit card -

- There is no amount limit applicable for Auto debit registration on Credit card
- Auto debit can be registered on Visa, Master and Maestro Credit card

Quick Register on HDFC Bank



Landing Page

- Go to URL: https://onlinepayments.hdfclife.com/HDFCLife/quick_mandate_registration.html
- Fill in your Policy No. and Date of birth

HDFC Life
Sachcha hai jaye!

Online Mandate Registration

Online Mandate Registration is supported by versions IE 9+ | Chrome 35+ | Mozilla 35+ | Opera 30+ | Safari 5+

Policy No. DOB

For all your policy related queries, #SimplyChat

Type here to search

19:14
19/11/2019

Home Page

- Check and verify your details
- Agree to Terms and conditions
- Click on Set Auto Debit

HDFC Life
Sav uttha. ke jiyel

Online Mandate Registration

Online Mandate Registration is supported by versions IE 9+ | Chrome 35+ | Mozilla 35+ | Opera 30+ | Safari 5+

NAME Vishnu Bhaskaran	DUE DATE 29/11/2019
YOUR EMAIL ID VIXXXX.B@HDFCLIFE.COM	CONTACT NUMBER XXXXXX4501
PREMIUM AMOUNT (₹) 13642.00	

I have read and agreed to [TERMS AND CONDITIONS](#)

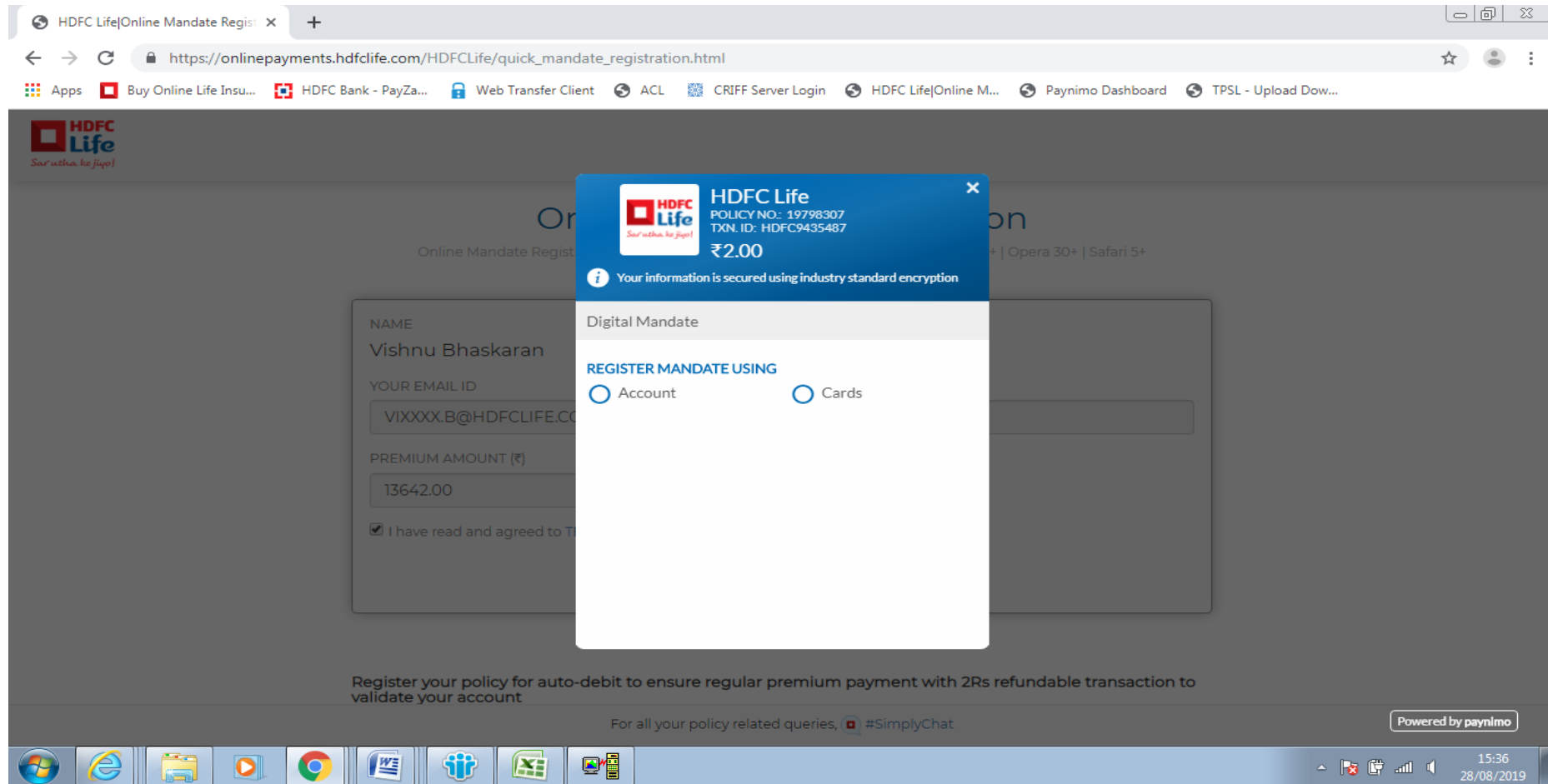
SET AUTO-DEBIT

Note : To verify your account/card details, a refundable* token amount will be debited from your account/card which is subject to bank. In order to deactivate the auto debit in future kindly raise a request 12 days prior to the due date.
*non refundable for ICICI Bank account.

13:39
19/11/2019

Mandate Registration Option

- Choose Mandate registration option : Account or Card



For Account

- Select HDFC bank, click on Pay

The screenshot shows a web browser window with the URL https://onlinepayments.hdfclife.com/HDFCLife/quick_mandate_registration.html?policyno=18610676&date=14%2F02%2F1969&source=. The page title is "HDFC Life | Online Mandate Registration". The HDFC Life logo is in the top left corner. The main content area contains a registration form with the following fields:

- NAME: Vishnu Bhaskaran
- YOUR EMAIL ID: VIXXXX.B@HDFCLIFE.CO
- PREMIUM AMOUNT (₹): 13642.00
- I have read and agreed to T

A dropdown menu is open over the form, listing various banks. "HDFC Bank" is highlighted in blue. The list of banks includes:

- Select bank ...
- Andhra Bank
- AU SMALL FINANCE BANK LTD
- Axis Bank
- Bank of Baroda
- BANK OF MAHARASHTRA
- Central Bank of India
- CITY UNION BANK LTD
- DEUTSCHE BANK
- Equitas Small Finance Bank Ltd
- Federal Bank
- HDFC Bank**
- ICICI Bank
- IDBI Bank
- IDFC FIRST BANK LTD
- Indian Overseas NetBanking
- Indusind Bank
- Karnataka Bank Ltd
- Kotak Mahindra Bank
- PAYTM PAYMENTS BANK
- Select bank ...

At the bottom of the form, there is a red button labeled "PAY ₹2.00". Below the form, a note states: "Note : To verify your account/card details, a refundable* token amount will be debited from your account/card which is subject to bank. In order to deactivate the auto debit in future kindly raise a request 12 days prior to the due date." At the bottom of the page, there is a footer with the text "For all your policy related queries, #SimplyChat" and "Powered by paylmo". The Windows taskbar is visible at the bottom of the screen, showing the time as 13:51 on 19/11/2019.

Select Authentication Type

- Customer will be required to enter HDFC Bank account no. for SI registration and would require to do a Rs. 2 refundable token transaction

The screenshot shows a web browser window with the URL https://onlinepayments.hdfclife.com/HDFCLife/quick_mandate_registration.html?policyno=18610676&date=14%2F02%2F1969&source=. The page displays the HDFC Life logo and the text "Sav utthan, ka jiyai". A modal window titled "HDFC LIFE INSURAN..." is open, showing the following details:

- POLICY NO.: 19798307
- TXN. ID: HDFC10603159
- Amount: ₹2.00
- Information: Mandate amount limit is INR 1 lakh except for Credit card and ICICI Bank
- Options: Account, Cards
- SELECT BANK: HDFC Bank
- AUTHENTICATE USING: NETBANKING
- Input field: Account Number
- Red button: PAY ₹2.00

The background form contains the following fields:

- NAME: Vishnu Bhaskaran
- YOUR EMAIL ID: VIXXXX.B@HDFCLIFE.CO
- PREMIUM AMOUNT (₹): 13642.00
- Checkbox: I have read and agreed to T

At the bottom of the page, there is a note: "Note : To verify your account/card details, a refundable* token amount will be debited from your account/card which is subject to bank In order to deactivate the auto debit in future kindly raise a request 12 days prior to the due date." and a chat icon for "#SimplyChat". The footer indicates "Powered by paynimo". The Windows taskbar at the bottom shows the time as 13:51 on 19/11/2019.

Redirected to bank website

- Enter Net banking login details on bank website then enter OTP received on mobile no registered for SMS net banking to complete two factor authentication process

Welcome to HDFC Bank Direct P. x +

Hdfc Bank Limited. [IN] | <https://netbanking.hdfcbank.com/netbanking/merchant>

Apps Buy Online Life Insu... HDFC Bank - PayZa... Web Transfer Client ACL CRIFF Server Login Paynimo Dashboard TPSL - Upload Dow... Paytm Dashboard... Paytm Seller-onus >>

NetBanking | *bank aapki mutthi mein*

HDFC BANK

bank at your fingertips

NetBanking Login

User ID / Customer ID:

Forgot Customer ID?

Key-in your Customer Id here. Click Continue to go to the next screen to key-in your password!

Continue

IMPORTANT : Please do not disclose your Netbanking Login Id and Password to anyone. This is critical to ensure the security of your account(s).

Thank you for deciding to pay using HDFC Bank Direct Pay.

Taking the "Secure Banking" initiative to the next level we are pleased to announce the launch of Secure Access, an online security initiative which will make your Netbanking transactions more safe.

Two key points you need to note- .

As a part of Secure Access, logging into HDFC Bank Netbanking is now a two step process. After keying in your customer id on the first screen, we will take you to the next one where you can enter your password.

Secure Access has an innovative Multi-layered Authentication Process, which is required to register for conducting ANY DirectPay Transaction. A personalized picture and message will help you identify fraud sites.

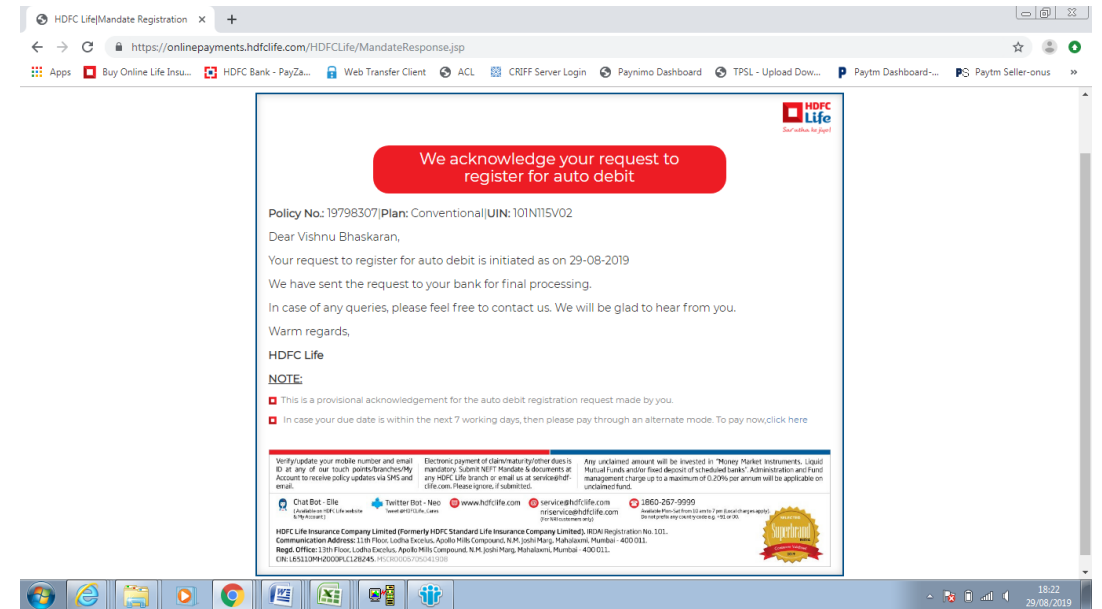
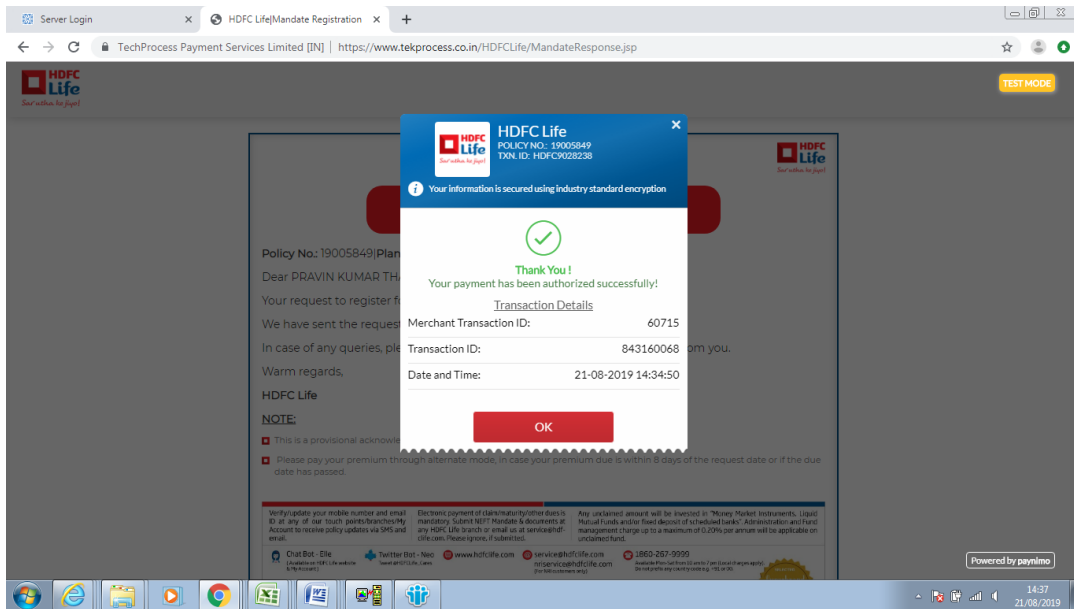
This online security measure has been introduced to protect your account from fraudsters and hackers. Just follow the four easy steps to register, and ensure your transactions are safe and secure! [Click here to know more on Secure Access.](#)

Copyright HDFC Bank Ltd. [Terms and Conditions](#) | [Privacy Policy](#)

13:55
19/11/2019

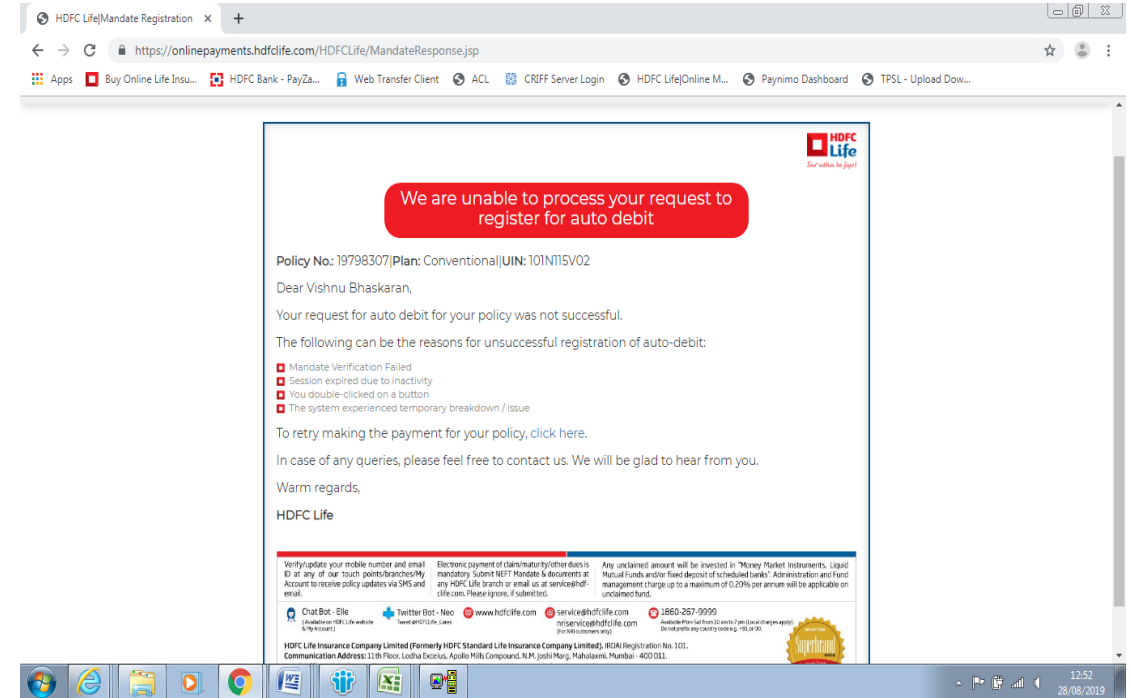
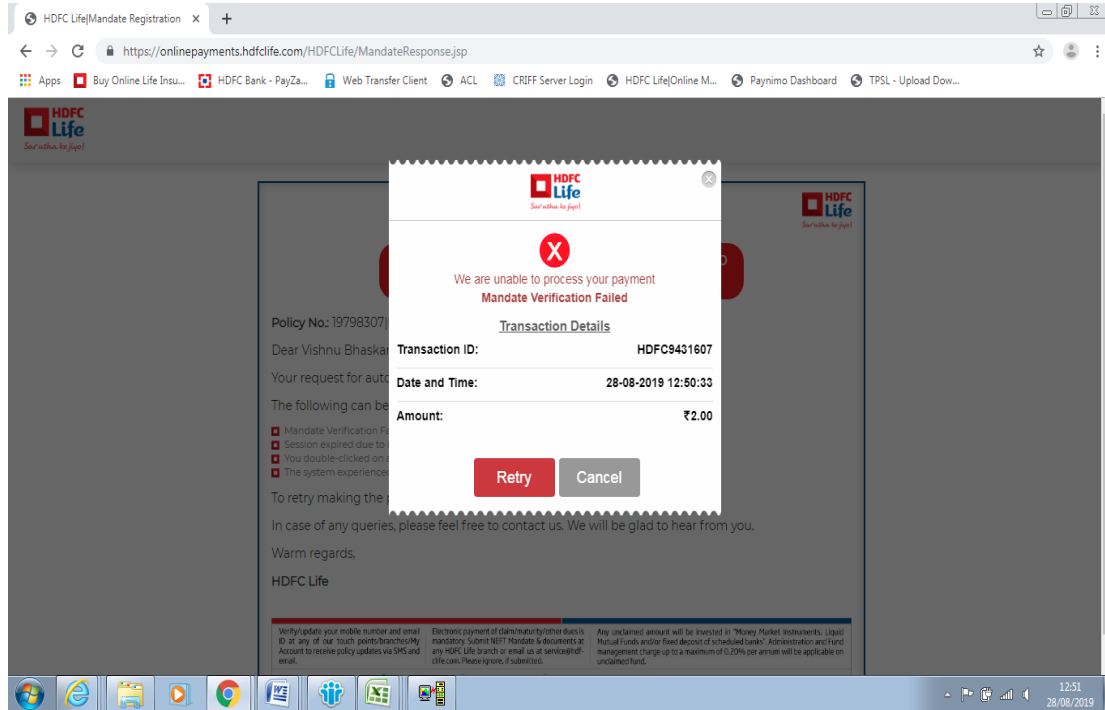
Success Screen

- In case transaction is successful then customer gets success message on screen
- Success SMS and Email is sent to customer's registered Phone number and Email ID



Failure Screen

- In case transaction is failed then customer gets failure message on screen
- Success SMS and Email is sent to customer's registered Phone number and Email ID



Note – If policy due date is within next 15 working days then please pay through some other mode

Quick Register on other Banks



Landing Page

- Go to URL : https://onlinepayments.hdfclife.com/HDFCLife/quick_mandate_registration.html
- Fill in your policy No. and Date of birth

HDFC Life Online Mandate Registration

Online Mandate Registration is supported by versions IE 9+ | Chrome 35+ | Mozilla 35+ | Opera 30+ | Safari 5+

Policy No. DOB

For all your policy related queries, #SimplyChat

15:17
28/08/2019

Home Page

- Check and verify your details
- Agree to Terms and conditions
- Click on Set Auto Debit

HDFC Life
Sav uttha, ka jayal

Online Mandate Registration

Online Mandate Registration is supported by versions IE 9+ | Chrome 35+ | Mozilla 35+ | Opera 30+ | Safari 5+

NAME Vishnu Bhaskaran	DUE DATE 29/11/2019
YOUR EMAIL ID VIXXXX.B@HDFCLIFE.COM	CONTACT NUMBER XXXXXX4501
PREMIUM AMOUNT (₹) 13642.00	

I have read and agreed to [TERMS AND CONDITIONS](#)

SET AUTO-DEBIT

Note : To verify your account/card details, a refundable* token amount will be debited from your account/card which is subject to bank. In order to deactivate the auto debit in future kindly raise a request 12 days prior to the due date.
*non refundable for ICICI Bank account.

13:39
19/11/2019

Mandate Registration Option

- Choose Mandate registration option : Account or Card

The screenshot shows a web browser window displaying the HDFC Life online mandate registration page. The browser's address bar shows the URL: https://onlinepayments.hdfclife.com/HDFCLife/quick_mandate_registration.html. The page content includes the HDFC Life logo, a form for registration, and a modal dialog box.

The modal dialog box, titled "HDFC Life", displays the following information:

- POLICY NO.: 19798307
- TXN. ID: HDFC9435487
- ₹2.00
- Your information is secured using industry standard encryption
- Digital Mandate
- REGISTER MANDATE USING
- Account
- Cards

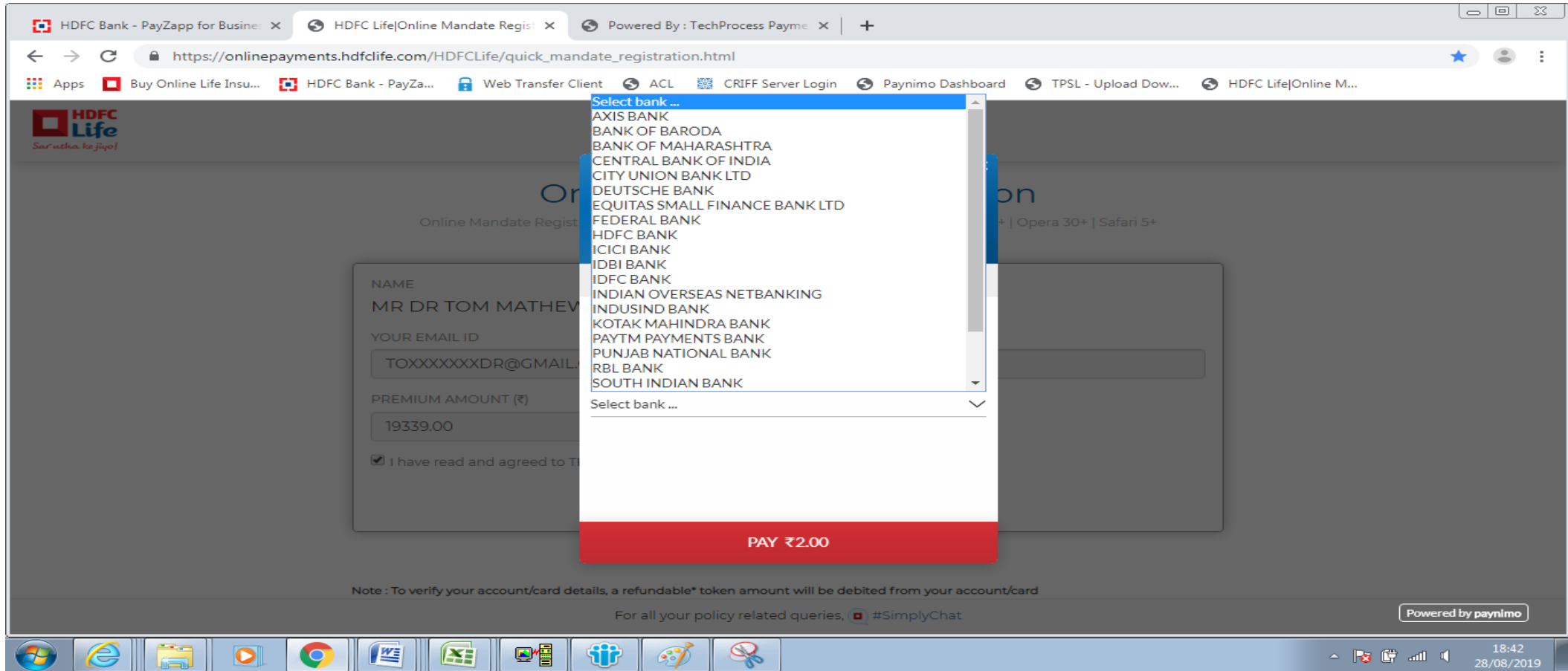
The background form contains the following fields:

- NAME: Vishnu Bhaskaran
- YOUR EMAIL ID: VIXXXX.B@HDFCLIFE.CO
- PREMIUM AMOUNT (₹): 13642.00
- I have read and agreed to T

At the bottom of the page, there is a footer with the text: "Register your policy for auto-debit to ensure regular premium payment with 2Rs refundable transaction to validate your account". Below this, it says "For all your policy related queries, #SimplyChat" and "Powered by paynimo". The system tray at the bottom shows the date and time as 15:36 on 28/08/2019.

For Account

- Select your preferred bank, click on Pay



Select Authentication Type

- For e-mandate, customer will be required to do a refundable token amount transaction which is subject to bank

HDFC Life Online Mandate Registration

NAME: Vishnu Bhaskaran

YOUR EMAIL ID: VIXXXX.B@HDFCLIFE.CO

PREMIUM AMOUNT (₹): 13642.00

I have read and agreed to T...

HDFC LIFE INSURAN...
POLICY NO: 19798307
TXN. ID: HDFC10603159

Mandate amount limit is INR 1 lakh except for Credit card and ICICI Bank

Digital Mandate

REGISTER MANDATE USING

Account Cards

SELECT BANK

ICICI Bank

AUTHENTICATE USING

eNACH Netbanking Debit Card

Account Holder Name _____ Account Number _____

REGISTER NOW

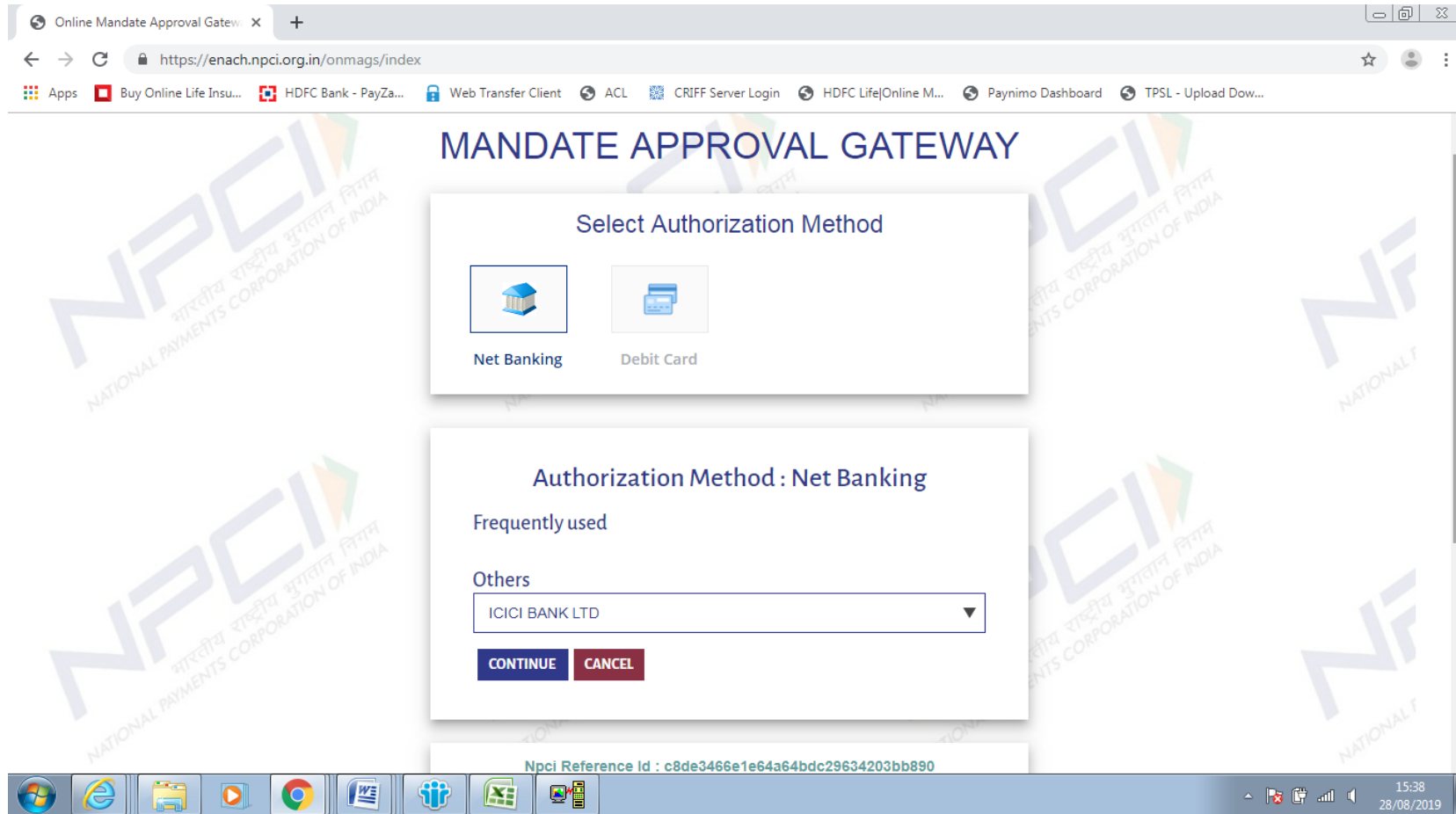
Note : To verify your account/card details, a refundable* token amount will be debited from your account/card which is subject to bank. In order to deactivate the auto debit in future kindly raise a request 12 days prior to the due date.

For all your policy related queries, #SimplyChat

Powered by paynimo

Authentication type

- Customer will be redirected to Mandate approval gateway
- Choose authorization type for e-NACH : Net banking or Debit Card



The screenshot shows a web browser window with the URL <https://enach.npci.org.in/onmags/index>. The page title is "MANDATE APPROVAL GATEWAY". The main content area is titled "Select Authorization Method" and contains two options: "Net Banking" (represented by a bank icon) and "Debit Card" (represented by a card icon). Below this, the "Authorization Method : Net Banking" section is displayed, showing "Frequently used" and "Others" categories. The "Others" category has a dropdown menu currently showing "ICICI BANK LTD". There are "CONTINUE" and "CANCEL" buttons at the bottom of the form. The page also features a watermark for "NPCI NATIONAL PAYMENTS CORPORATION OF INDIA". The browser's taskbar at the bottom shows the time as 15:38 on 28/08/2019 and includes a taskbar with various application icons.



Online Mandate Approval Gateway x +

https://enach.npci.org.in/onmags/index

Apps Buy Online Life Insu... HDFC Bank - PayZa... Web Transfer Client ACL CRIFF Server Login HDFC Life|Online M... Paynimo Dashboard TPSL - Upload Dow...

MANDATE APPROVAL GATEWAY

Select Authorization Method

 Net Banking  Debit Card

Authorization Method : Net Banking

Frequently used

Others

ICICI BANK LTD

CONTINUE CANCEL

Npci Reference Id : c8de3466e1e64a64bdc29634203bb890

15:38 28/08/2019

Mandate Approval Gateway

- Check details and click submit

Please check mandate details before confirmation

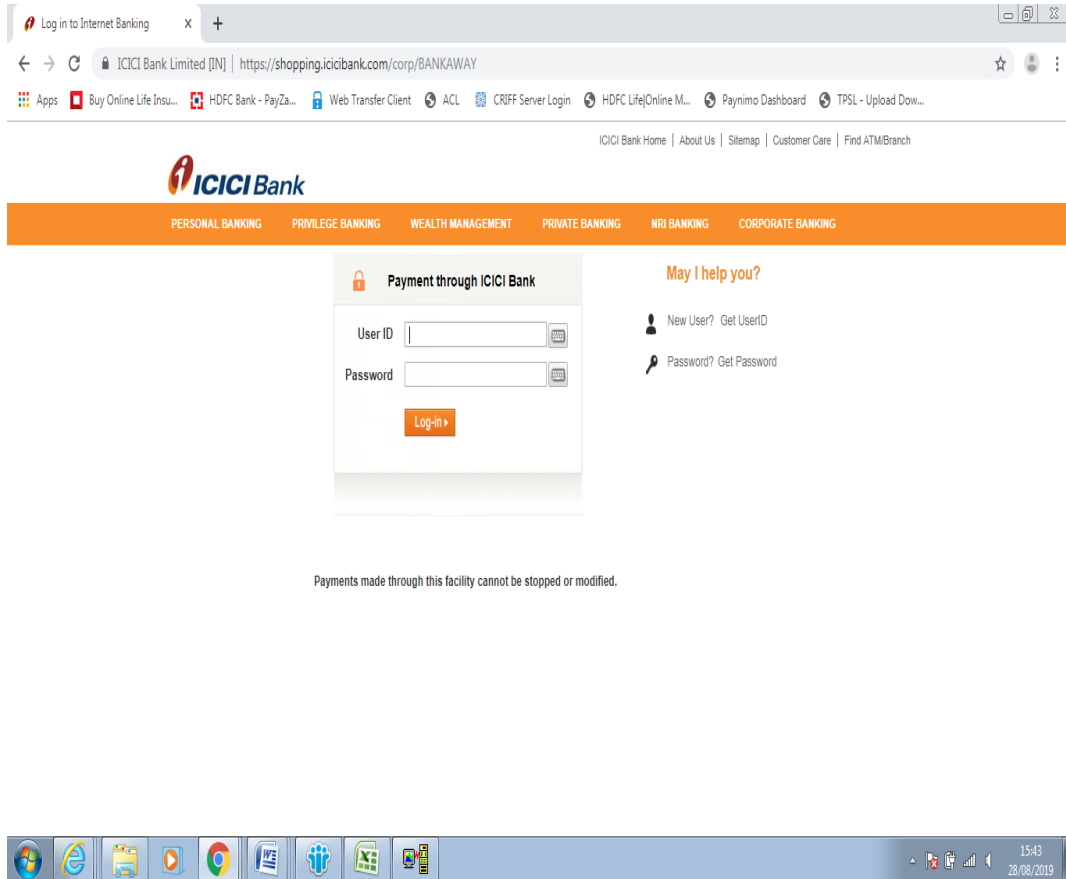
NPCI Ref No 433eeb9e28e645f9b79d3b683821d98e	Utility Code ICIC00261000001992
Service Provider Name HDFC STANDARD LIFE INSURANCE	Sponsor Bank IFSC [REDACTED]
A/C Holder Name [REDACTED]	A/C Number [REDACTED]
Occurrence RCUR	Recurring Frequency ADHO
Mandate Amount 13642.00	Amount Type Maximum
First Collection Date 2019-08-28	Final Collection Date 2057-11-29

I have checked the mandate details and I found it correct. I wish to proceed for authentication.

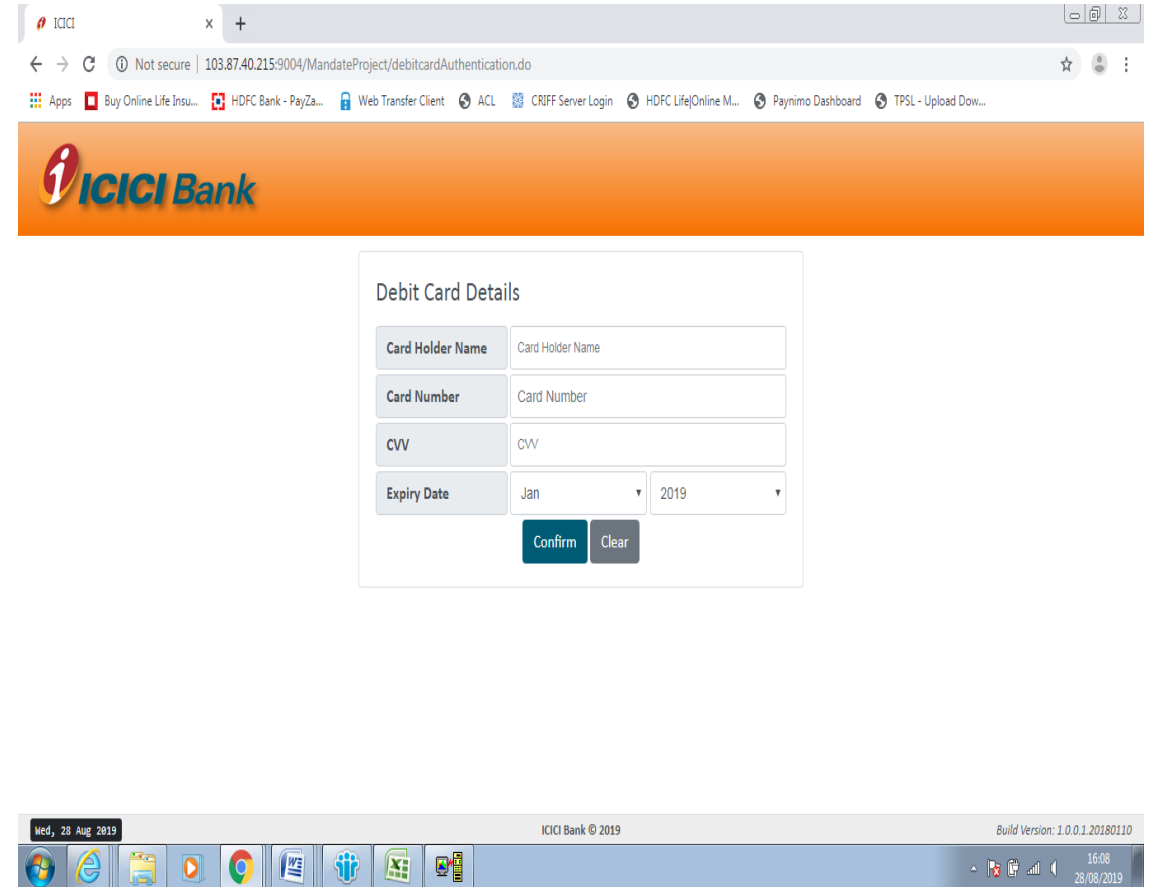
Submit

Redirected to bank website

- Follow details as per respective bank website for net banking

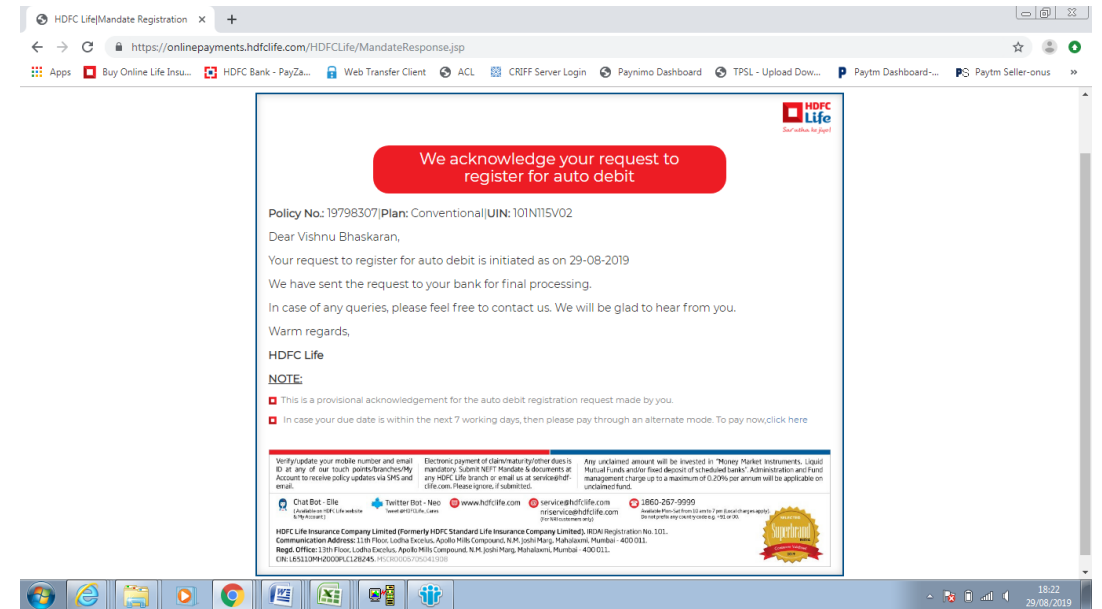
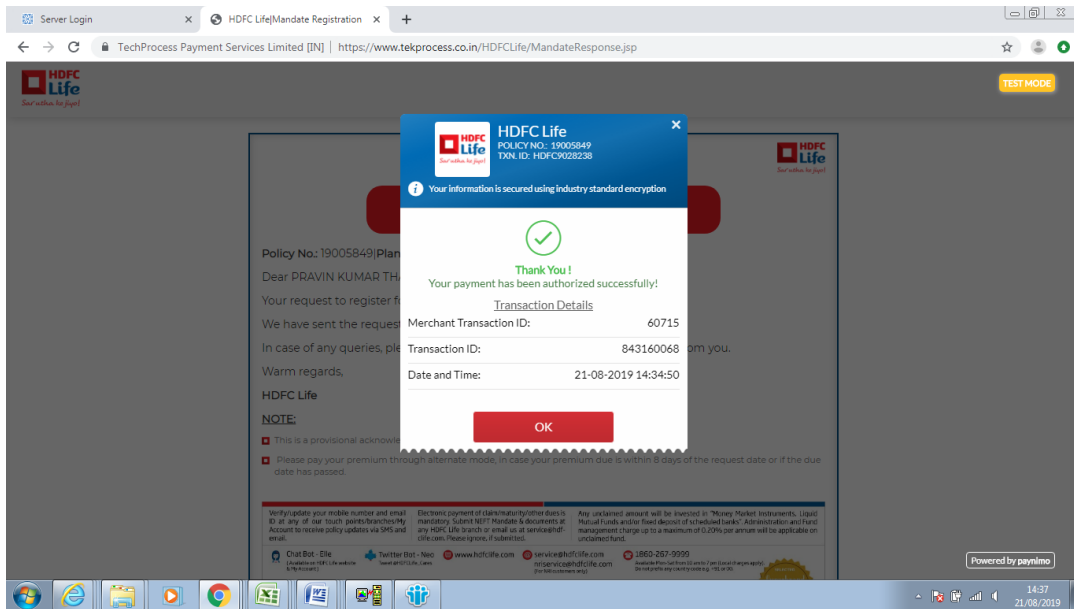


- Follow details as per respective bank website for Debit card



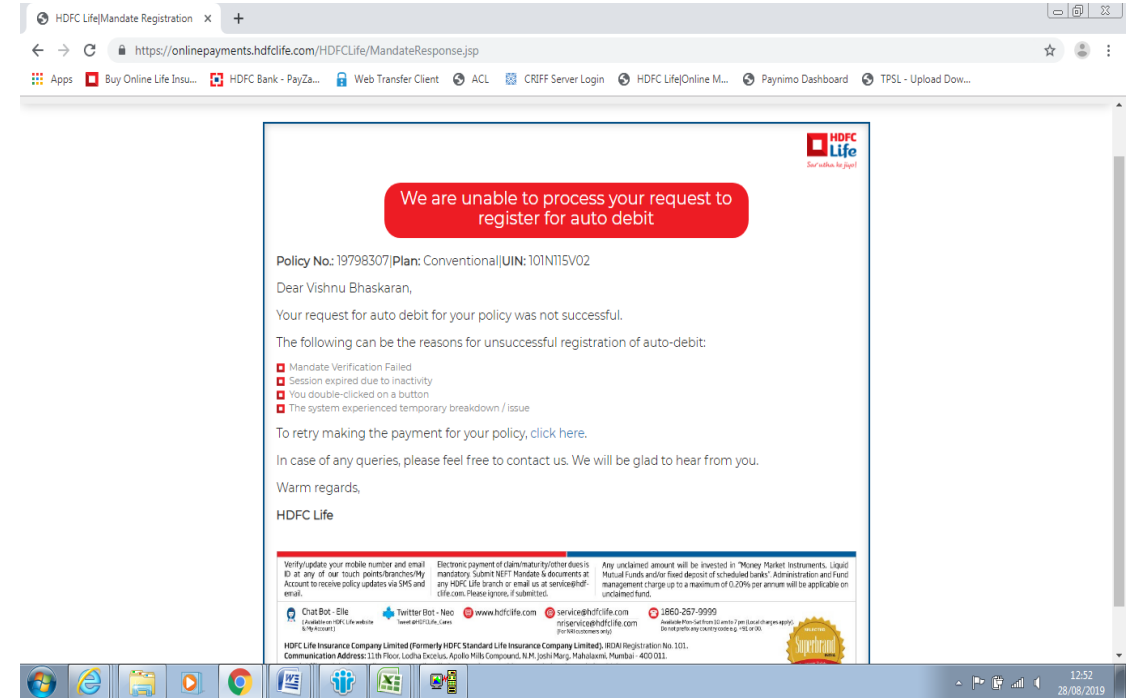
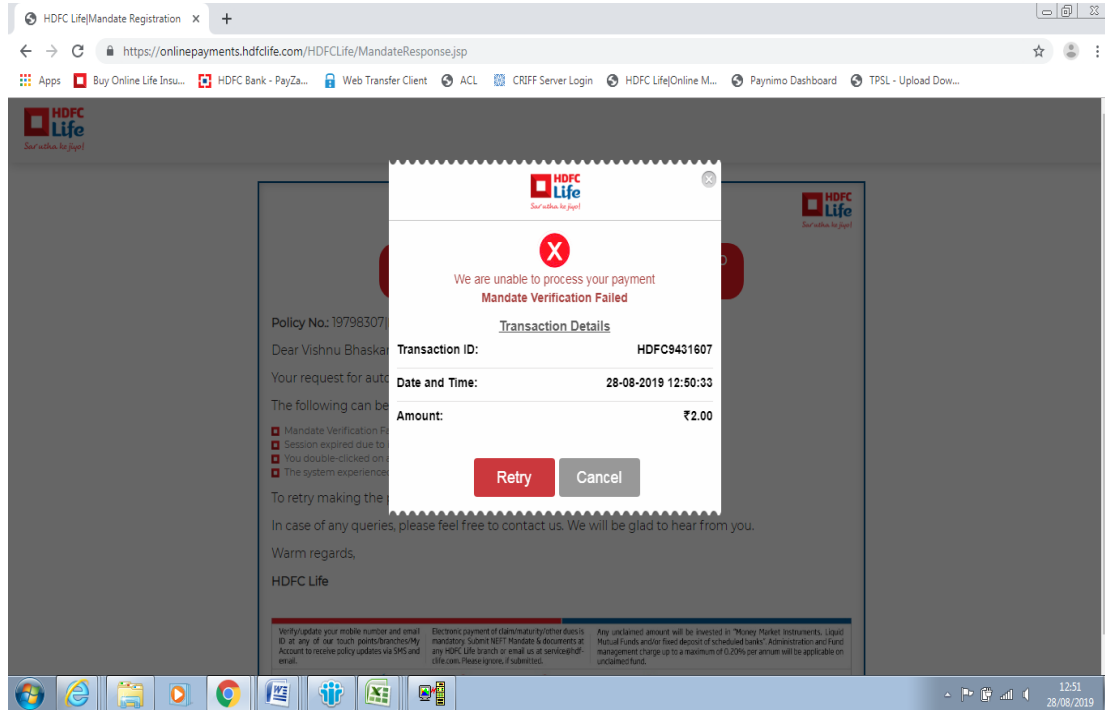
Success Screen

- In case transaction is successful then customer gets success message on screen
- Success SMS and Email is sent to customer's registered Phone number and Email ID



Failure Screen

- In case transaction is failed then customer gets failure message on screen
- Success SMS and Email is sent to customer's registered Phone number and Email ID



Note – If policy due date is within next 15 working days then please pay through some other mode

Quick Register on Credit Card



Landing Page

- Go to URL : https://onlinepayments.hdfclife.com/HDFCLife/quick_mandate_registration.html
- Fill in your policy No. and Date of birth

HDFC Life
Sarutha. ke jivo!

Online Mandate Registration

Online Mandate Registration is supported by versions IE 9+ | Chrome 35+ | Mozilla 35+ | Opera 30+ | Safari 5+

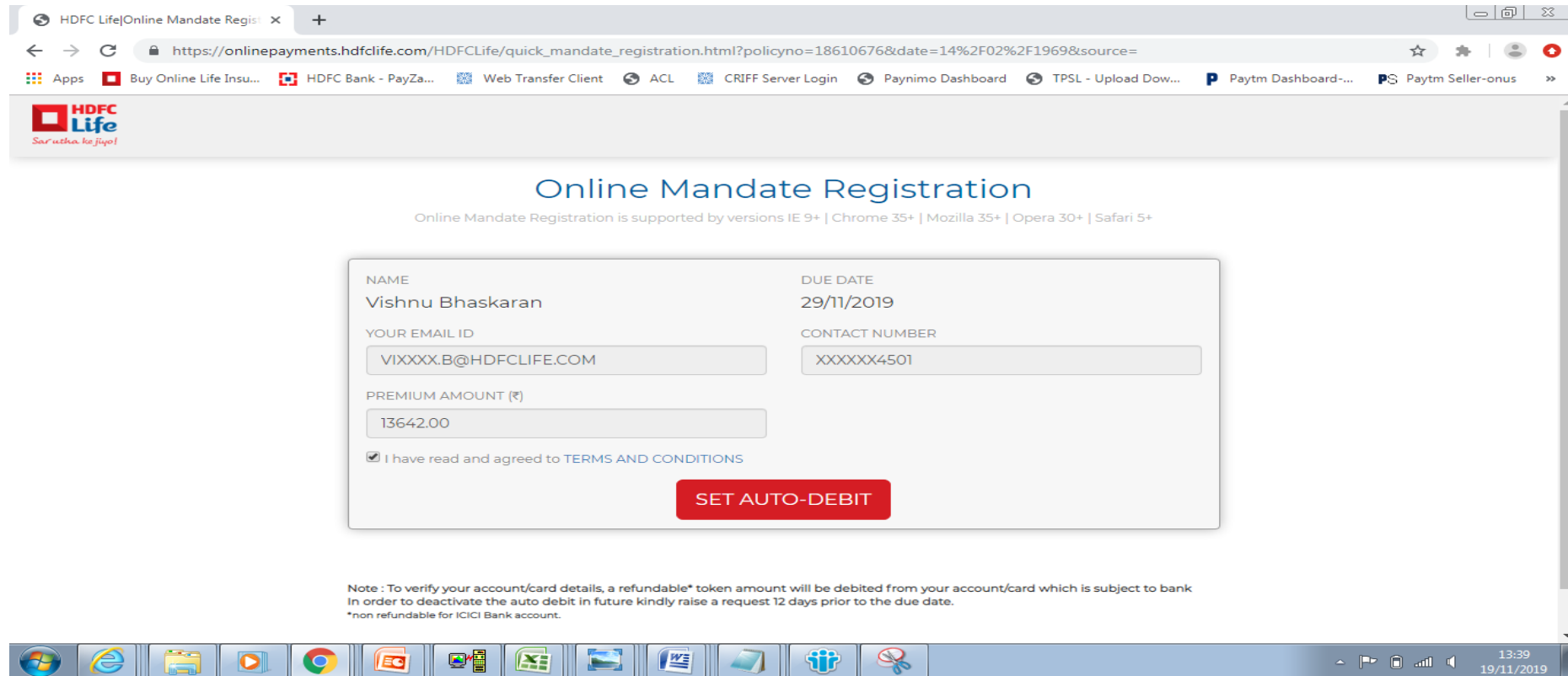
Policy No. DOB

For all your policy related queries, [#SimplyChat](#)

15:17
28/08/2019

Home Page

- Check and verify your details
- Agree to Terms and conditions
- Click on Set Auto Debit



HDFC Life | Online Mandate Registration

Online Mandate Registration is supported by versions IE 9+ | Chrome 35+ | Mozilla 35+ | Opera 30+ | Safari 5+

NAME	DUE DATE
Vishnu Bhaskaran	29/11/2019
YOUR EMAIL ID	CONTACT NUMBER
VXXXX.B@HDFCLIFE.COM	XXXXXX4501
PREMIUM AMOUNT (₹)	
13642.00	
<input checked="" type="checkbox"/> I have read and agreed to TERMS AND CONDITIONS	

SET AUTO-DEBIT

Note : To verify your account/card details, a refundable* token amount will be debited from your account/card which is subject to bank. In order to deactivate the auto debit in future kindly raise a request 12 days prior to the due date.
*non refundable for ICICI Bank account.

Select Cards

- Select card, fill card details and click on Pay

The screenshot shows a web browser window with the URL https://onlinepayments.hdfclife.com/HDFCLife/quick_mandate_registration.html. The page displays the HDFC Life logo and a registration form for a digital mandate. The form includes fields for NAME (Vishnu Bhaskaran), YOUR EMAIL ID (VIXXXX.B@HDFCLIFE.CO), and PREMIUM AMOUNT (₹) (13642.00). A checkbox indicates that the user has read and agreed to the terms.

A modal window is overlaid on the form, titled "HDFC LIFE INSURAN...". It displays the following information:

- POLICY NO.: 19798307
- TXN. ID: HDFC9455910
- ₹2.00
- For eNACH mandate amount limit is INR 1 lakh

The modal offers two options for registering the mandate: "Account" (selected) and "Cards" (selected). Below this, there is a "CARD DETAILS" section with fields for Card Number, Expiry, Name on Card, and CVV. A checkbox is checked for "Remember this card for the next time", with a note: "We use Paynimo to securely store your payment info for quick checkout on this site." A red button at the bottom of the modal says "PAY ₹2.00".

At the bottom of the page, there is a note: "Note : To verify your account/card details, a refundable* token amount will be debited from your account/card *non refundable for Axis and ICICI Bank account." and a footer with the text "For all your policy related queries, #SimplyChat" and "Powered by paynimo". The system tray at the bottom shows the date and time as 18:16 on 29/08/2019.

Redirected to payment portal


- Redirected to payment portal, fill in OTP and click submit



Enter Your OTP

Please enter your OTP in the space provided below, to confirm your identity for this purchase. This information will not be shared with the merchant.

Incase the mobile no. reflected below is not correct, kindly click on refresh button

Mobile No: X8XXXX4XX1 

Merchant Name | HDFC STANDARD LIFE CONVEN

Date | Aug 28, 2019

Total Charge | Rs 2.00

Card Number | XXXX XXXX XXXX XXXX

Personal Message | 3D Secure Authentication

Name | XXXXXXXXXX XXXXXXXXXX

OTP |

[Resend OTP](#)

Convert this transaction to EMI by selecting the tenure below. Please do not select this option if you have already selected the EMI option on the merchant site. (You will receive a call back in 2 working days for confirmation of your EMI request)

EMI Tenure (Months) | [*]

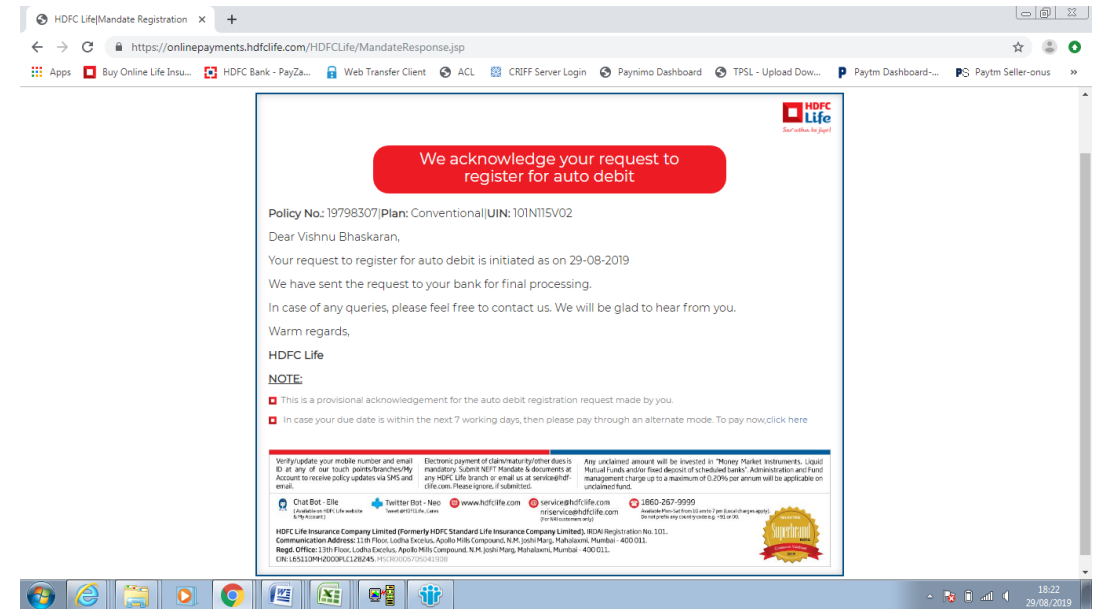
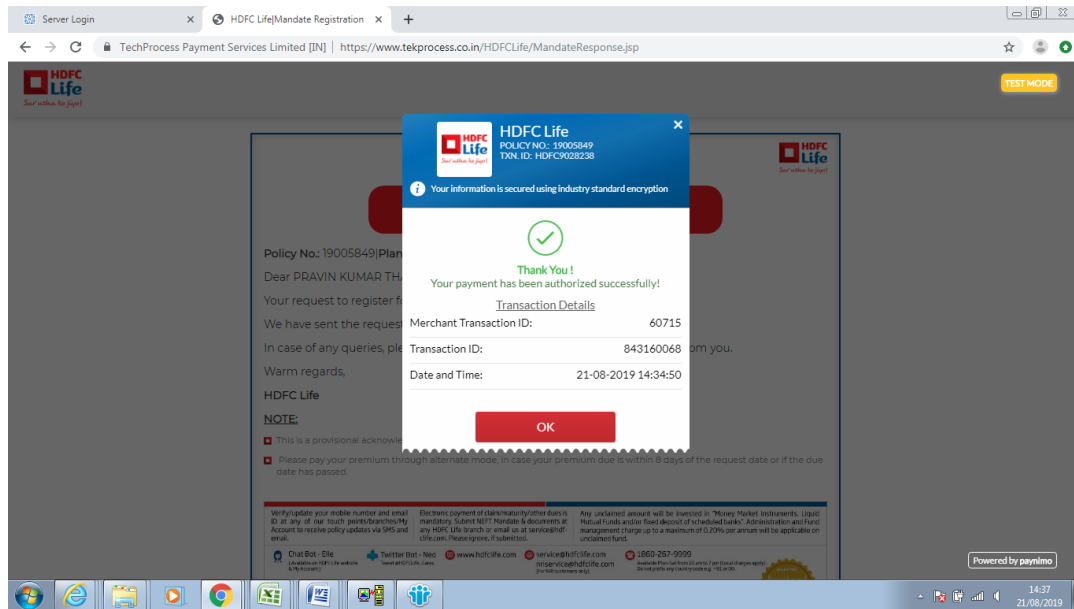
Submit

Cancel



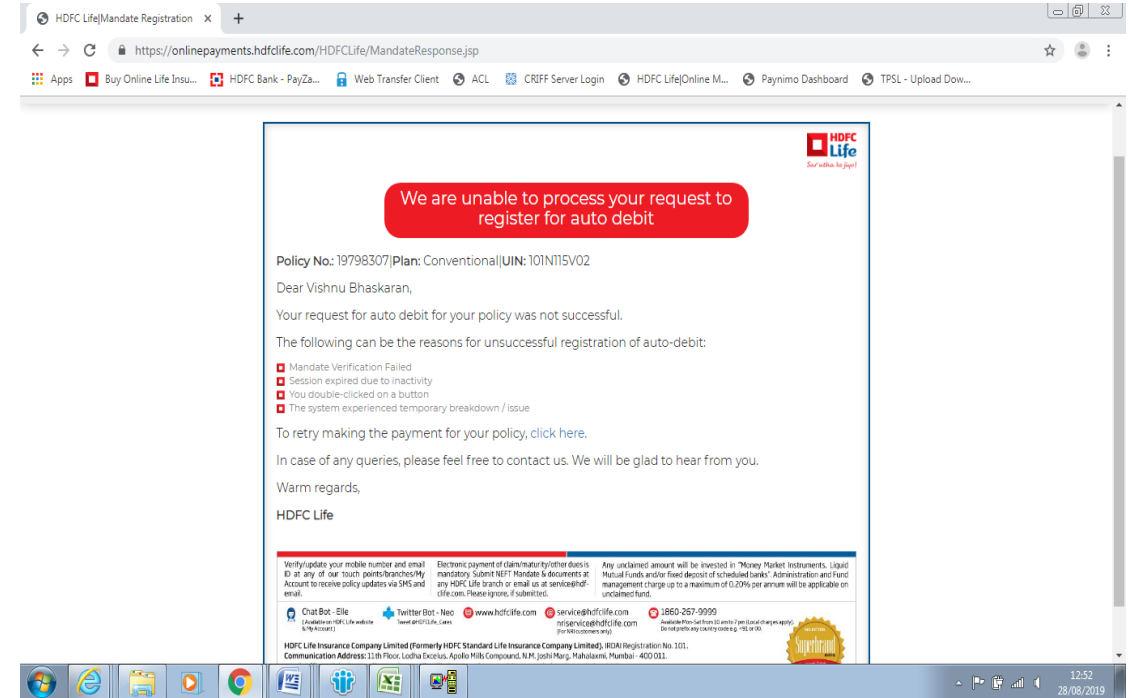
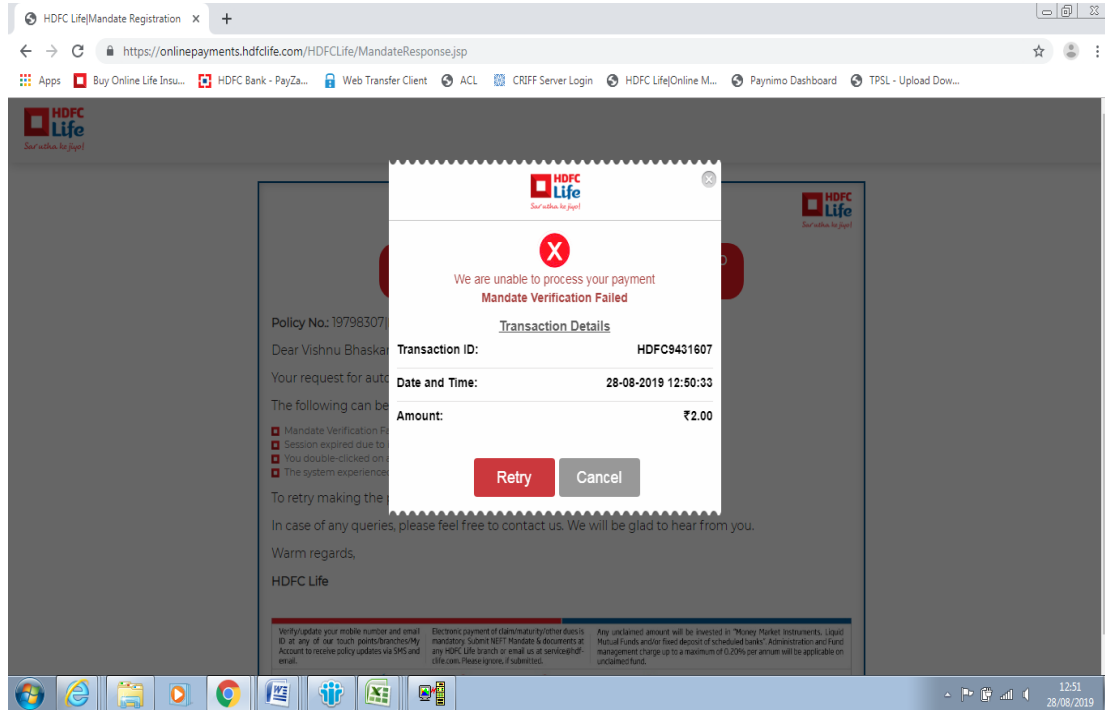
Success Screen

- In case transaction is successful then customer gets success message on screen
- Success SMS and Email is sent to customer's registered Phone number and Email ID



Failure Screen

- In case transaction is failed then customer gets failure message on screen
- Success SMS and Email is sent to customer's registered Phone number and Email ID



Note – If policy due date is within next 15 working days then please pay through some other mode

Thank You